



US00D474422S

(12) **United States Design Patent**
Kawamura

(10) **Patent No.:** **US D474,422 S**

(45) **Date of Patent:** **** May 13, 2003**

(54) **PULL TAB OF A SLIDER FOR A SLIDE FASTENER**

D325,547 S * 4/1992 Saito et al. D11/221
D342,043 S * 12/1993 Oda et al. D11/222
D452,186 S * 12/2001 Fujisaka D11/228

(75) Inventor: **Fumiko Kawamura**, Kurobe (JP)

* cited by examiner

(73) Assignee: **YKK Corporation**, Tokyo (JP)

Primary Examiner—Catherine R. Oliver

(**) Term: **14 Years**

(74) *Attorney, Agent, or Firm*—Bell, Boyd & Lloyd LLC

(21) Appl. No.: **29/163,003**

(57) **CLAIM**

(22) Filed: **Jun. 25, 2002**

The ornamental design for a pull tab of a slider for a slide fastener, as shown and described.

(30) **Foreign Application Priority Data**

DESCRIPTION

Dec. 27, 2001 (JP) 2001-038347

FIG. 1 is a front elevational view of a pull tab of a slider for a slide fastener of the claimed design, the broken lines forming no part of the claimed design;
FIG. 2 is a back elevational view of the pull tab of FIG. 1, the broken lines forming no part of the claimed design;
FIG. 3 is a top view of the pull tab of FIG. 1, the broken lines forming no part of the claimed design;
FIG. 4 is a bottom view of the pull tab of FIG. 1; and,
FIG. 5 is a right-side view of the pull tab of FIG. 1, the left-side view is symmetrical to the right-side view and the broken lines forming no part of the claimed design.

(51) **LOC (7) Cl.** **02-07**

(52) **U.S. Cl.** **D11/228**

(58) **Field of Search** D11/222, 221,
D11/220, 200, 201, 228; 24/387, 411-415,
416, 417, 418, 427, 430, 616; 70/68, 69;
D3/252, 282

(56) **References Cited**

U.S. PATENT DOCUMENTS

D291,671 S * 9/1987 Keyaki D11/221

1 Claim, 1 Drawing Sheet

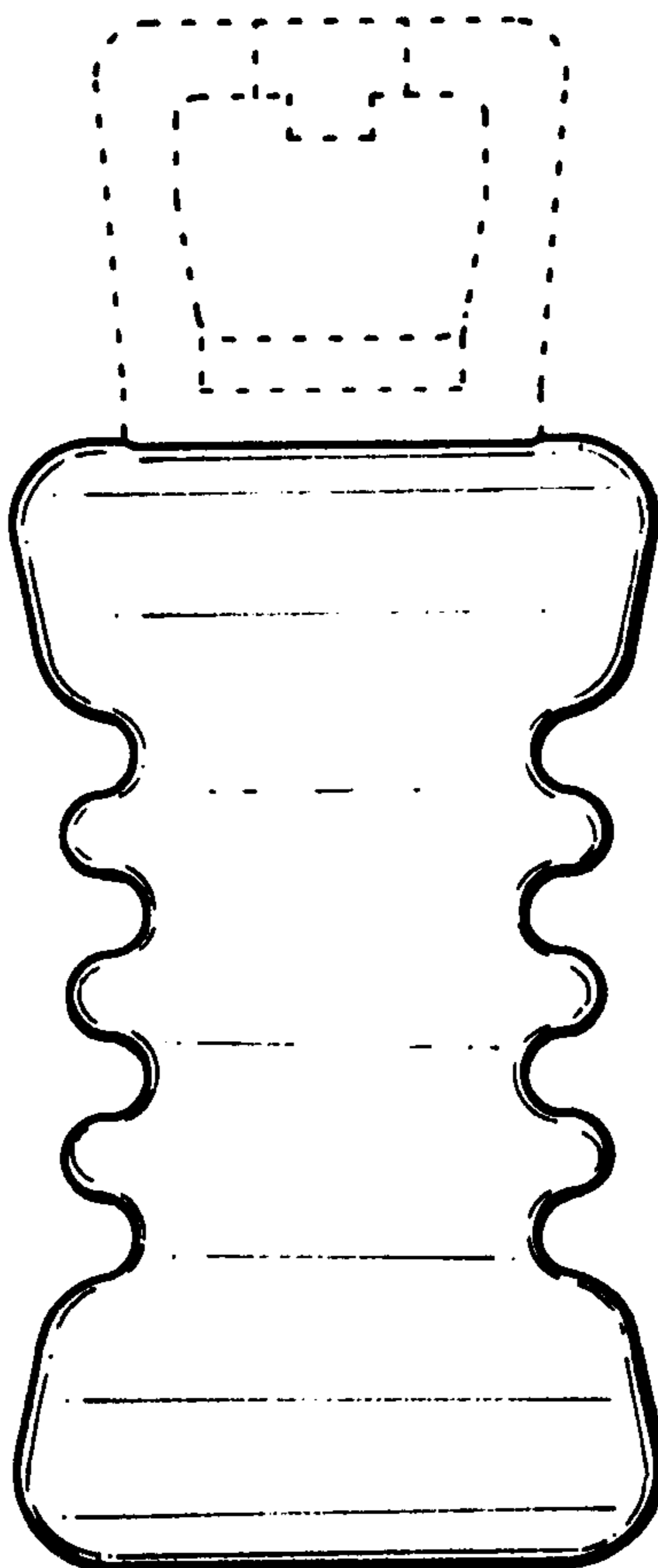


FIG. 1

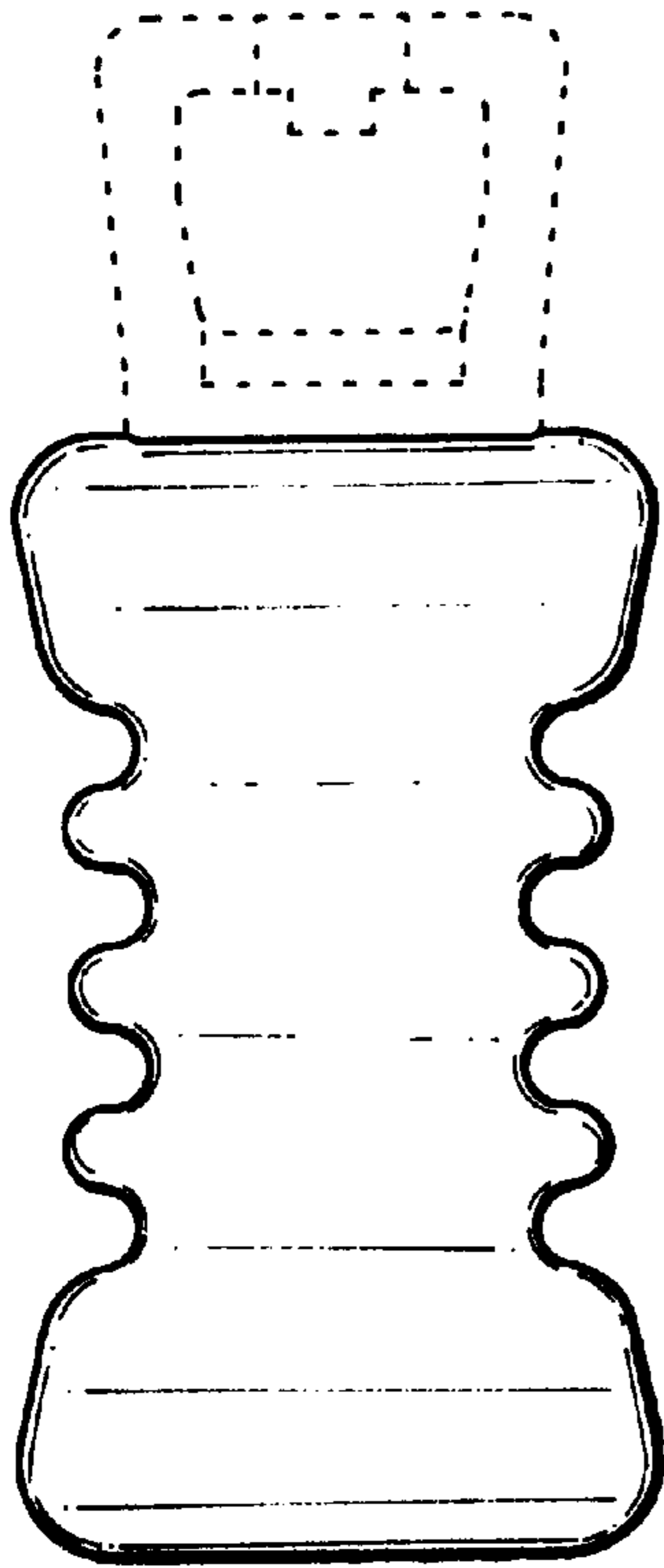


FIG. 2

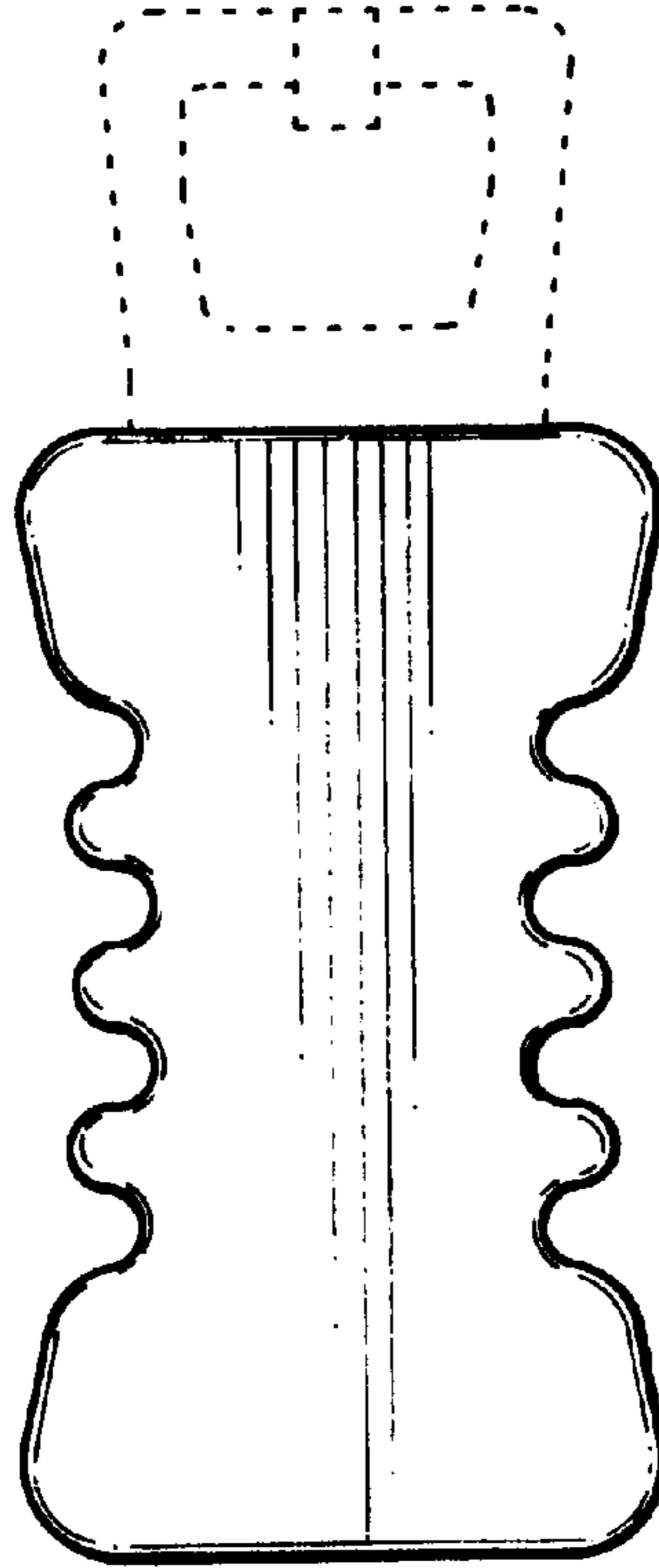


FIG. 5

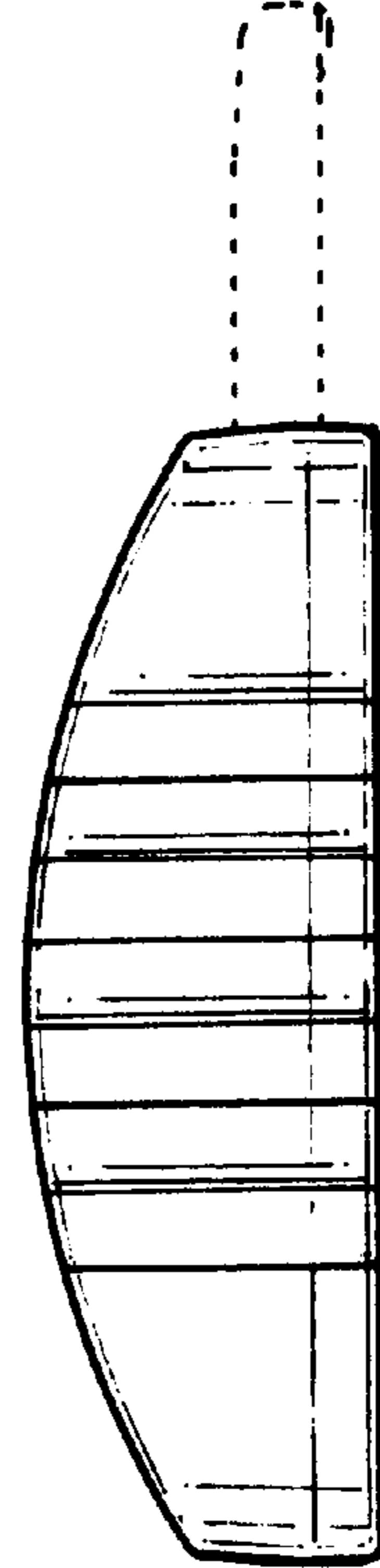


FIG. 3

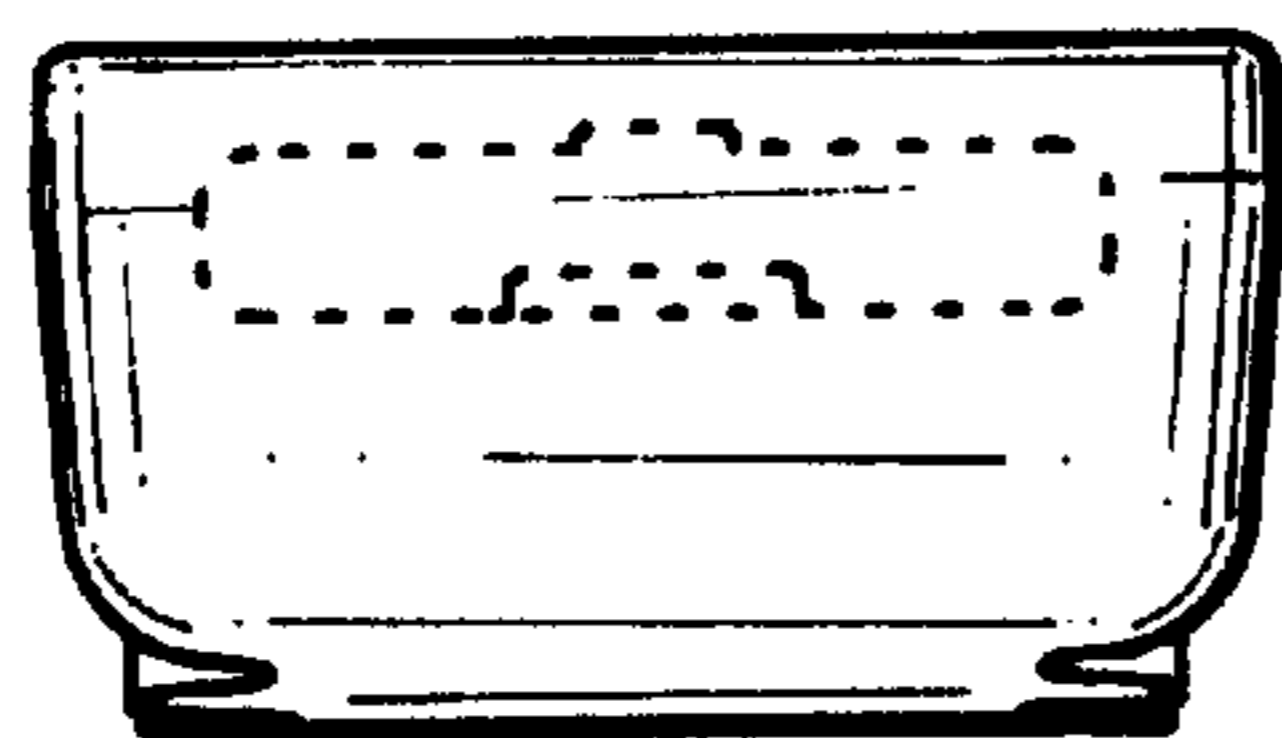


FIG. 4

