



US00D474408S

(12) **United States Design Patent**  
**Rennie et al.**

(10) **Patent No.:** **US D474,408 S**

(45) **Date of Patent:** **\*\* May 13, 2003**

(54) **COMBINED BOTTLE AND CAP FOR COSMETIC USE**

(75) Inventors: **Patrick Rennie**, Whippany, NJ (US);  
**Daren D'Andrea**, Whippany, NJ (US)

(73) Assignee: **Qualipac**, Neuilly-sur-Seine (FR)

(\*\*) Term: **14 Years**

(21) Appl. No.: **29/150,011**

(22) Filed: **Oct. 30, 2001**

(51) **LOC (7) Cl.** ..... **09-01**

(52) **U.S. Cl.** ..... **D9/521; D9/522; D9/529;**  
**D9/572; D9/575**

(58) **Field of Search** ..... **D9/521, 522, 529,**  
**D9/571, 572, 575; 215/382-384, 396, 398,**  
**400; 222/206, 212, 215**

(56) **References Cited**

**U.S. PATENT DOCUMENTS**

D200,262 S	*	2/1965	Heintze	.....	D9/571
3,342,379 A	*	9/1967	Foley	.....	222/173
D295,954 S	*	5/1988	Kirchhoff	.....	D9/521
4,742,928 A	*	5/1988	Braun	.....	215/235
D337,272 S	*	7/1993	Joo	.....	D9/529
D352,663 S	*	11/1994	Suxdorf	.....	D9/573
D361,937 S	*	9/1995	Maxwell et al.	.....	D9/529
D379,933 S	*	6/1997	Lambrech	.....	D9/574
D387,992 S	*	12/1997	Kotoucek	.....	D9/521

D409,922 S	*	5/1999	Jones et al.	.....	D9/571
D418,746 S	*	1/2000	Featherston et al.	.....	D9/300
D423,361 S	*	4/2000	Negre	.....	D9/521
D424,448 S	*	5/2000	Weber	.....	D9/529 X
D425,408 S	*	5/2000	Bakic	.....	D9/302
D445,338 S	*	7/2001	Helleu	.....	D9/521
D447,694 S	*	9/2001	Leggett	.....	D9/521
D451,809 S	*	12/2001	Jones	.....	D9/521
D457,063 S	*	5/2002	Bakic	.....	D9/521

\* cited by examiner

*Primary Examiner*—Ted Shooman

*Assistant Examiner*—Carol Rademaker

(74) *Attorney, Agent, or Firm*—Rothwell, Figg, Ernst & Manbeck, P.C.

(57) **CLAIM**

The ornamental design for a combined bottle and cap for cosmetic use, as shown and described.

**DESCRIPTION**

FIG. 1 is a top, front and right side perspective view of a combined bottle and cap for cosmetic use according to the invention;

FIG. 2 is a front elevation thereof;

FIG. 3 is a back view thereof;

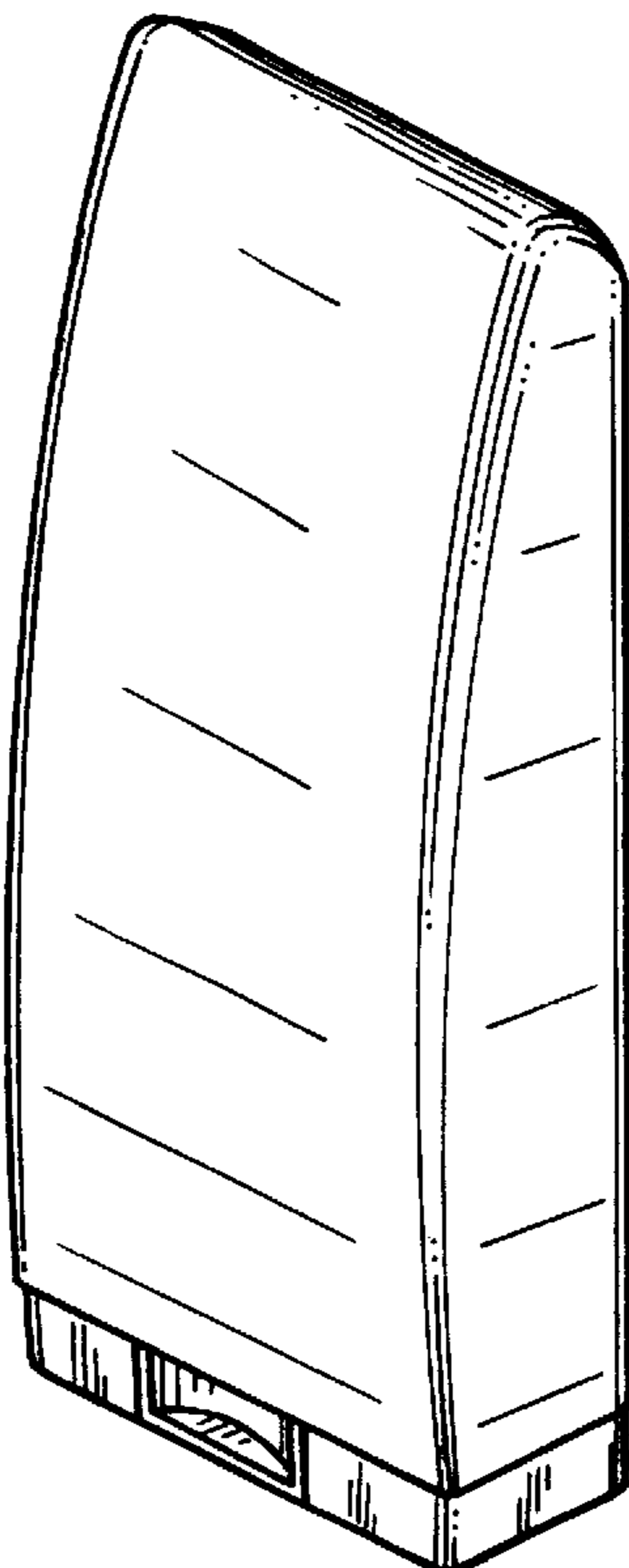
FIG. 4 is a right side view thereof;

FIG. 5 is a left side view thereof;

FIG. 6 is a top plan view thereof; and,

FIG. 7 is a bottom plan view thereof.

**1 Claim, 7 Drawing Sheets**



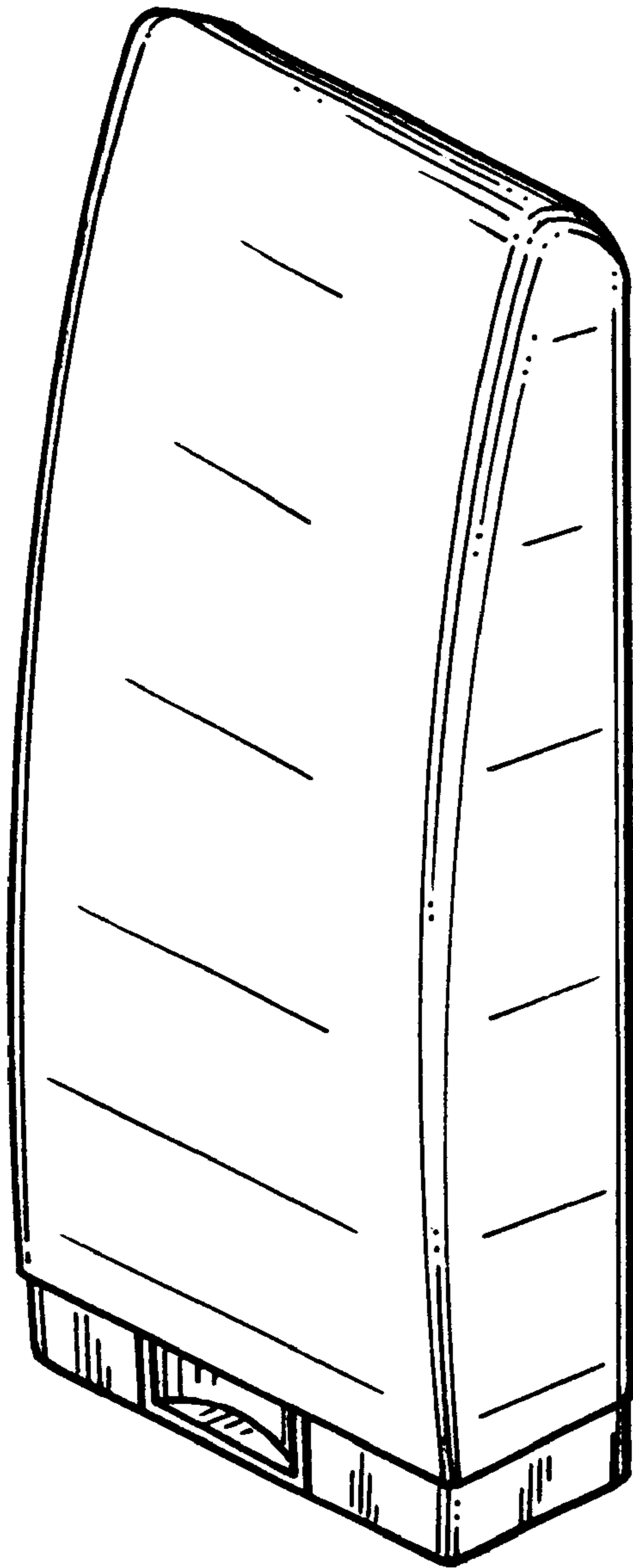


FIG. 1




FIG. 2




FIG. 3

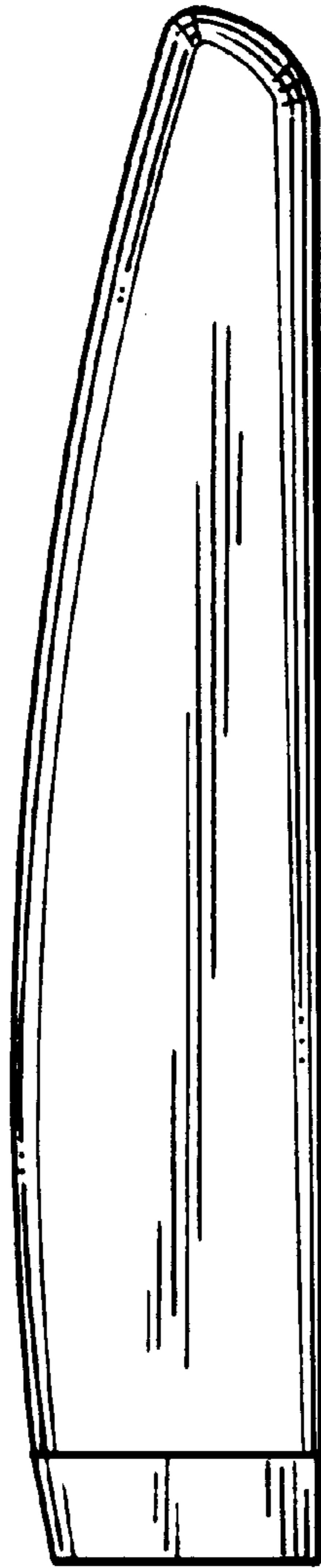


FIG. 4

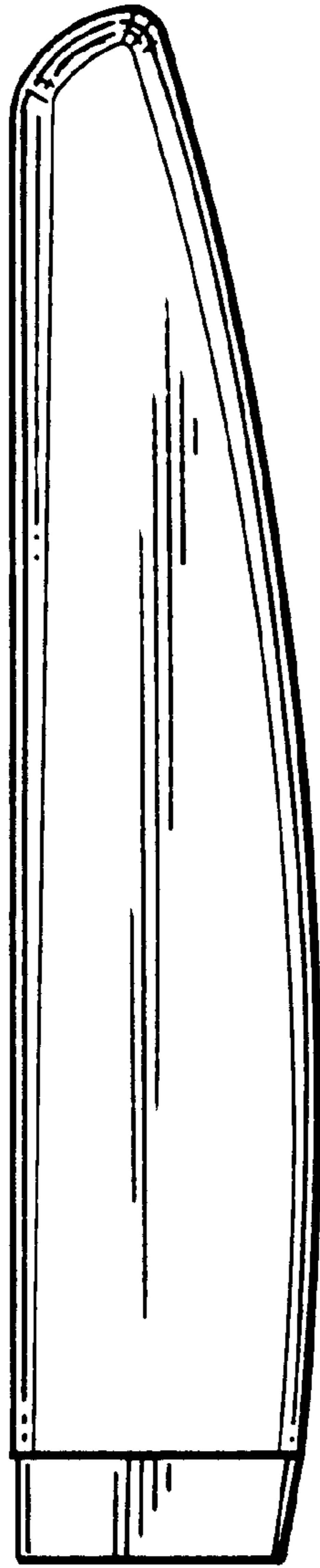


FIG. 5




FIG. 6

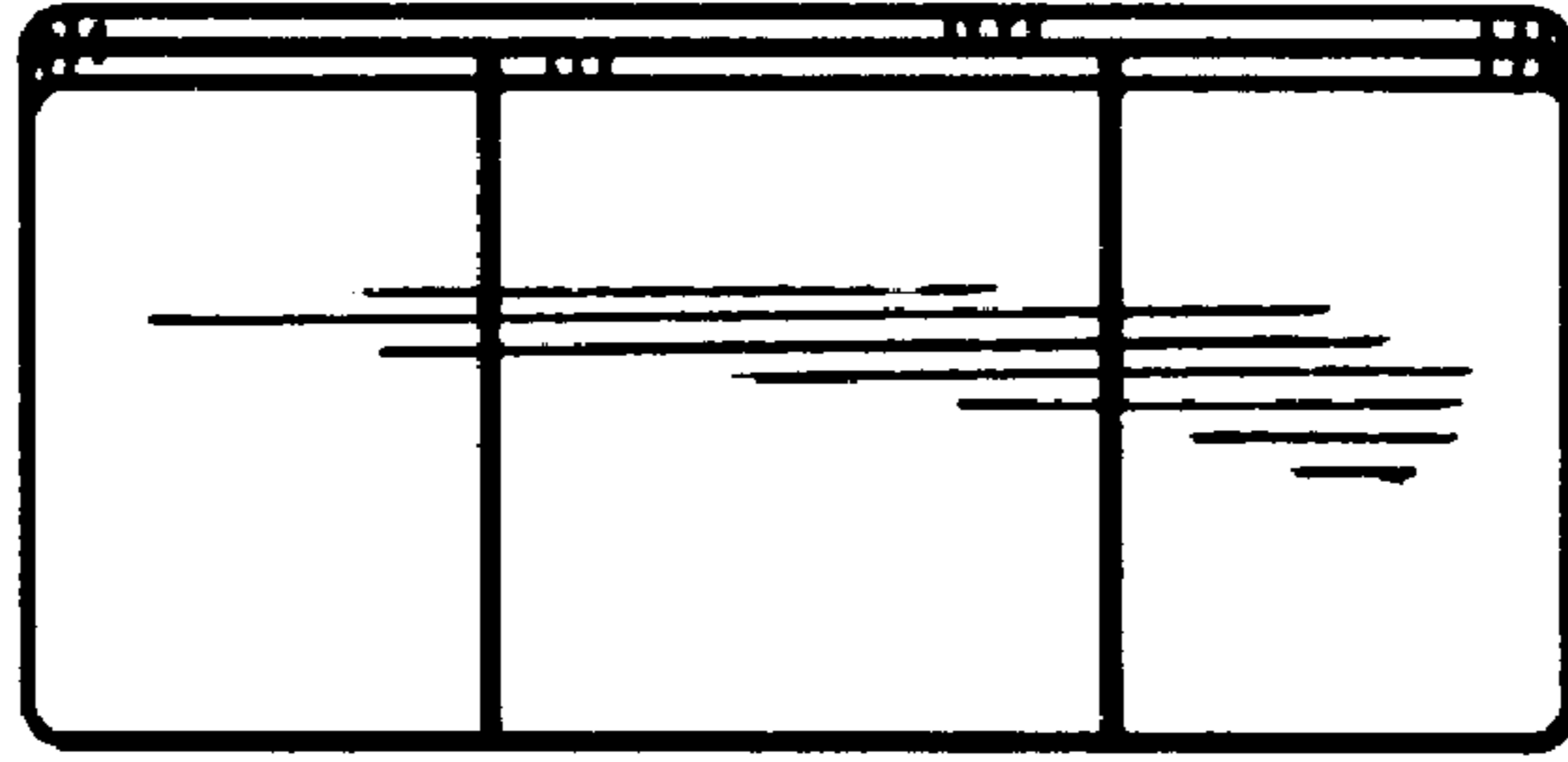


FIG. 7