



US00D474407S

(12) **United States Design Patent**
Lovelace, Jr. et al.

(10) **Patent No.:** **US D474,407 S**

(45) **Date of Patent:** **** May 13, 2003**

(54) **CONTAINER BODY PORTION**

(75) Inventors: **Richard A. Lovelace, Jr.**, Akron, OH (US); **Greg N. Dean**, Canton, MI (US); **Jamie B. Doehrmann**, Medina, OH (US); **James C. Dorn**, Norton, OH (US)

(73) Assignee: **Plastipak Packaging, Inc.**, Plymouth, MI (US)

(**) Term: **14 Years**

(21) Appl. No.: **29/150,321**

(22) Filed: **Nov. 20, 2001**

(51) **LOC (7) Cl.** **09-01**

(52) **U.S. Cl.** **D9/516; D9/567; D9/571; D9/574**

(58) **Field of Search** **D9/500, 502-505, D9/516, 523, 526-528, 530, 537-543, 544-546, 549, 550, 551, 552, 553, 554, 556, 557, 558, 563, 564, 565-567, 569, 570, 571, 572, 573, 574, 575; 215/382-384, 396, 398, 400**

(56) **References Cited**

U.S. PATENT DOCUMENTS

D27,260 S * 6/1897 Carr D9/544
D49,180 S * 6/1916 Goetzke D9/447
D58,026 S * 5/1921 Humphrey D9/447

D104,881 S * 6/1937 Rosengart D9/337
D108,594 S * 2/1938 Kennedy D9/563
D188,297 S * 6/1960 Pedrick, III D9/539
D541,025 * 11/2001 Meeker et al. D9/500
D463,291 S * 9/2002 Kokubo et al. D9/558
D463,984 S * 10/2002 Kokubo et al. D9/558

* cited by examiner

Primary Examiner—Philip S. Hyder

Assistant Examiner—Carol Rademaker

(74) *Attorney, Agent, or Firm*—Radar, Fishman & Grauer PLLC

(57) **CLAIM**

The ornamental design for a container body portion, as shown and described.

DESCRIPTION

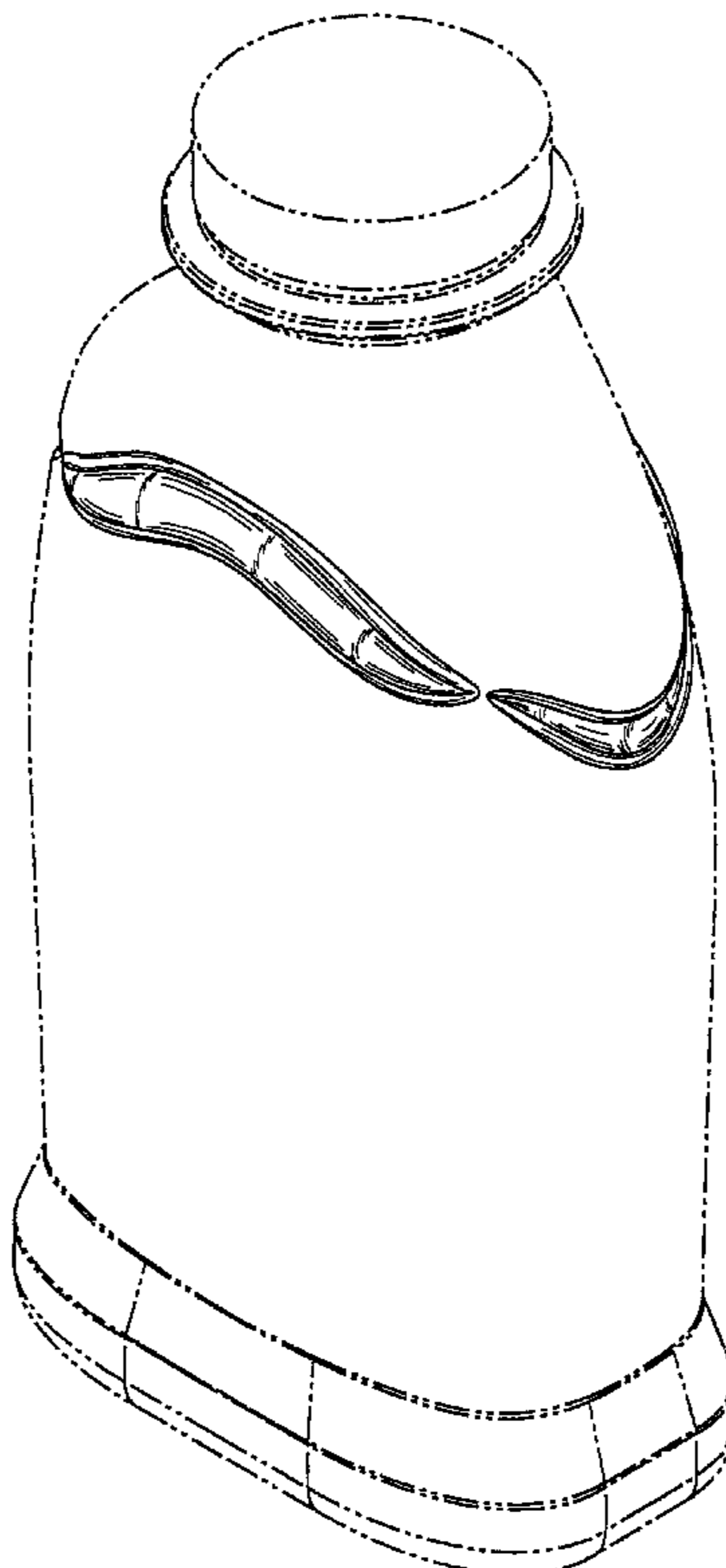
FIG. 1 is a perspective view of a container body portion looking downwardly from the front and right of a container body;

FIG. 2 front elevation view of the container body portion shown in FIG. 1, the rear elevation view being a mirror image of the front elevation view shown; and,

FIG. 3 is a right side elevation view of the container body portion shown in FIG. 1, the side opposite being a mirror image of the side shown.

The broken lines in the drawings are for illustrative purposes only and do not form a part of the claimed design.

1 Claim, 3 Drawing Sheets



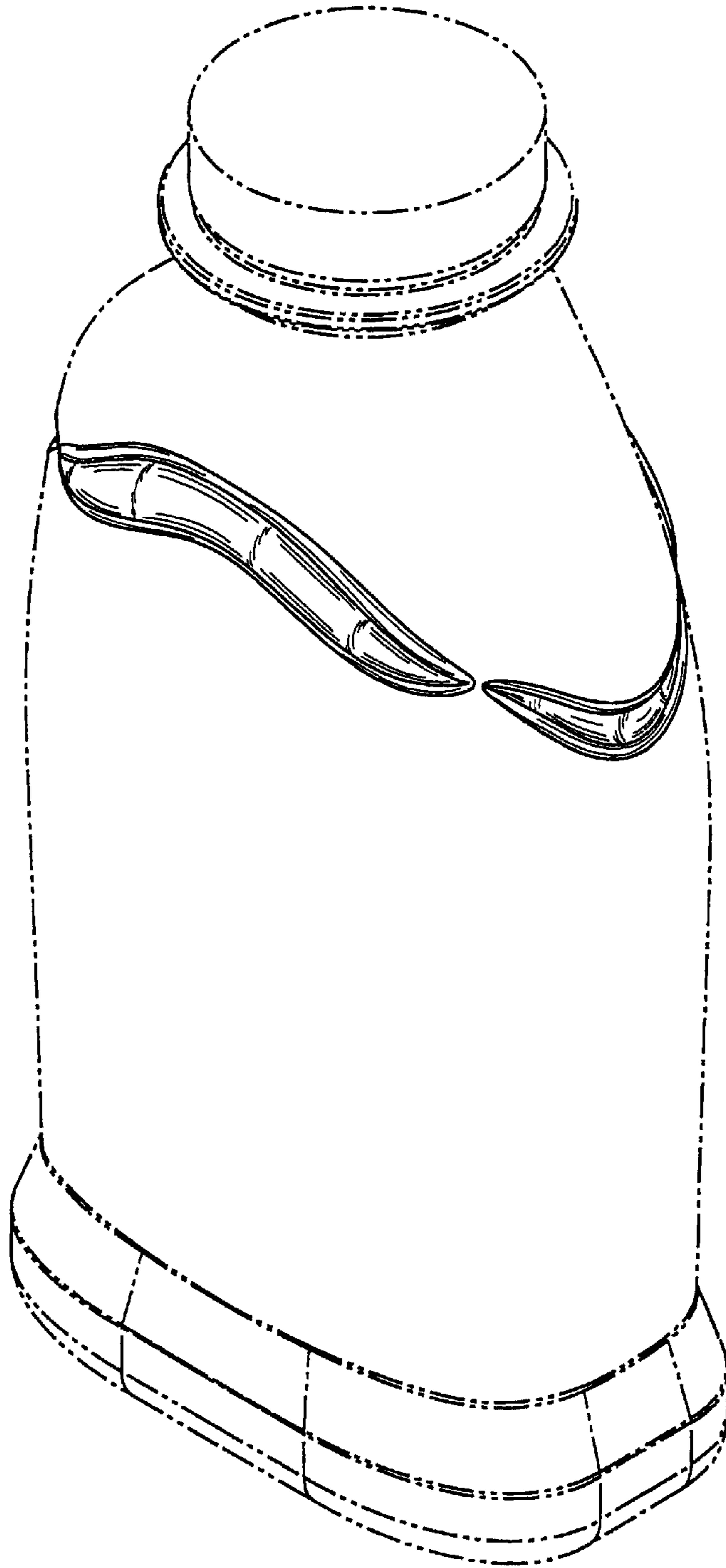


Fig. 1

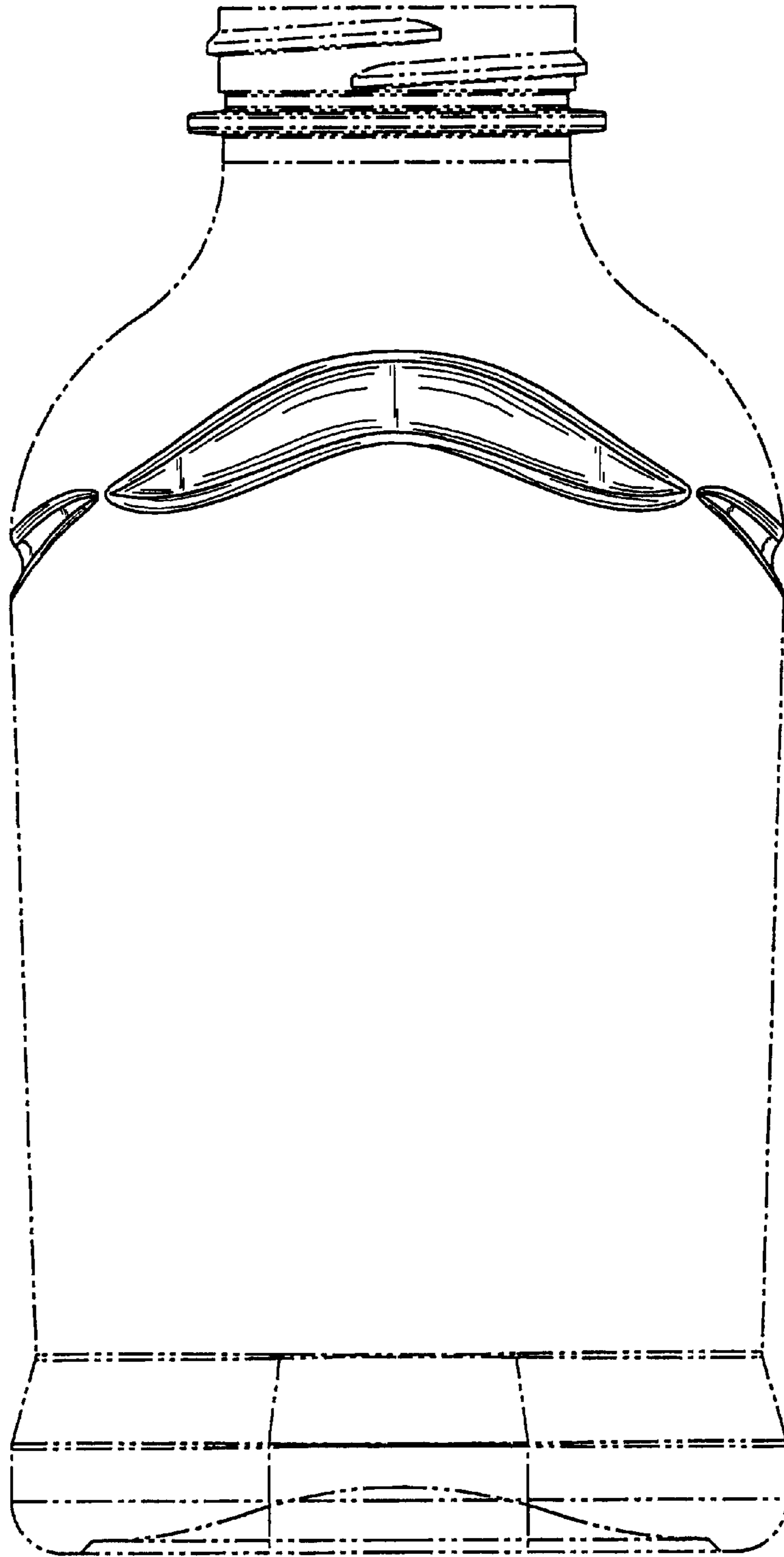


Fig. 2




Fig. 3