



US00D474401S

(12) **United States Design Patent**
Chiang

(10) **Patent No.:** **US D474,401 S**

(45) **Date of Patent:** **** May 13, 2003**

(54) **PACKAGING CONTAINER**

(76) Inventor: **Sheng-Fa Chiang**, PO BOX 82-144,
Taipei (TW)

(**) Term: **14 Years**

(21) Appl. No.: **29/161,569**

(22) Filed: **Jun. 3, 2002**

(51) **LOC (7) Cl.** **09-03**

(52) **U.S. Cl.** **D9/418; D9/424**

(58) **Field of Search** D9/414, 415, 418,
D9/424, 417, 432, 337; 206/223, 549, 37,
320, 260, 255, 304.1, 530, 531, 539, 527,
817, 822, 776, 782; 229/162, 116.1; 220/662,
674, 675, 602

(56) **References Cited**

U.S. PATENT DOCUMENTS

4,630,735	A	*	12/1986	Jebens	229/103.1
5,163,560	A	*	11/1992	Parrish, Jr. et al.	206/320
D337,032	S	*	7/1993	Anderson	D9/416
5,623,980	A	*	4/1997	McMahon	206/37

D397,293	S	*	8/1998	Shimizu	D9/424
D411,104	S	*	6/1999	Simile-Gravina et al.	D9/418
6,098,825	A	*	8/2000	Kohnen	206/223
D436,531	S	*	1/2001	Holmes et al.	D9/415
6,341,710	B1	*	1/2002	Danielson et al.	206/37

* cited by examiner

Primary Examiner—Prabhakar Deshmukh

(74) *Attorney, Agent, or Firm*—Leong C. Lei

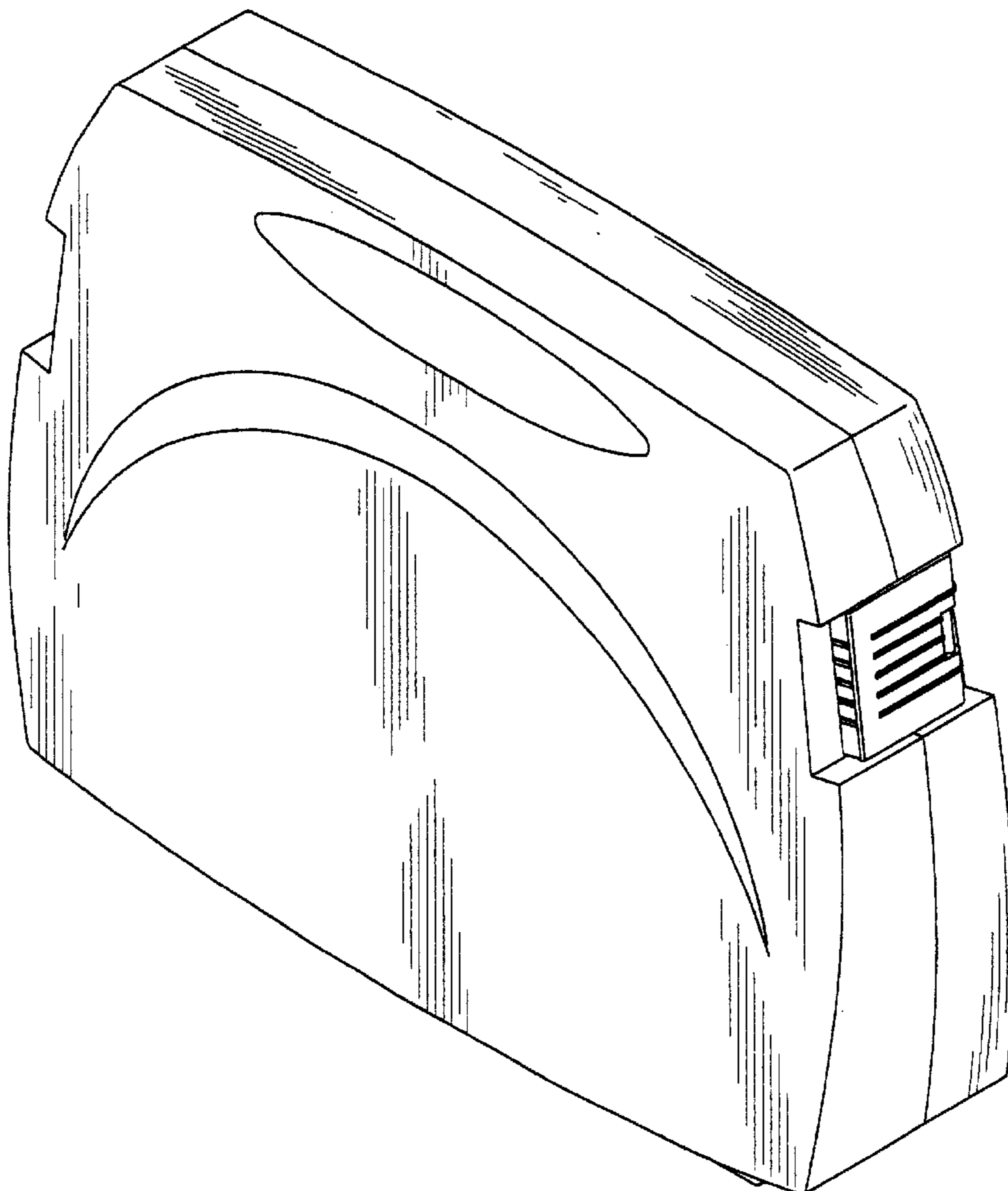
(57) **CLAIM**

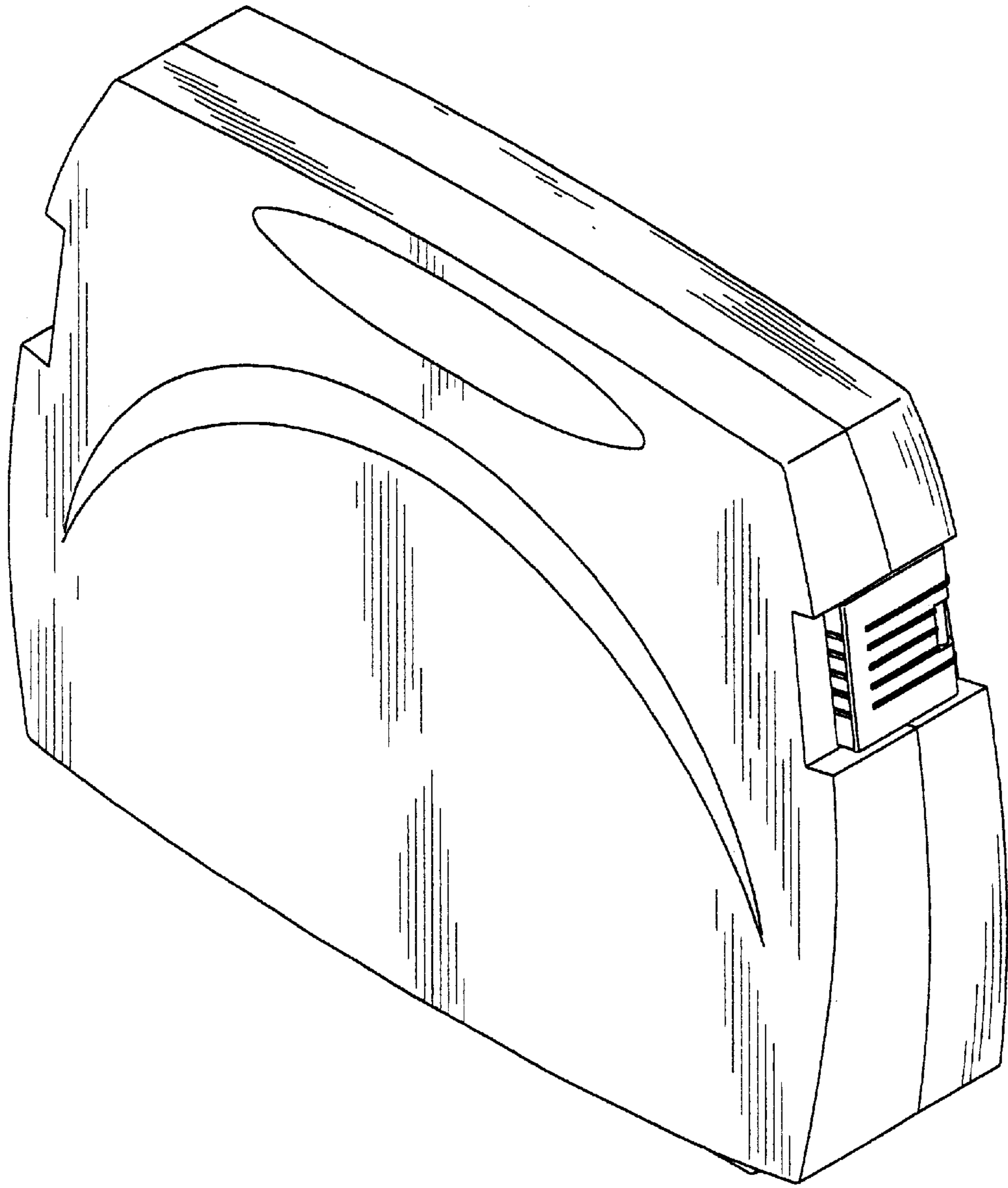
The ornamental design for a packaging container, as shown and described.

DESCRIPTION

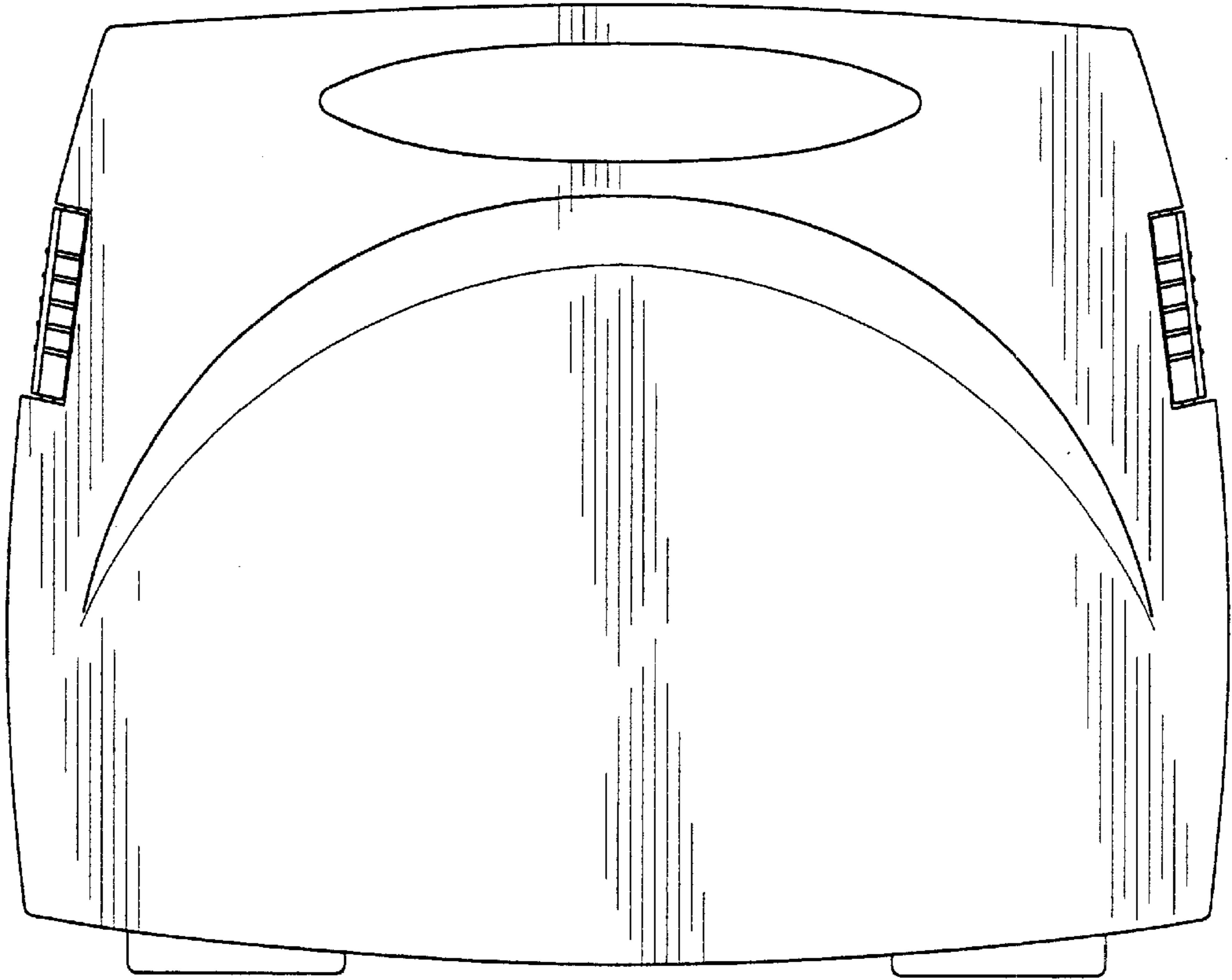
FIG. 1 is perspective view of a packaging container showing my new design;
FIG. 2 is a front side elevation view thereof;
FIG. 3 is a rear side elevation view thereof;
FIG. 4 is a left side elevation view thereof;
FIG. 5 is a right side elevation view thereof;
FIG. 6 is a top plan view thereof; and,
FIG. 7 is a bottom plan view thereof.

1 Claim, 5 Drawing Sheets

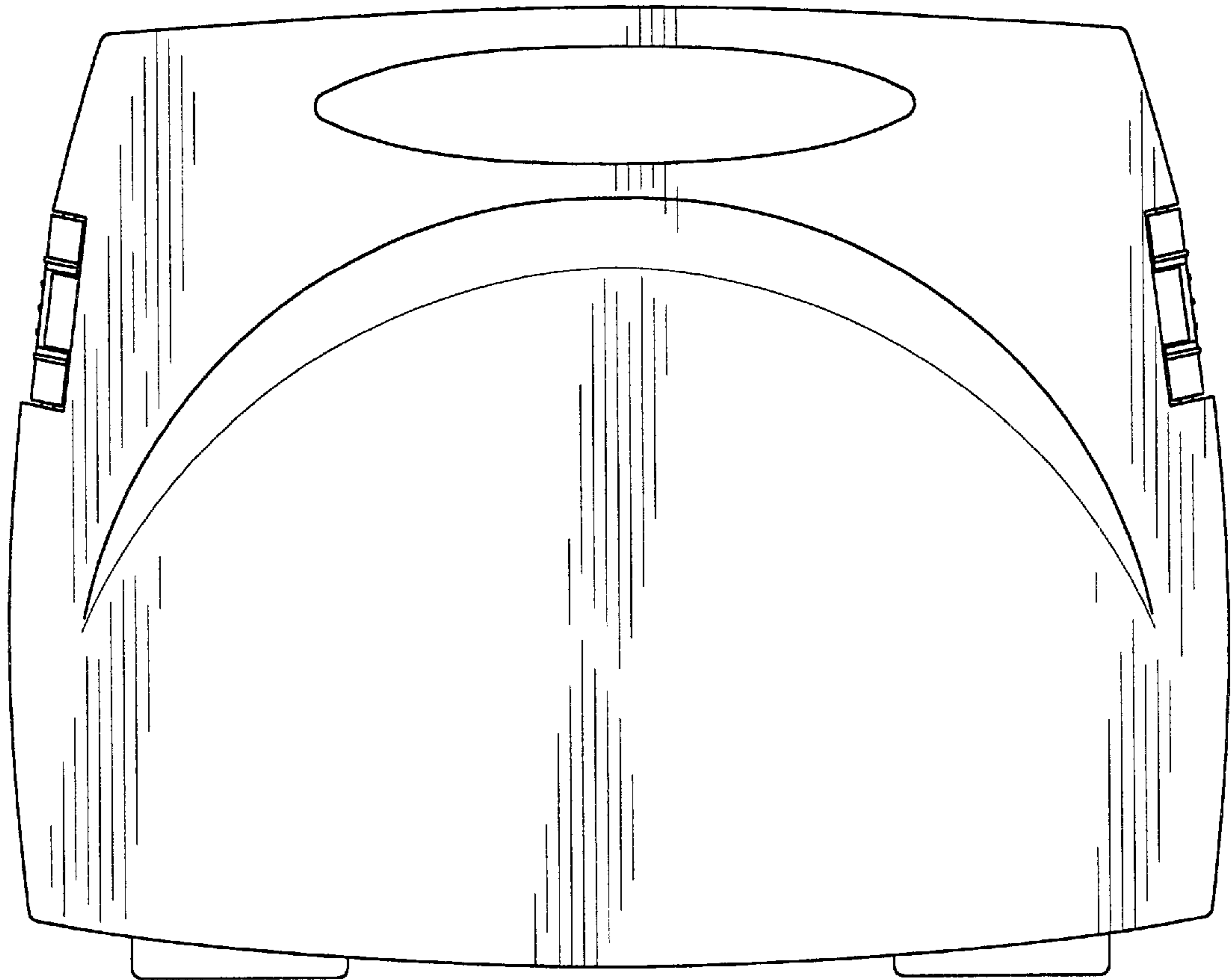




F I G. 1



F I G. 2



F I G. 3




FIG. 4


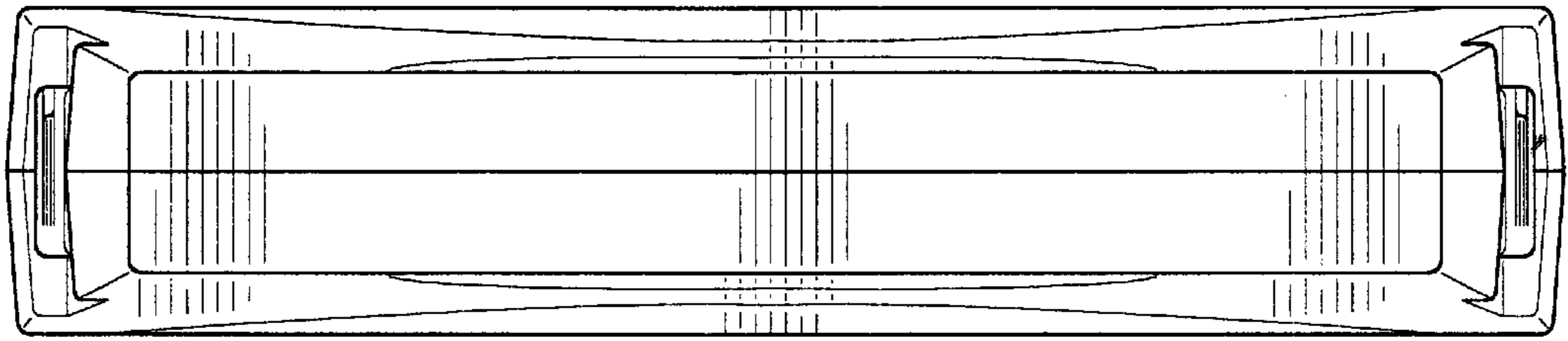
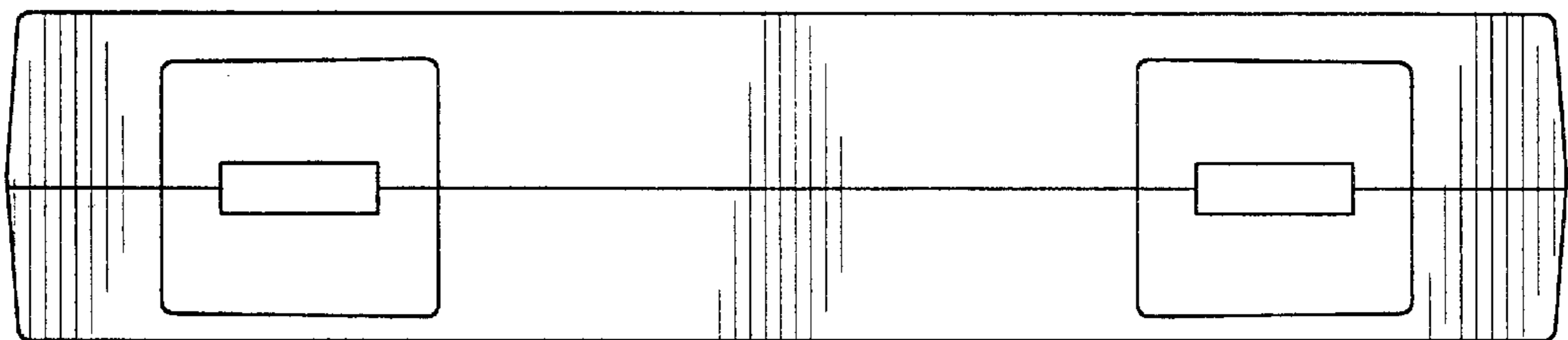


FIG. 5



F I G. 6



F I G. 7