



US00D474397S

(12) **United States Design Patent**
Plummer

(10) **Patent No.:** **US D474,397 S**

(45) **Date of Patent:** **** May 13, 2003**

(54) **FISH TAPE REEL**

(75) Inventor: **Jeffrey Jay Plummer**, Rockford, IL
(US)

(73) Assignee: **Greenlee Textron Inc.**, Rockford, IL
(US)

(**) Term: **14 Years**

(21) Appl. No.: **29/166,105**

(22) Filed: **Aug. 22, 2002**

(51) **LOC (7) Cl.** **08-05**

(52) **U.S. Cl.** **D8/359**

(58) **Field of Search** D8/14, 359, 358,
D8/360.1; 254/134.3 FT; 191/12.2 R; 242/405.3,
403.1, 564.4, 395, 397.1, 407, 532.6, 423.2,
395.1

(56) **References Cited**

U.S. PATENT DOCUMENTS

- 2,601,409 A 6/1952 McArthur et al.
- 4,164,334 A 8/1979 Rathbun et al.
- 4,215,828 A * 8/1980 Rathbun et al. 242/396.2
- D286,503 S * 11/1986 Bobrovniczky D8/359
- D341,329 S 11/1993 Morris

- D351,561 S 10/1994 Moffatt et al.
- D431,480 S 10/2000 Walsten et al.
- 6,224,038 B1 5/2001 Walsten et al.
- 6,361,061 B1 * 3/2002 Lea 280/414.1

* cited by examiner

Primary Examiner—Pamela Burgess

(74) *Attorney, Agent, or Firm*—Trexler, Bushnell,
Giangiorgi, Blackstone & Marr, Ltd.

(57) **CLAIM**

The ornamental design for a fish tape reel, as shown and described.

DESCRIPTION

FIG. 1 is a perspective view of the fish tape reel according to my design;
 FIG. 2 is a right side elevational view of the fish tape reel;
 FIG. 3 is a bottom plan view of the fish tape reel;
 FIG. 4 is a left side elevational view of the fish tape reel;
 FIG. 5 is a top plan view of the fish tape reel;
 FIG. 6 is a front elevational view of the fish tape reel; and,
 FIG. 7 is a rear elevational view of the fish tape reel.
 The broken lines shown in the drawings are for illustrative purposes only and form no part of the claimed design.

1 Claim, 2 Drawing Sheets

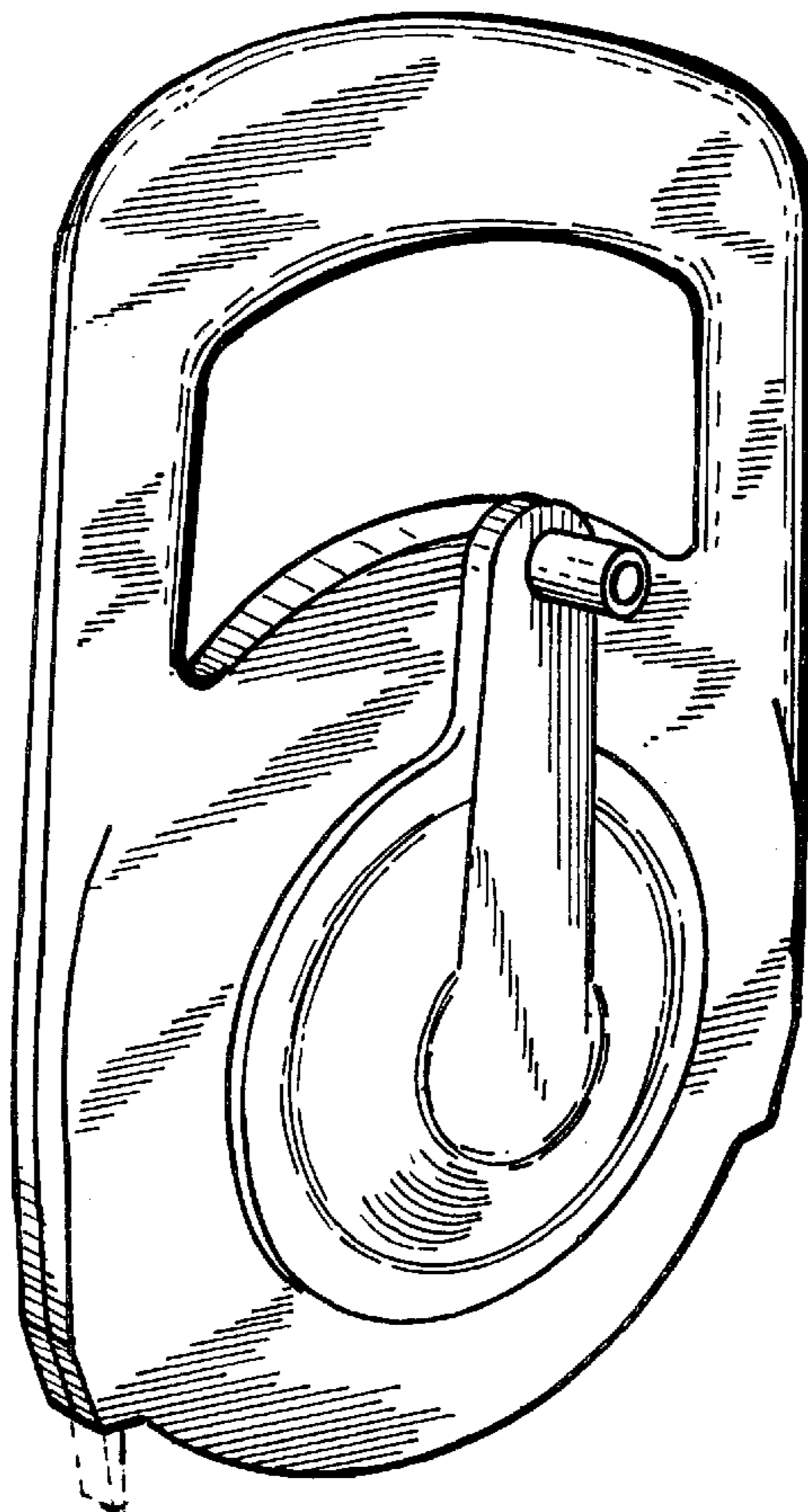


FIG.1

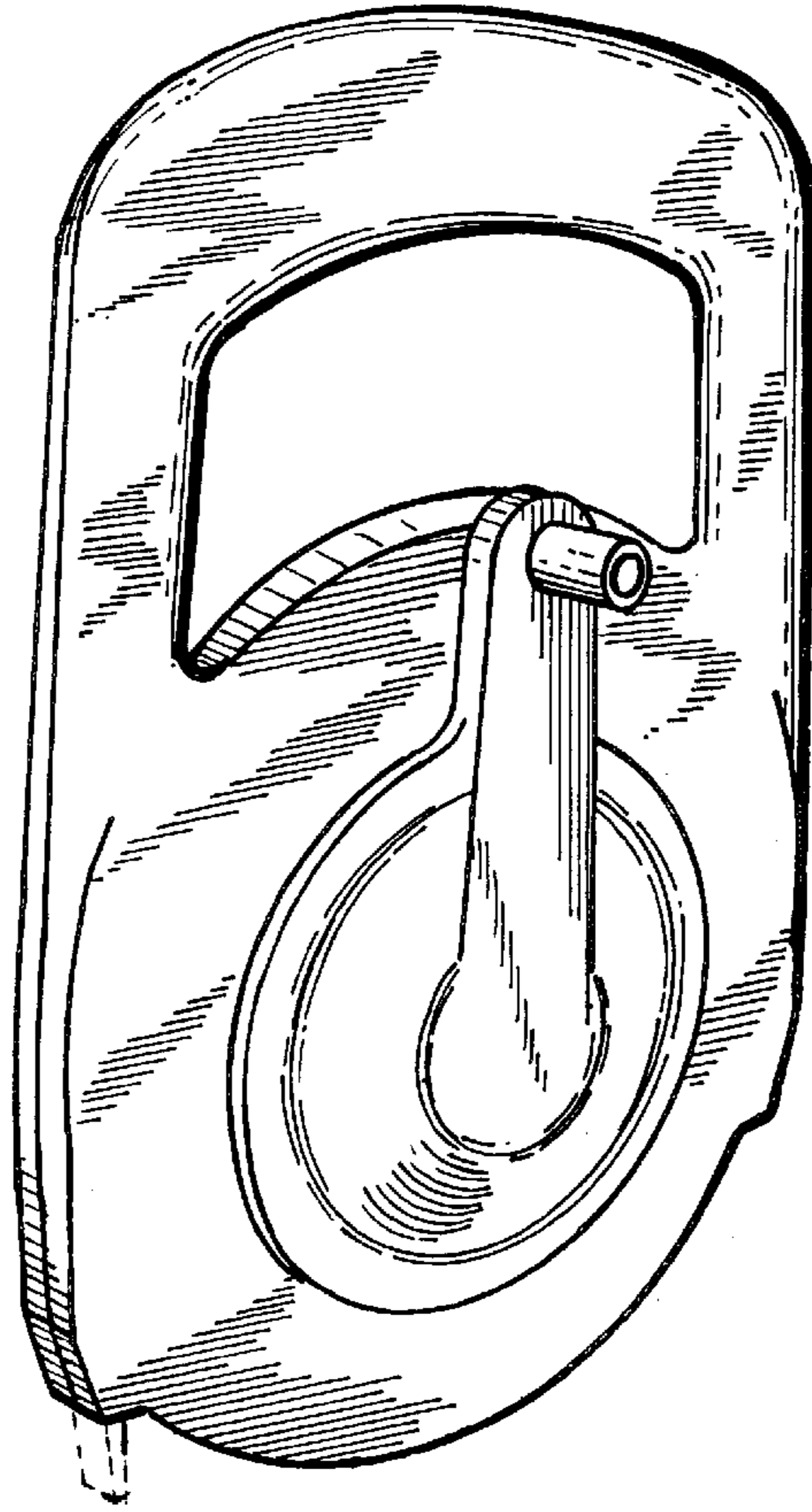


FIG.2

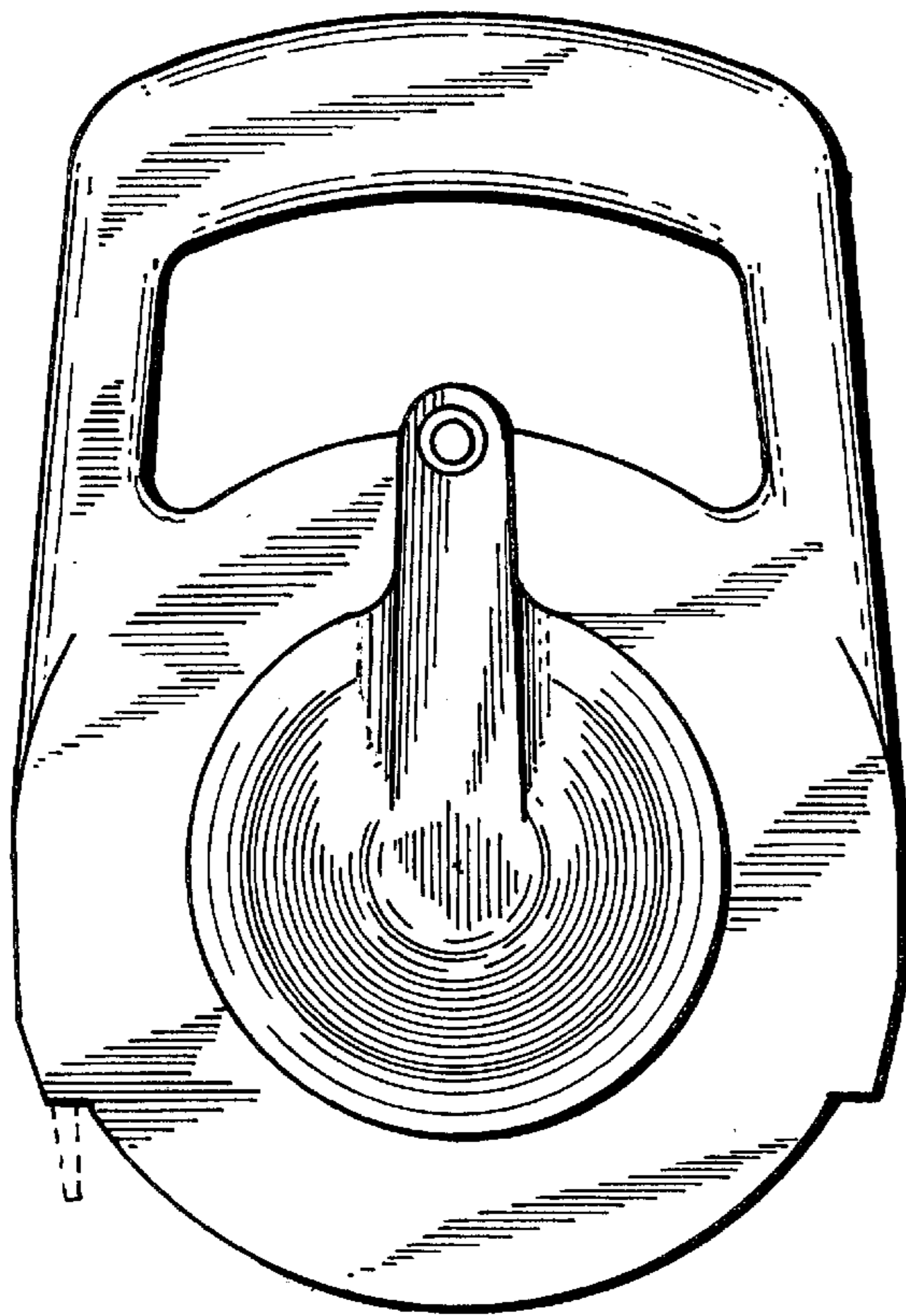


FIG.3

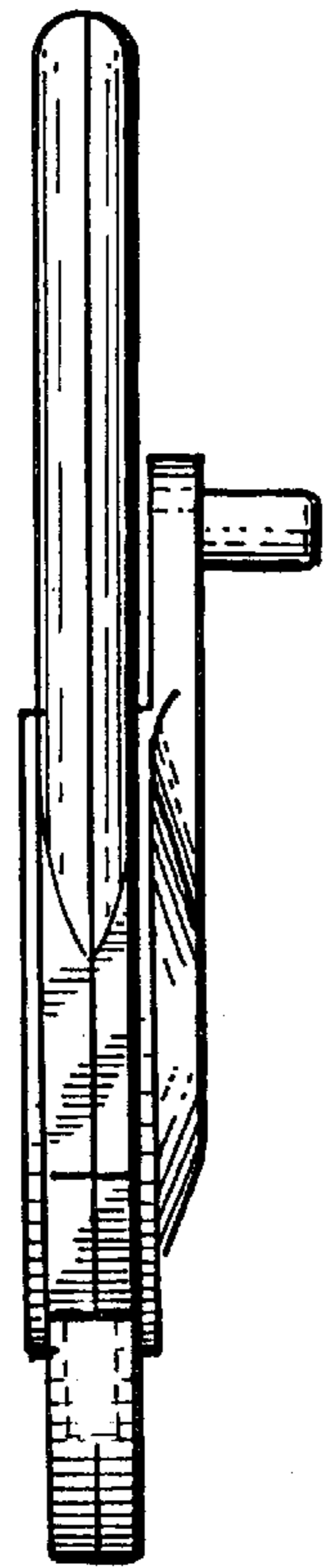


FIG.4

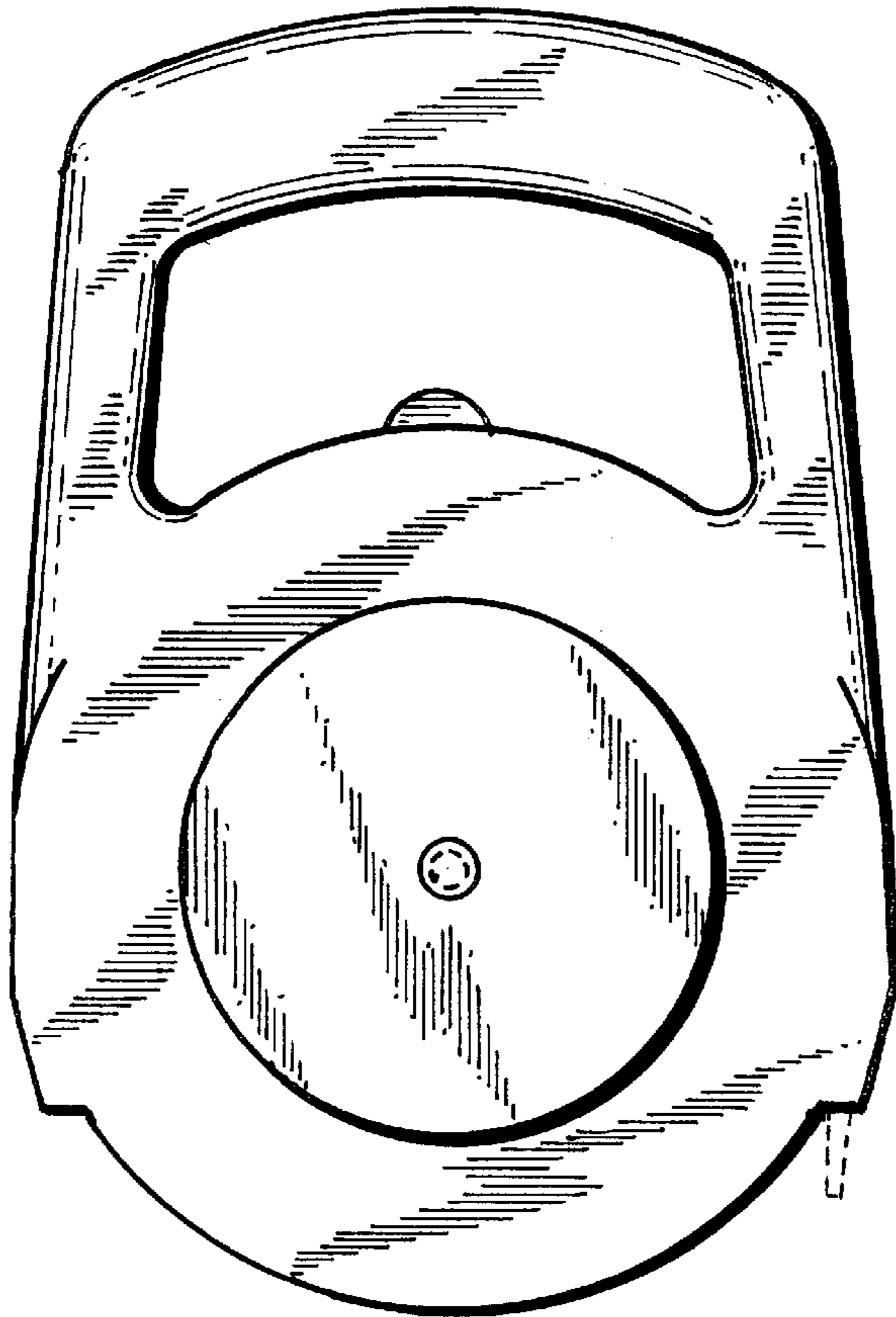


FIG.5



FIG.6




FIG.7

