



US00D474394S

(12) **United States Design Patent**
Smith

(10) **Patent No.:** **US D474,394 S**

(45) **Date of Patent:** **** May 13, 2003**

(54) **SWIVEL COUPLING FOR A PARACHUTE
SEA ANCHOR**

D400,157 S * 10/1998 Fiorentino et al. D12/321
D413,252 S * 8/1999 Stribel D8/367
D429,996 S * 8/2000 Fiorentino D8/356
D445,018 S 7/2001 Fiorentino et al. D8/349

(75) Inventor: **Zack D. Smith**, Olympia, WA (US)

* cited by examiner

(73) Assignee: **Kimberly Hadash**, Newport Beach, CA (US)

Primary Examiner—Holly Baynham

(**) Term: **14 Years**

(74) *Attorney, Agent, or Firm*—Morland C. Fischer

(21) Appl. No.: **29/159,256**

(57) **CLAIM**

(22) Filed: **Apr. 18, 2002**

The ornamental design for a swivel coupling for a parachute sea anchor, as shown and described.

(51) **LOC (7) Cl.** **08-05**

DESCRIPTION

(52) **U.S. Cl.** **D8/349**

FIG. 1 is a front elevational view showing a swivel coupling for a parachute sea anchor which forms my new design;
FIG. 2 is a top plan view thereof;
FIG. 3 is a rear elevational view thereof;
FIG. 4 is a bottom plan view thereof;
FIG. 5 is a left side elevational view thereof; and,
FIG. 6 is a right side elevational view thereof.

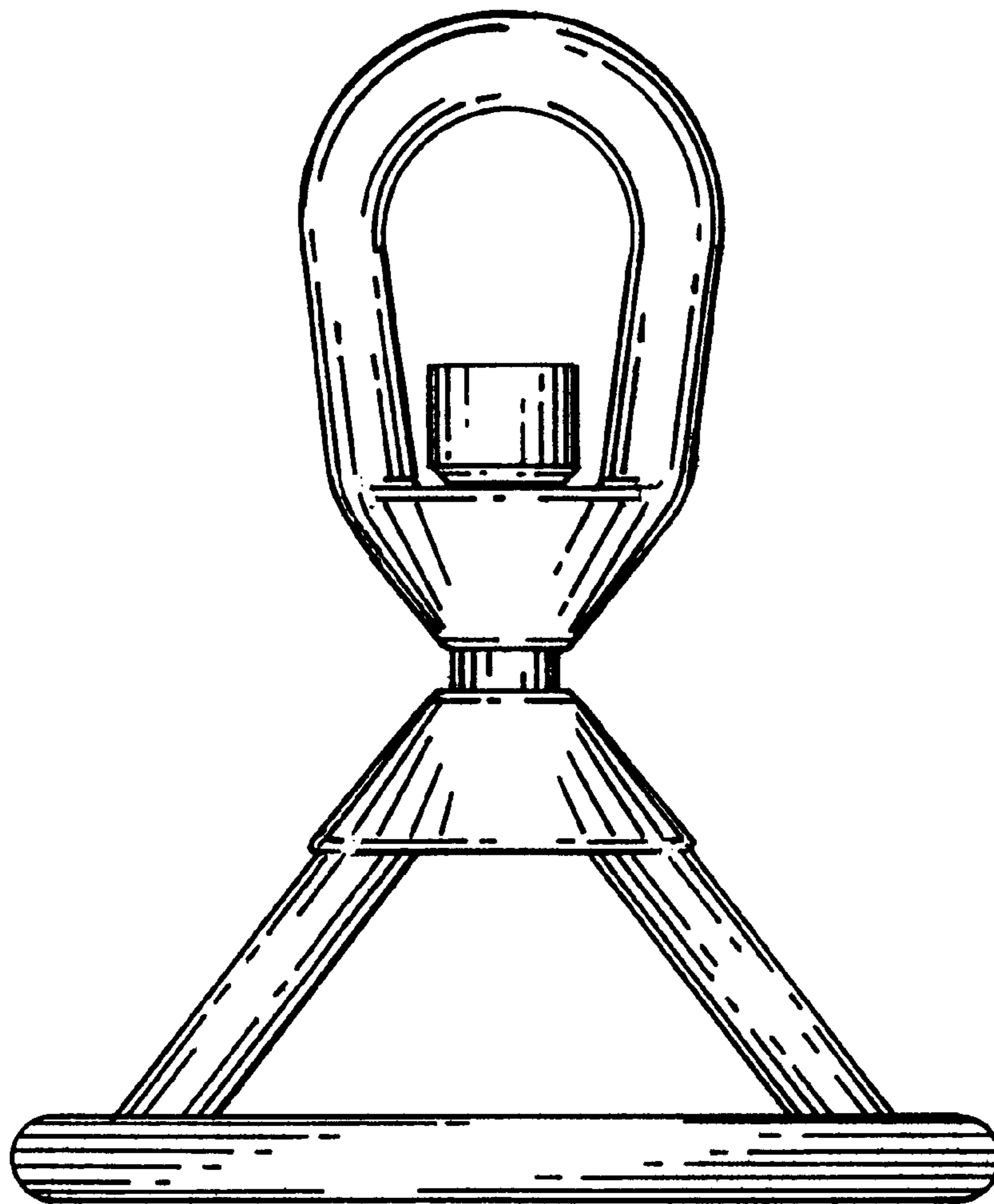
(58) **Field of Search** D8/356, 367, 382;
D12/215; 24/700-701, 265 H, 265 C, 256 H;
114/311

(56) **References Cited**

U.S. PATENT DOCUMENTS

5,450,661 A * 9/1995 Rekulc 24/599.6

1 Claim, 3 Drawing Sheets



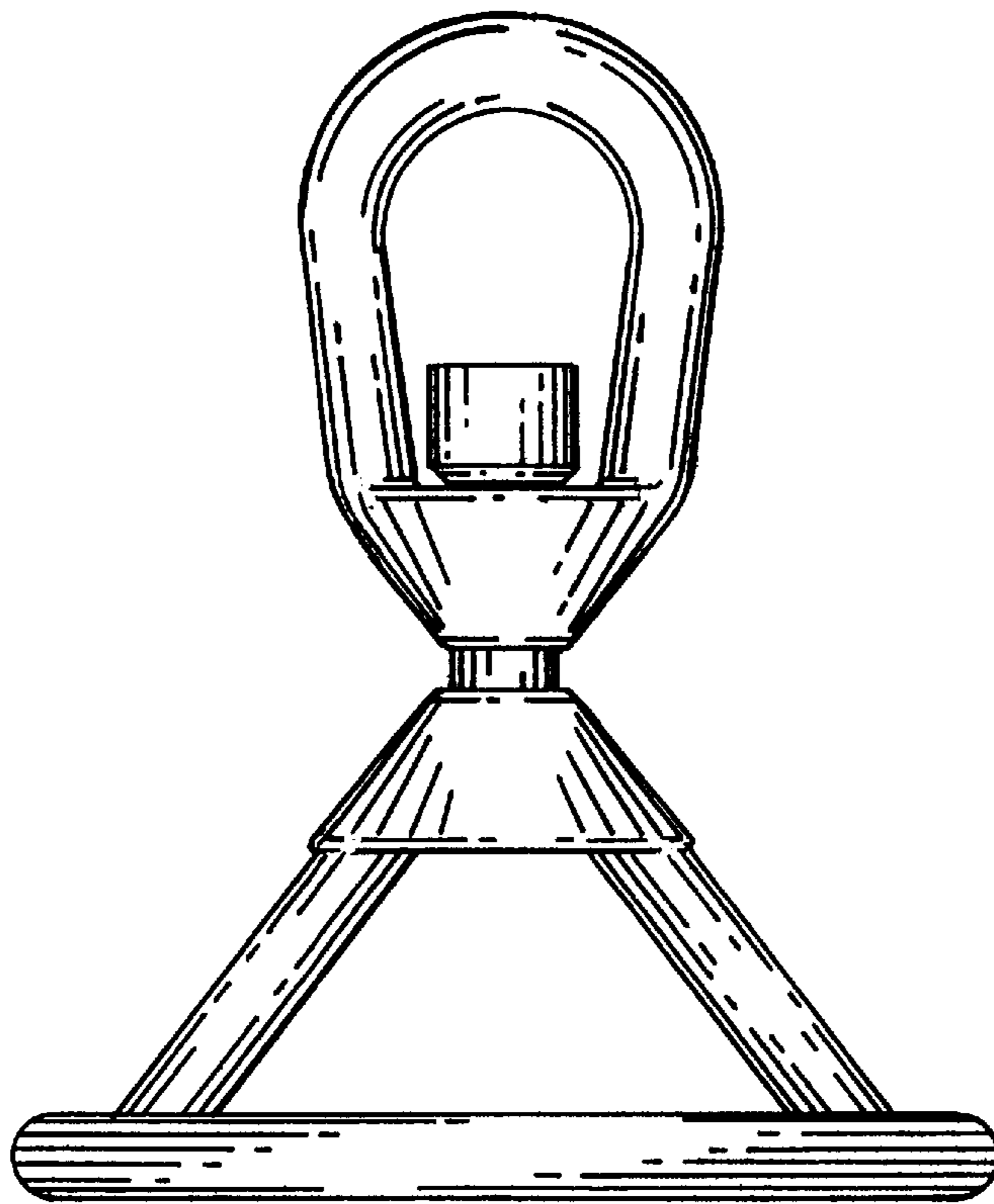


FIG. 1




FIG. 2




FIG. 3




FIG. 4

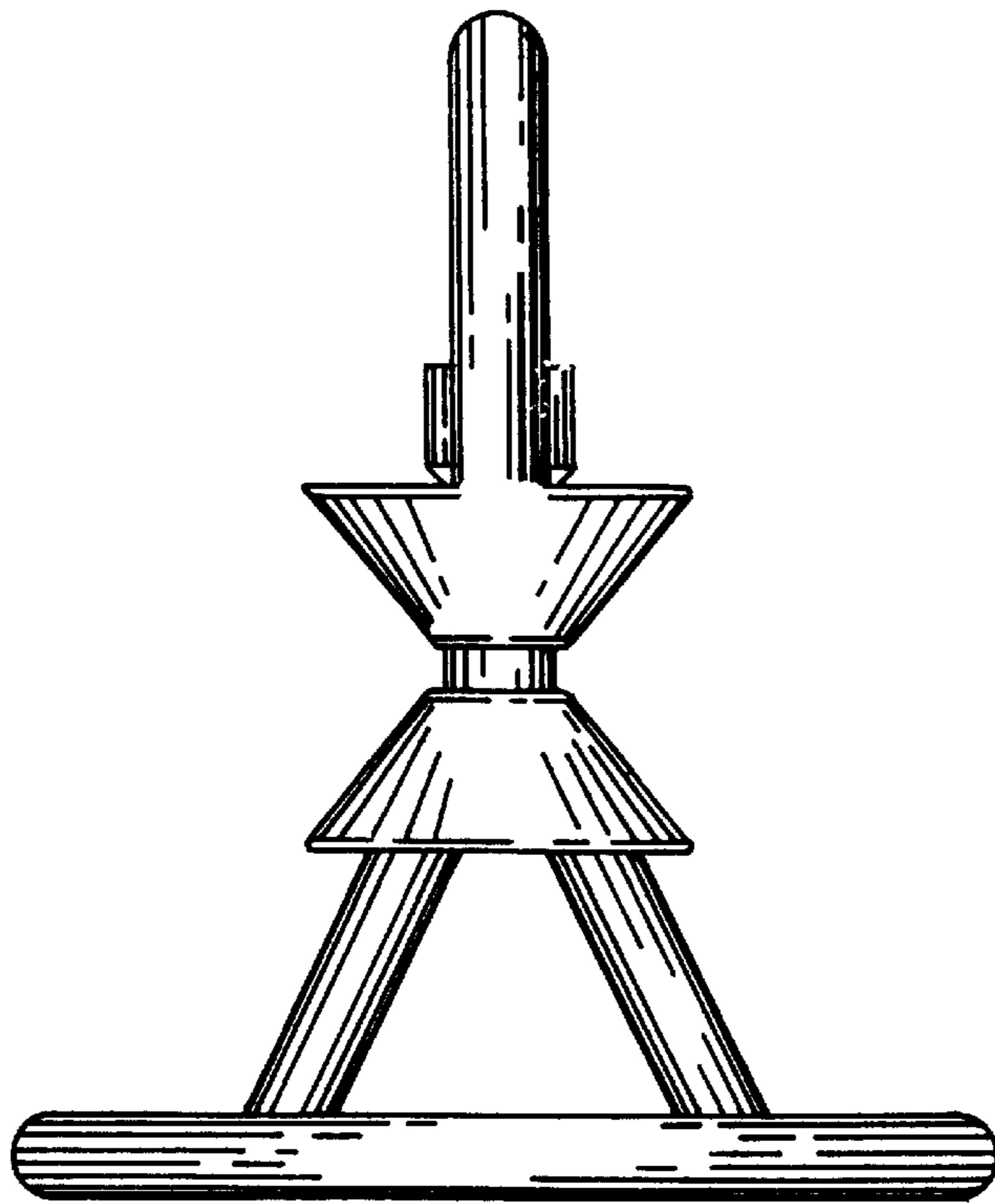


FIG. 5

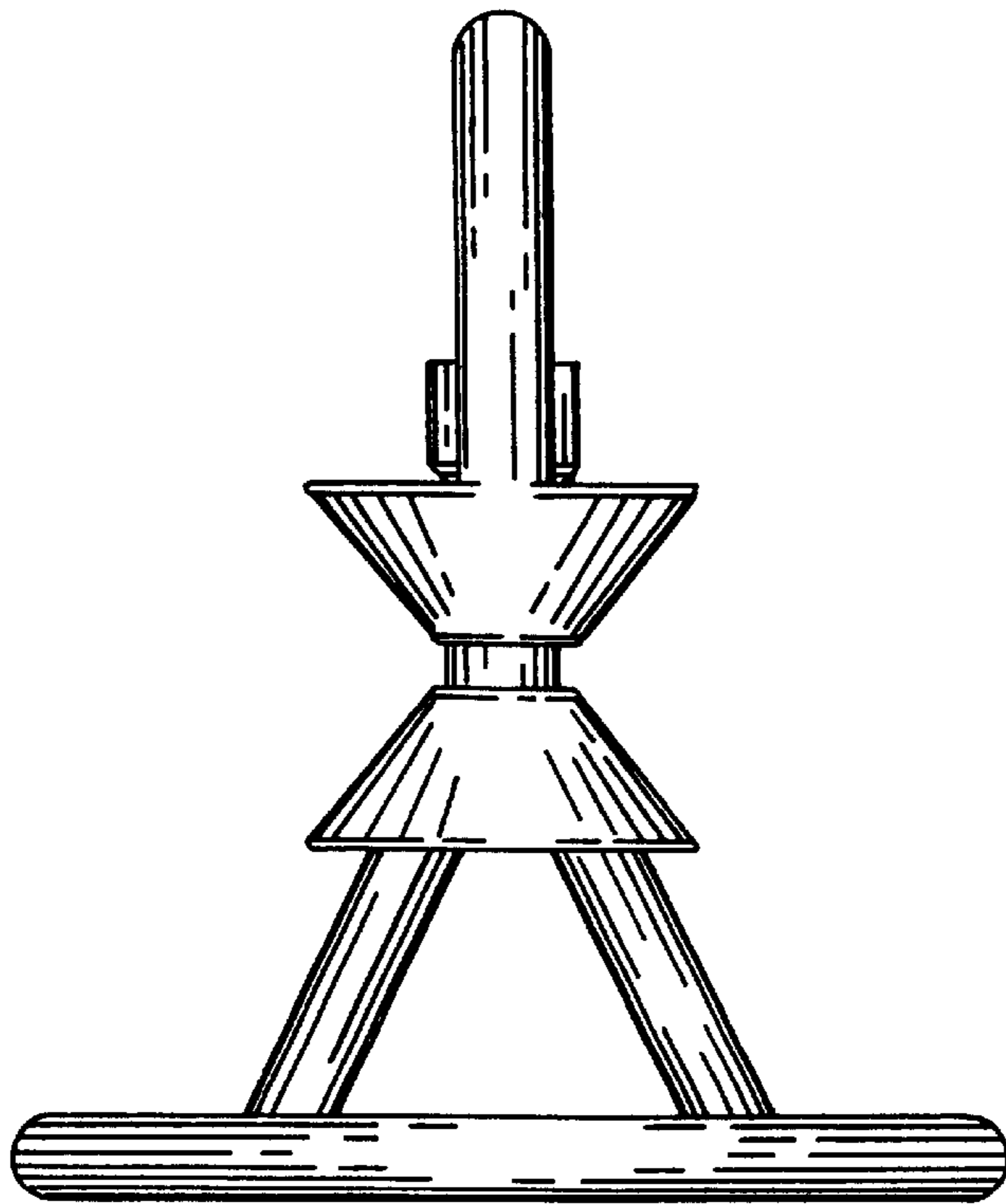


FIG. 6