



US00D474393S

(12) **United States Design Patent**
Fields

(10) **Patent No.:** **US D474,393 S**

(45) **Date of Patent:** **** May 13, 2003**

(54) **KNOB**

(75) Inventor: **Betsy Fields**, Silverton, CO (US)

(73) Assignee: **Liberty Hardware Mfg. Co.**,
Winston-Salem, NC (US)

(**) Term: **14 Years**

(21) Appl. No.: **29/159,671**

(22) Filed: **Apr. 26, 2002**

(51) **LOC (7) Cl.** **08-06**

(52) **U.S. Cl.** **D8/310**

(58) **Field of Search** D8/300-302, 305,
D8/307, 310; D23/250-254; 292/347; 16/110.1,
412, 414-420, 441, 443-446

(56) **References Cited**

U.S. PATENT DOCUMENTS

D7,093 S	*	1/1874	Gorman	D8/310
3,371,373 A	*	3/1968	Adams	16/414
D246,091 S	*	10/1977	James	D8/310
D361,492 S	*	8/1995	Chieda	D8/310
5,499,427 A	*	3/1996	Bowman	16/417
D401,834 S	*	12/1998	Burns et al.	D8/310

OTHER PUBLICATIONS

Home Hardware Cat.; p. 13; knob 5012.*
Baldwin Decorative Architectural Hardware brochure;
copyright 1986; knob 5067.*
American Cabinet Hardware Cat. 139; copyright 1939; p.
210; knob 675.*
Antique Builders hardware by Maud L. Eastwood; copyright
1982; p. 43; Corbin Iron and Bronze door knobs.*

* cited by examiner

Primary Examiner—B. J. Bullock

(74) *Attorney, Agent, or Firm*—Edgar A. Zarins; Lloyd D.
Doigan


(57) **CLAIM**

The ornamental design for a knob, as shown and described.

DESCRIPTION

FIG. 1 is a perspective view of a knob showing my new
design;
FIG. 2 is a front face view thereof; and,
FIG. 3 is a side view thereof.

1 Claim, 1 Drawing Sheet



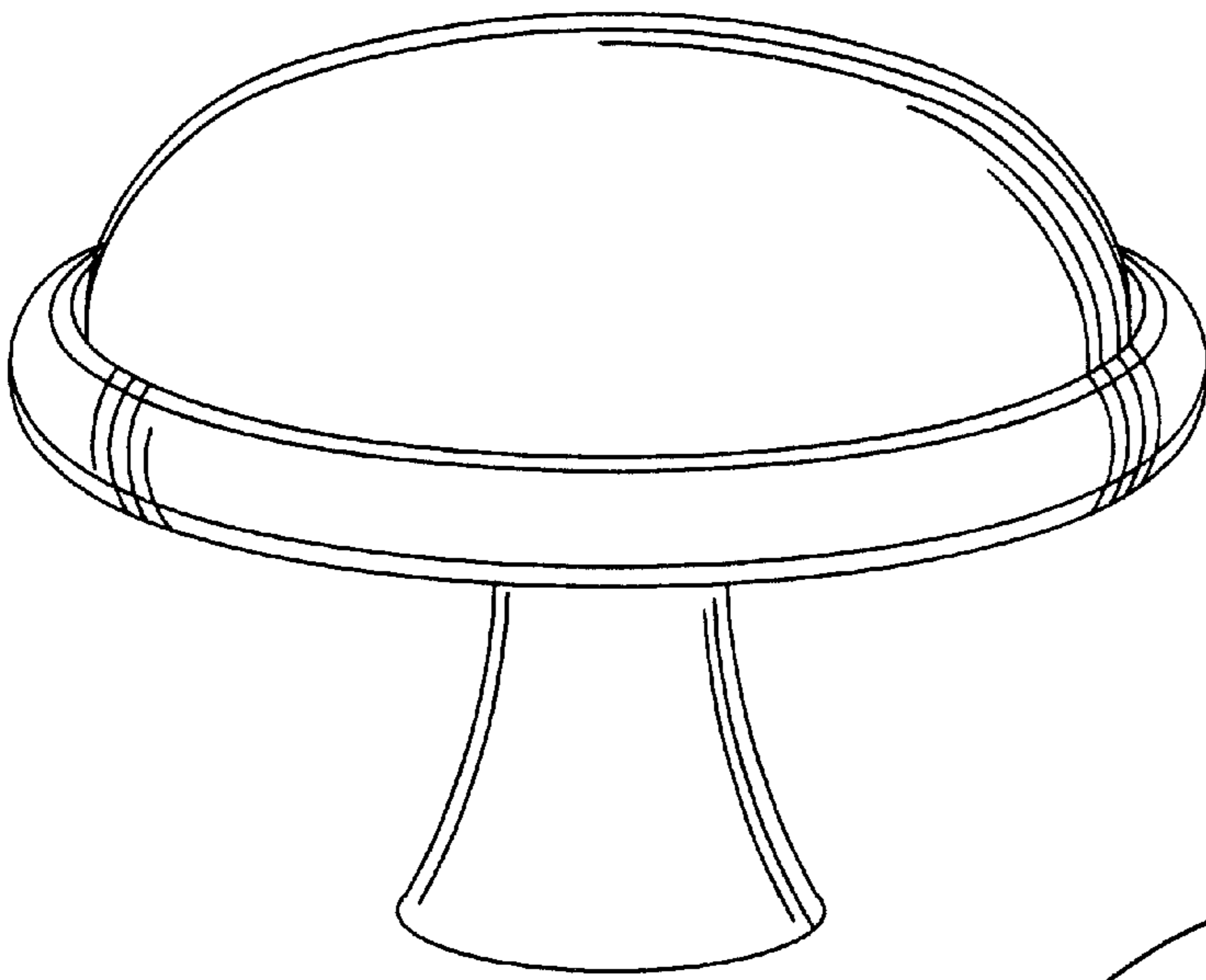


Fig-1

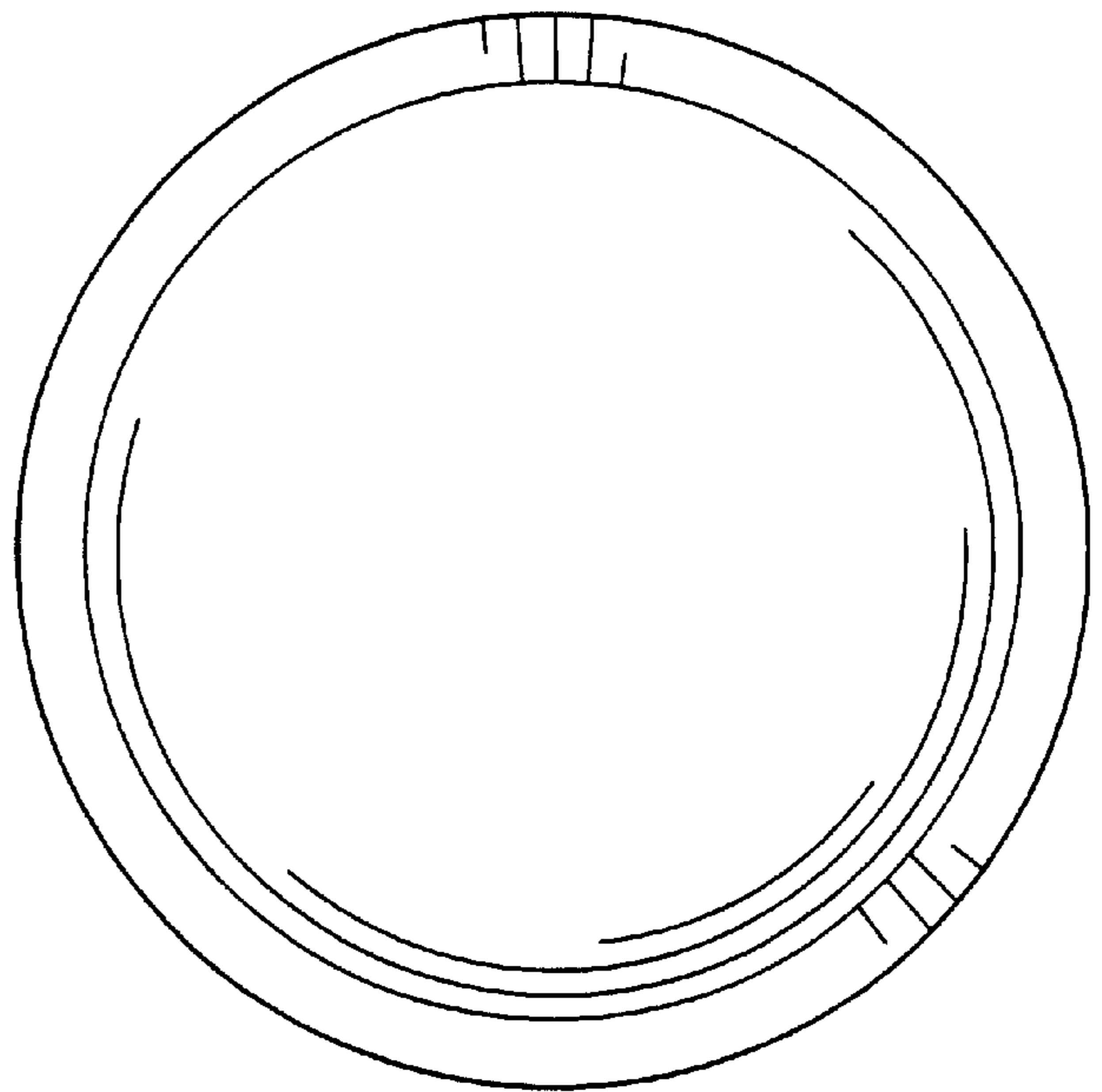


Fig-2

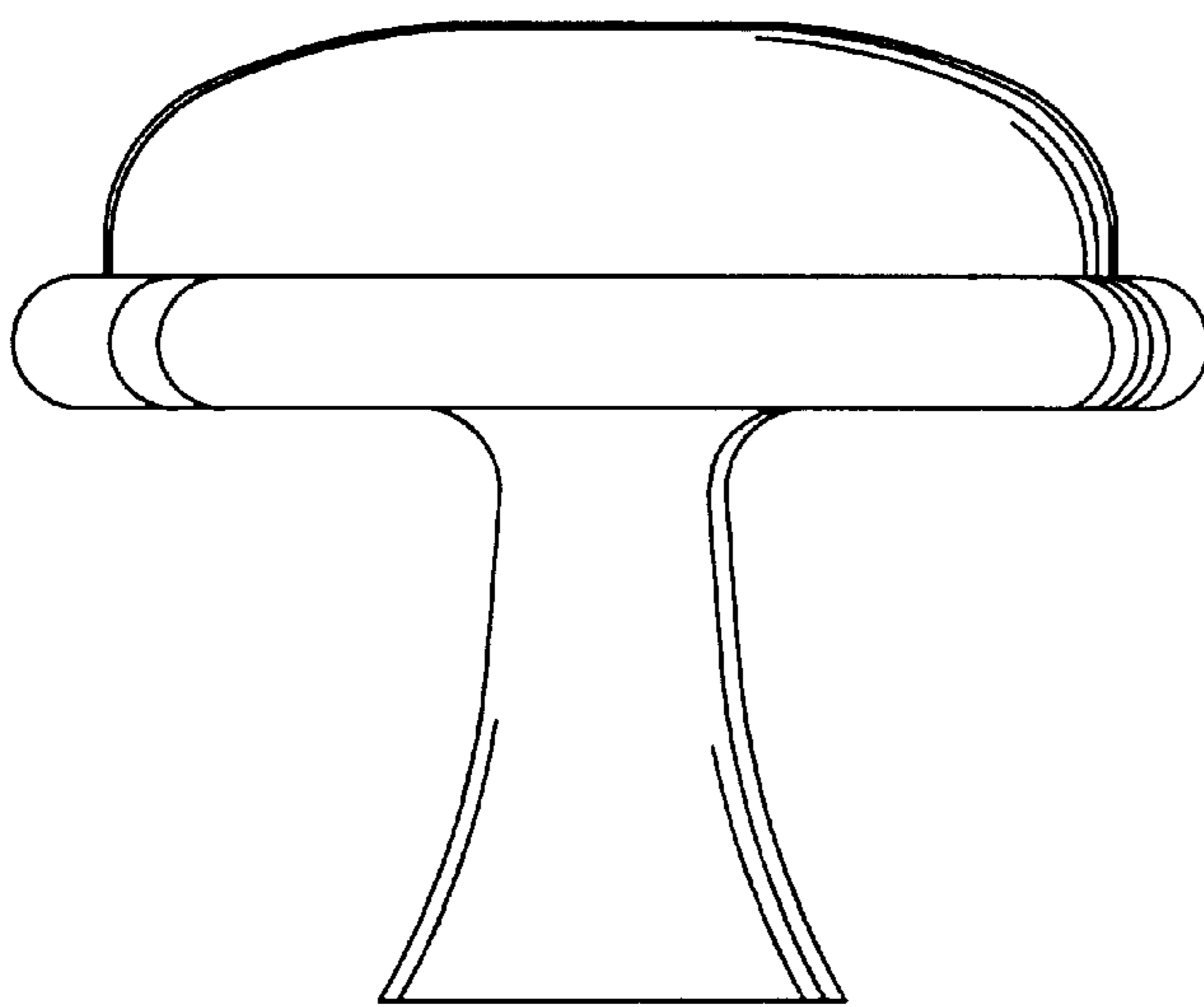


Fig-3