



US00D474392S

(12) **United States Design Patent**  
**Lang**

(10) **Patent No.:** **US D474,392 S**

(45) **Date of Patent:** **\*\* May 13, 2003**

(54) **POCKET KNIFE**

(75) Inventor: **Manfred Lang**, Wiehl (DE)

(73) Assignee: **Gebr. Richartz & Söhne GmbH**,  
Solingen (DE)

(\*\*) Term: **14 Years**

(21) Appl. No.: **29/158,218**

(22) Filed: **Mar. 28, 2002**

(30) **Foreign Application Priority Data**

Sep. 29, 2001 (DE) ..... 4 01 08 847

(51) **LOC (7) Cl.** ..... **08-03**

(52) **U.S. Cl.** ..... **D8/99; D8/98**

(58) **Field of Search** ..... D8/98, 99, 100,  
D8/105; 30/151, 152, 153, 154, 155, 156,  
157, 158, 159, 160

(56) **References Cited**

**U.S. PATENT DOCUMENTS**

- D218,836 S \* 9/1970 Watanabe ..... D21/793
- D304,154 S \* 10/1989 Osterhout ..... D8/107
- D306,393 S \* 3/1990 Malochet ..... D8/107
- D327,209 S \* 6/1992 Takigawa ..... D8/99
- 5,625,587 A \* 4/1997 Peng et al. .... 257/29.164 E

- D422,872 S \* 4/2000 Thiebold ..... D8/99
- D433,303 S \* 11/2000 Park ..... D8/105
- D438,086 S \* 2/2001 Ahlund ..... D8/100

\* cited by examiner

*Primary Examiner*—Philip S. Hyder

(74) *Attorney, Agent, or Firm*—Martin A. Farber

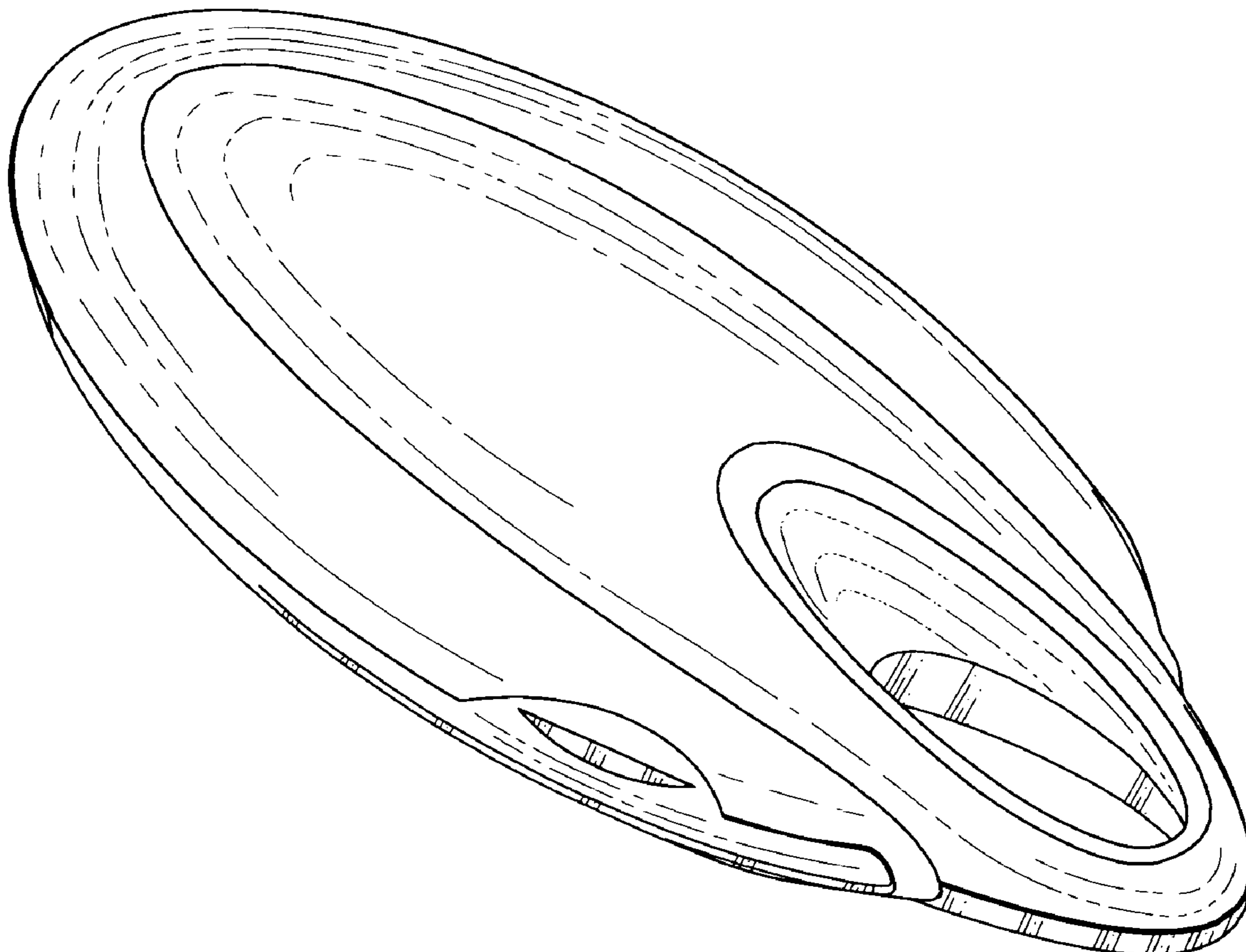
(57) **CLAIM**

The ornamental design for a pocket knife, as shown and described.

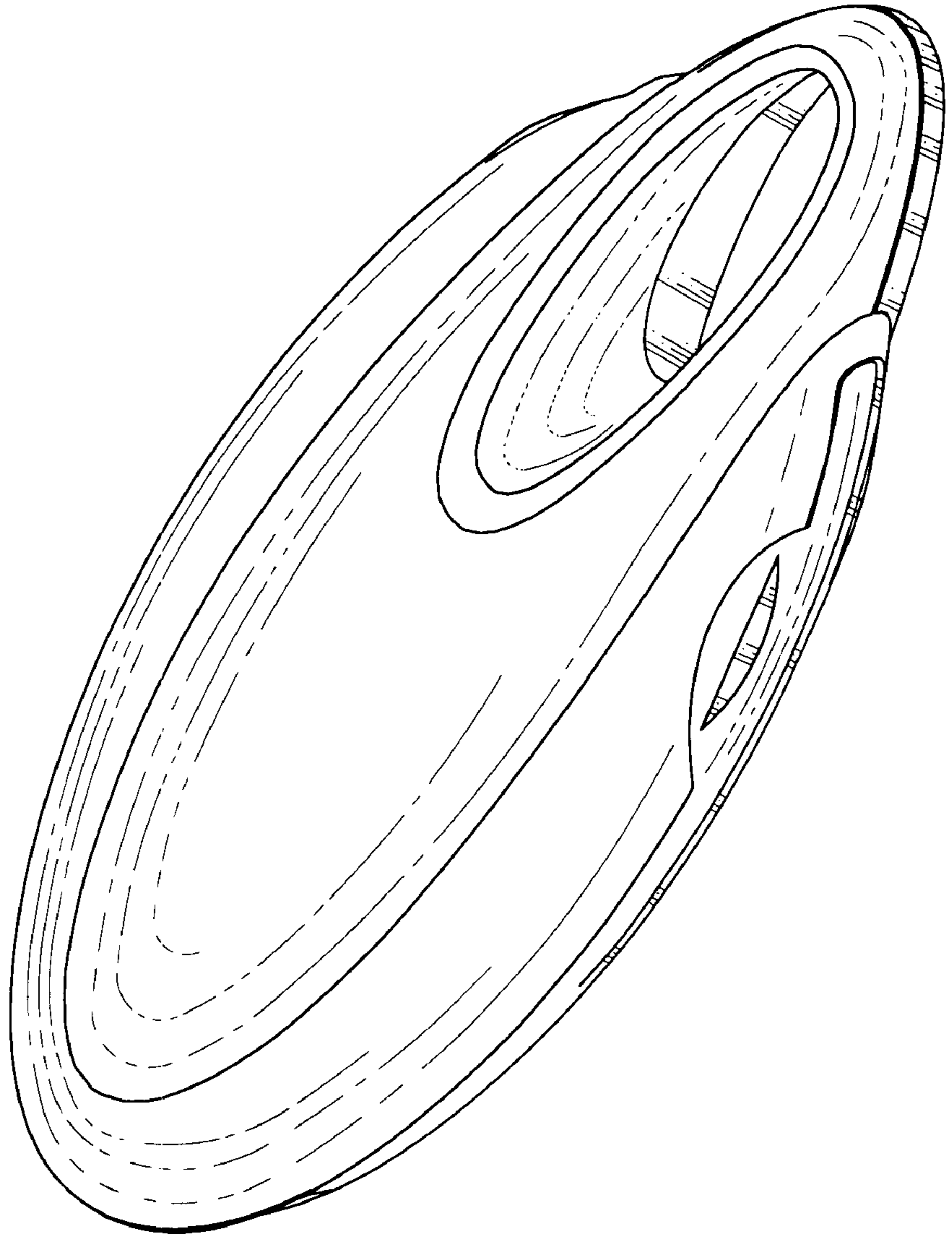
**DESCRIPTION**

FIG. 1 is a perspective view of the pocket knife of the invention;  
 FIG. 2 is a plan view of the pocket knife of the invention;  
 FIG. 3 is a left-end side view of the pocket knife of the invention;  
 FIG. 4 is a right-end side view of the pocket knife of the invention;  
 FIG. 5 is a front-side view of the pocket knife of the invention;  
 FIG. 6 is a bottom view of the pocket knife of the invention;  
 and,  
 FIG. 7 is a rear-side view of the pocket knife of the invention.

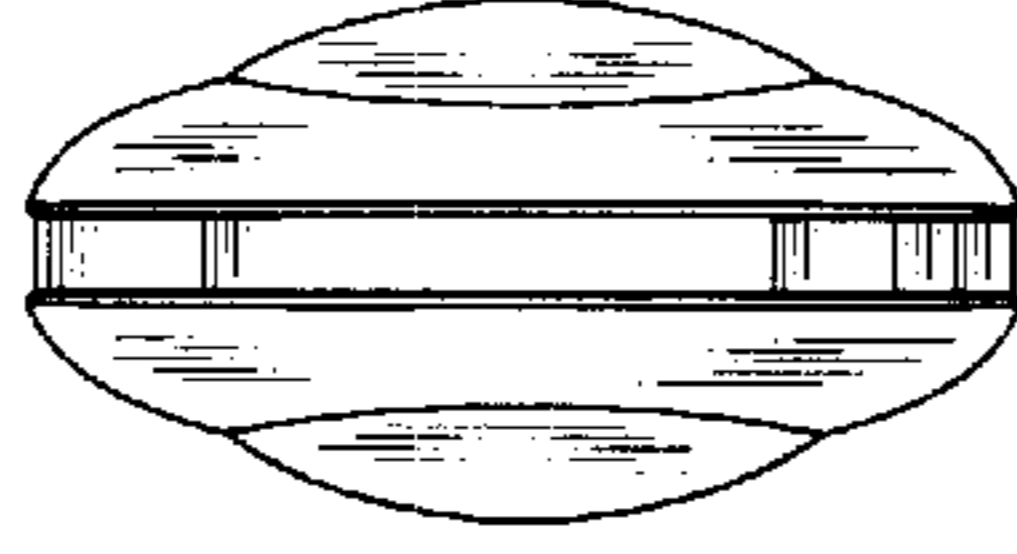
**1 Claim, 3 Drawing Sheets**



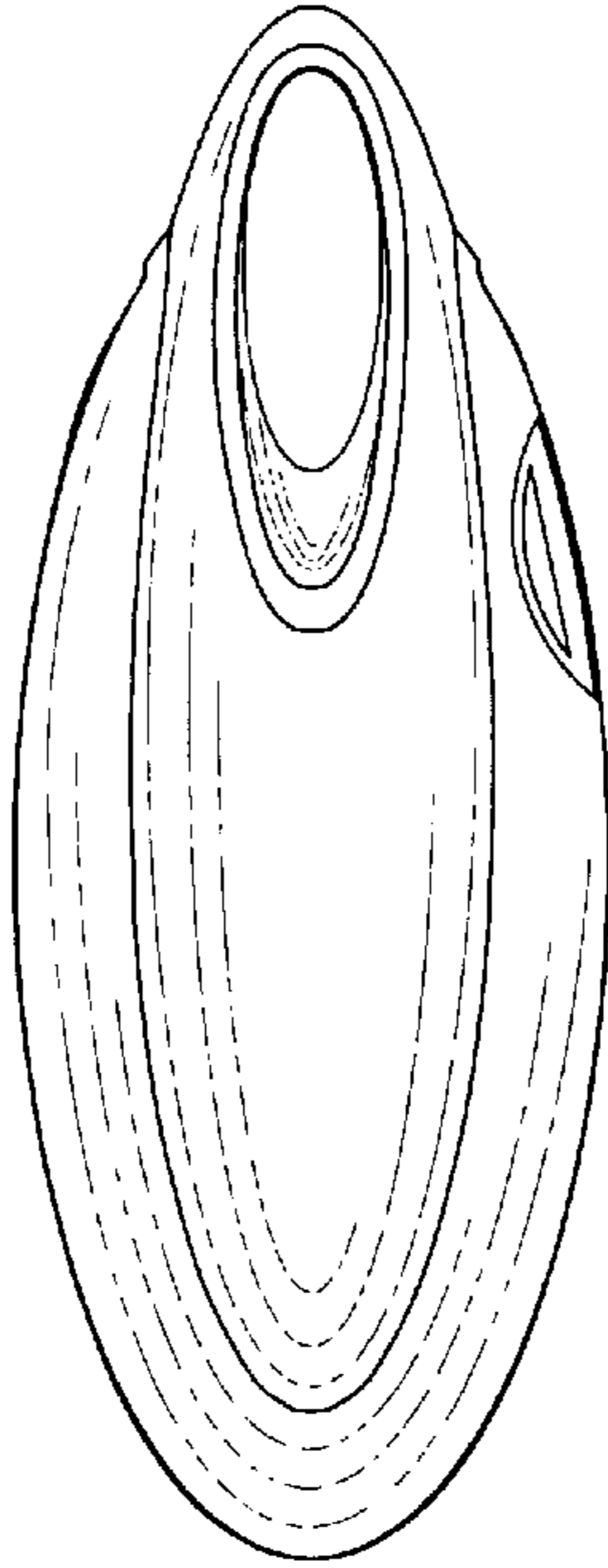
**Fig. 1**



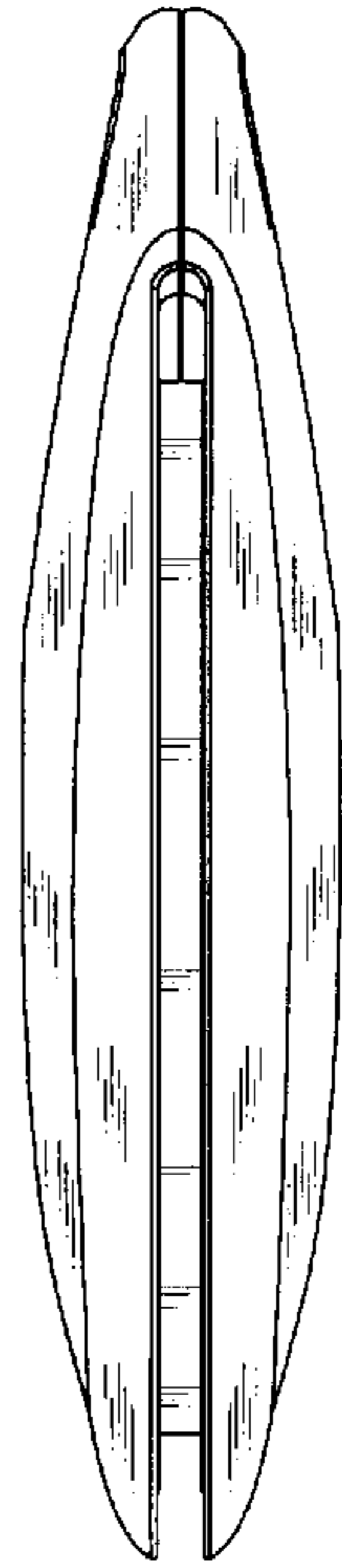
**Fig. 3**



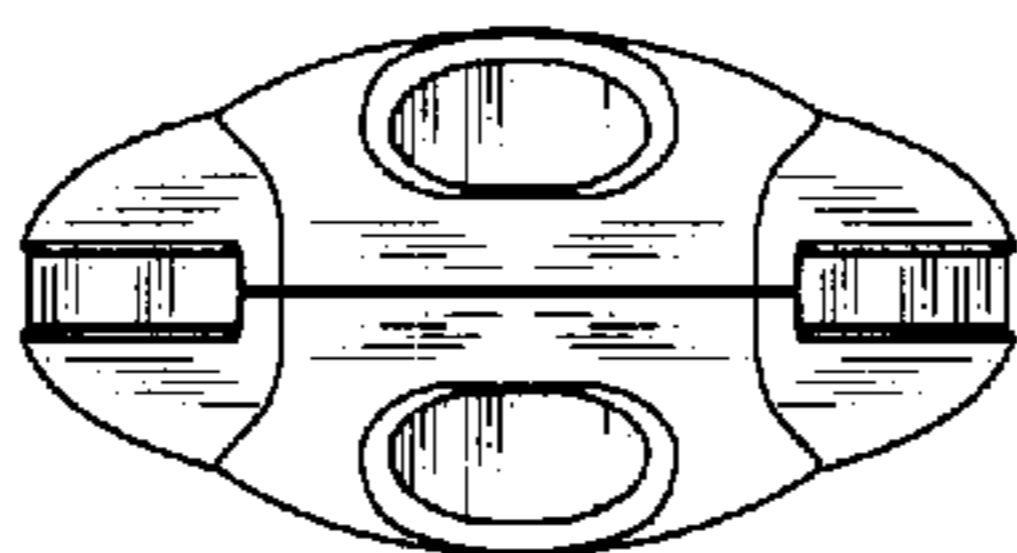
**Fig. 2**



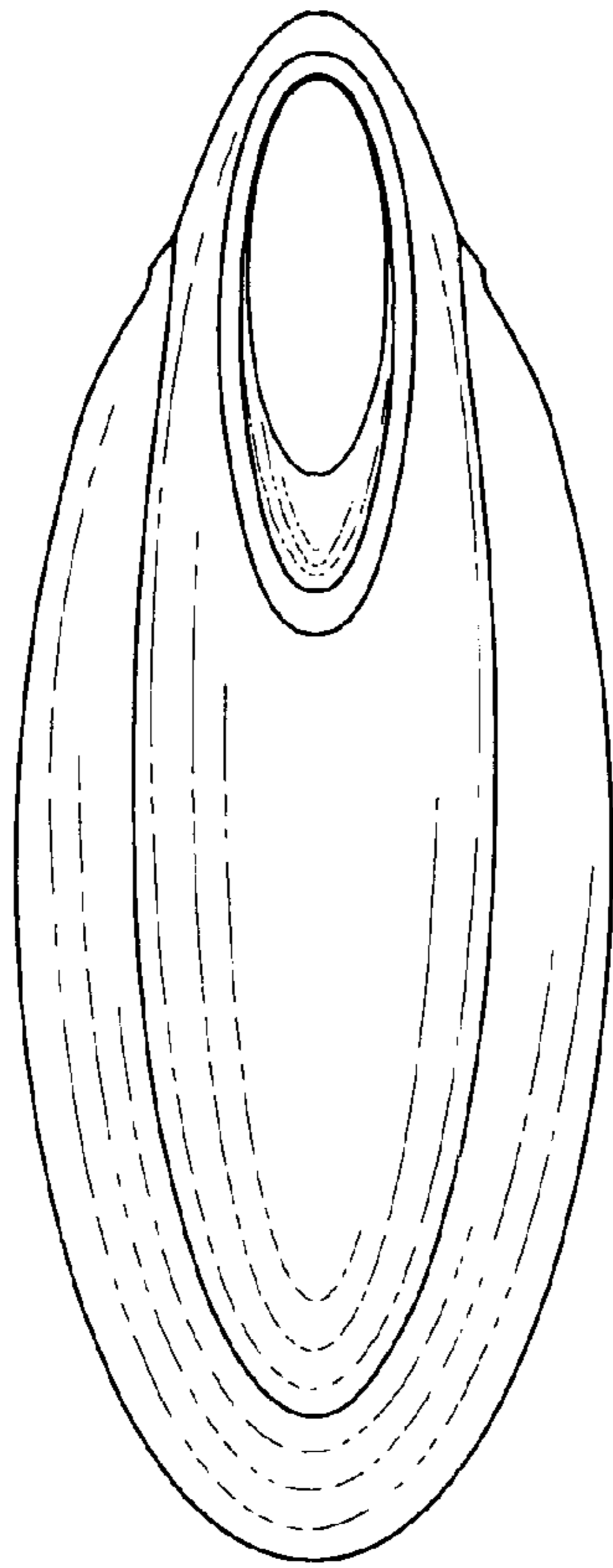
**Fig. 5**



**Fig. 4**



**Fig. 6**



**Fig. 7**

