



US00D474373S

(12) **United States Design Patent**
Carlson

(10) **Patent No.:** **US D474,373 S**

(45) **Date of Patent:** **** May 13, 2003**

(54) **OVAL SAUCER**

(76) **Inventor:** **Arthur Richard Carlson**, 23 Leura Grove, Hawthorn East, Victoria (AU)

(**) **Term:** **14 Years**

(21) **Appl. No.:** **29/149,733**

(22) **Filed:** **Oct. 15, 2001**

(51) **LOC (7) Cl.** **07-01**

(52) **U.S. Cl.** **D7/584**

(58) **Field of Search** D7/543, 545-549, D7/561, 562, 565, 584, 585, 586, 587, 360, 393-395; 220/574, 575, 659

(56) **References Cited**

U.S. PATENT DOCUMENTS

D188,503 S	*	8/1960	Metzler	D7/584
D226,721 S	*	4/1973	Dolby et al.	D7/584
D227,237 S	*	6/1973	Dolby et al.	D25/34
D251,169 S	*	2/1979	Ono	D7/584
D312,750 S	*	12/1990	Unger	D7/545

D445,303 S	*	7/2001	Littlejohn et al.	D7/586
D445,304 S	*	7/2001	Littlejohn et al.	D7/586
D450,221 S	*	11/2001	Littlejohn et al.	D7/586

* cited by examiner

Primary Examiner—Charles A. Rademaker

(74) *Attorney, Agent, or Firm*—Milde & Hoffberg, LLP

(57) **CLAIM**

The ornamental design for an oval saucer, as shown and described.

DESCRIPTION

FIG. 1 is a perspective view of the oval saucer from above according to my design.

FIG. 2 is a perspective view of the oval saucer from below of FIG. 1.

FIG. 3 is a side view of the oval saucer of FIG. 1.

FIG. 4 is a top view of the oval saucer of FIG. 1.

FIG. 5 is an end view of the oval saucer FIG. 1; and,

FIG. 6 is a bottom view of the oval saucer of FIG. 1.

1 Claim, 3 Drawing Sheets






FIG. 1.

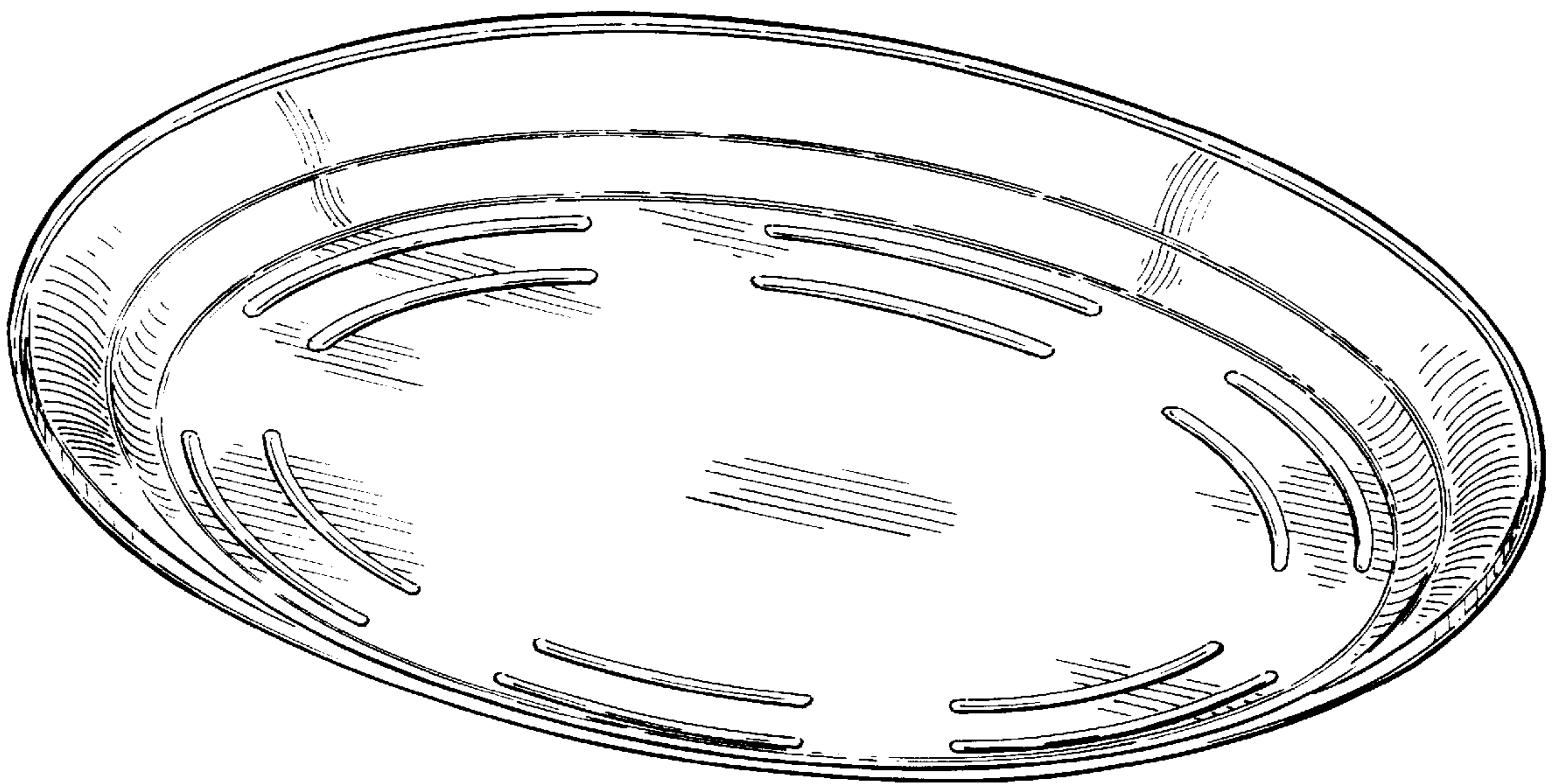


FIG. 2.




FIG. 3.

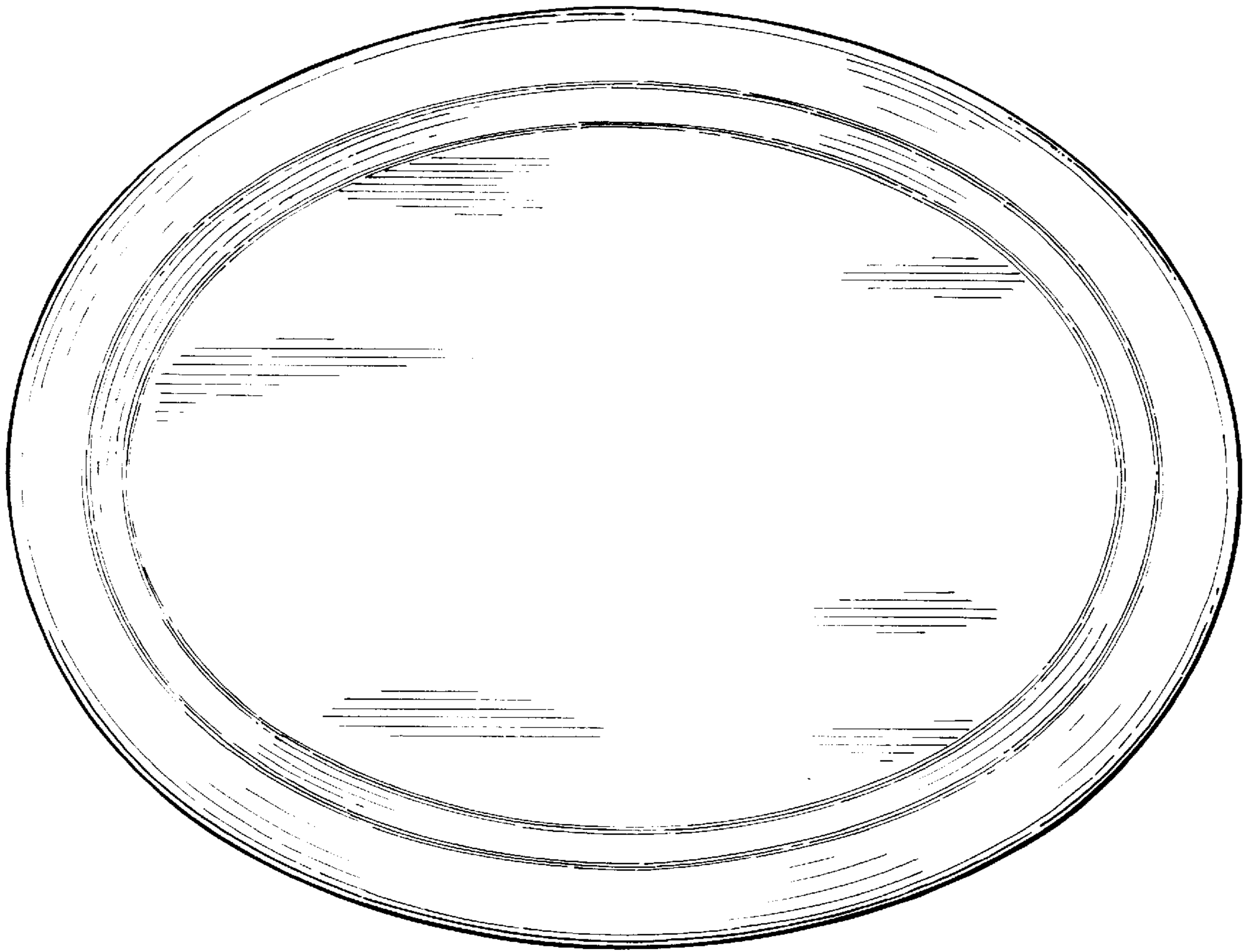


FIG. 4.




FIG. 5.

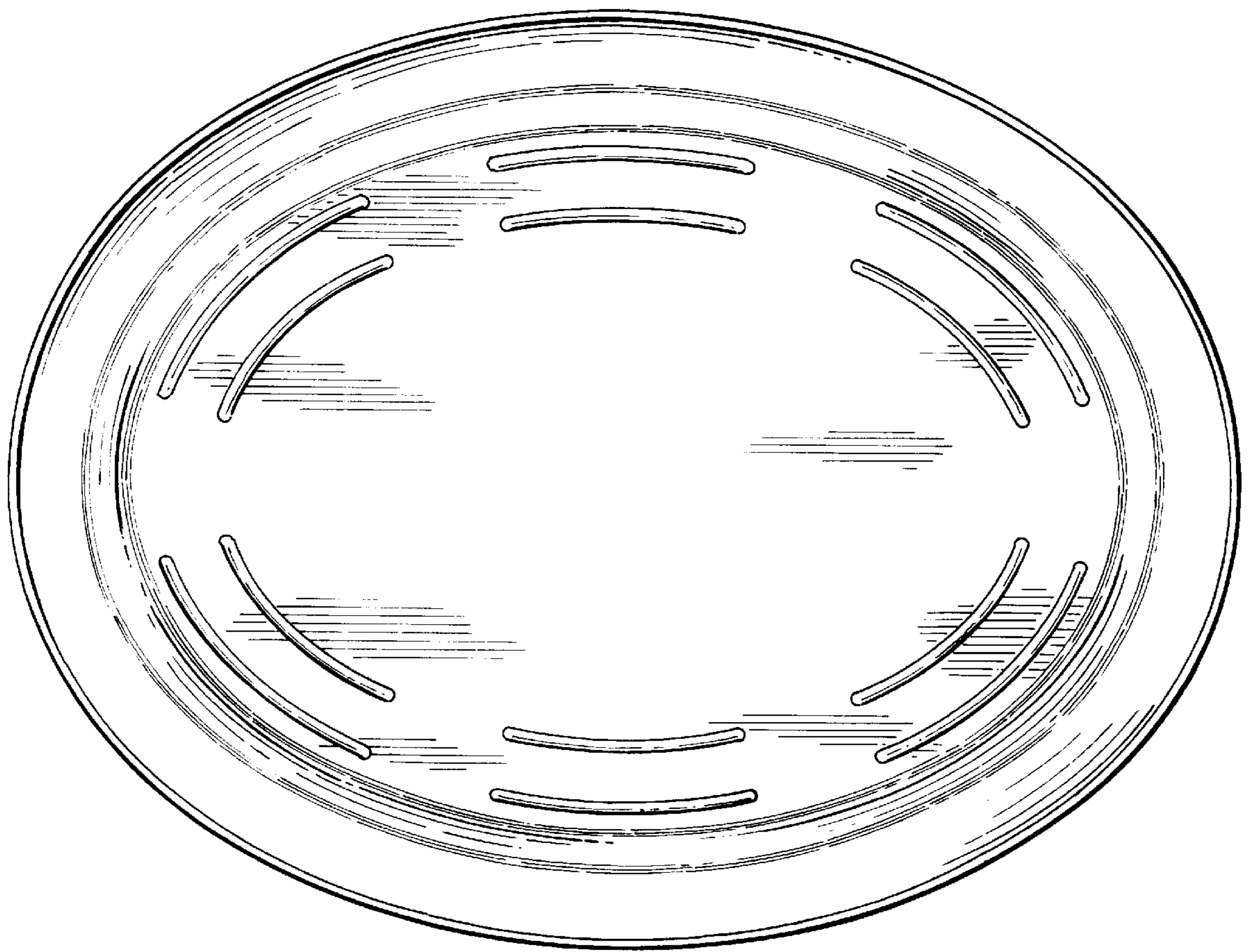


FIG. 6.