



US00D474338S

(12) **United States Design Patent** (10) **Patent No.:** **US D474,338 S**
Anderson (45) **Date of Patent:** **** May 13, 2003**

(54) **COMBINED BROOCH AND EYEGLASSHOLDER**

3,979,795 A * 9/1976 Seron 24/3.3
D329,246 S * 9/1992 Eppenauer D3/266
5,699,140 A * 12/1997 Fuhrman 351/155

(76) Inventor: **Shirlee Grimsley Anderson**, Unit
#29351, CMR 420, Box 619, APO-AE
(DE), 09063-619

* cited by examiner

(**) Term: **14 Years**

Primary Examiner—Ralf Seifert

(21) Appl. No.: **29/148,241**

(57) **CLAIM**

(22) Filed: **Sep. 17, 2001**

The ornamental design for the combined brooch and eyeglassholder, as shown.

Related U.S. Application Data

DESCRIPTION

(63) Continuation-in-part of application No. 29/093,088, filed on Sep. 3, 1998, now abandoned.

(51) **LOC (7) Cl.** **03-01**

(52) **U.S. Cl.** **D3/266; D11/63**

(58) **Field of Search** D11/1-6, 43-50,
D11/54, 57-58, 61, 65, 66, 78-83, 95-102,
107, 110, 116; D3/266, 263; 351/155, 158,
52; 63/13, 18-20, 23, 38, 40; 70/456 B,
456 R; D6/449, 462

FIG. 1 is: a front view of the combined brooch and eyeglassholder;

FIG. 2 is: a left end view thereof;

FIG. 3 is: a perspective view thereof; and,

FIG. 4 is: a rear view thereof.

The combined brooch and eyeglassholder is designed to be secured on clothing and is fitted with a device to hold a pair of eyeglasses.

(56) **References Cited**

U.S. PATENT DOCUMENTS

D182,144 S * 2/1958 Pretz D11/44

1 Claim, 1 Drawing Sheet




FIG. 1




FIG. 2

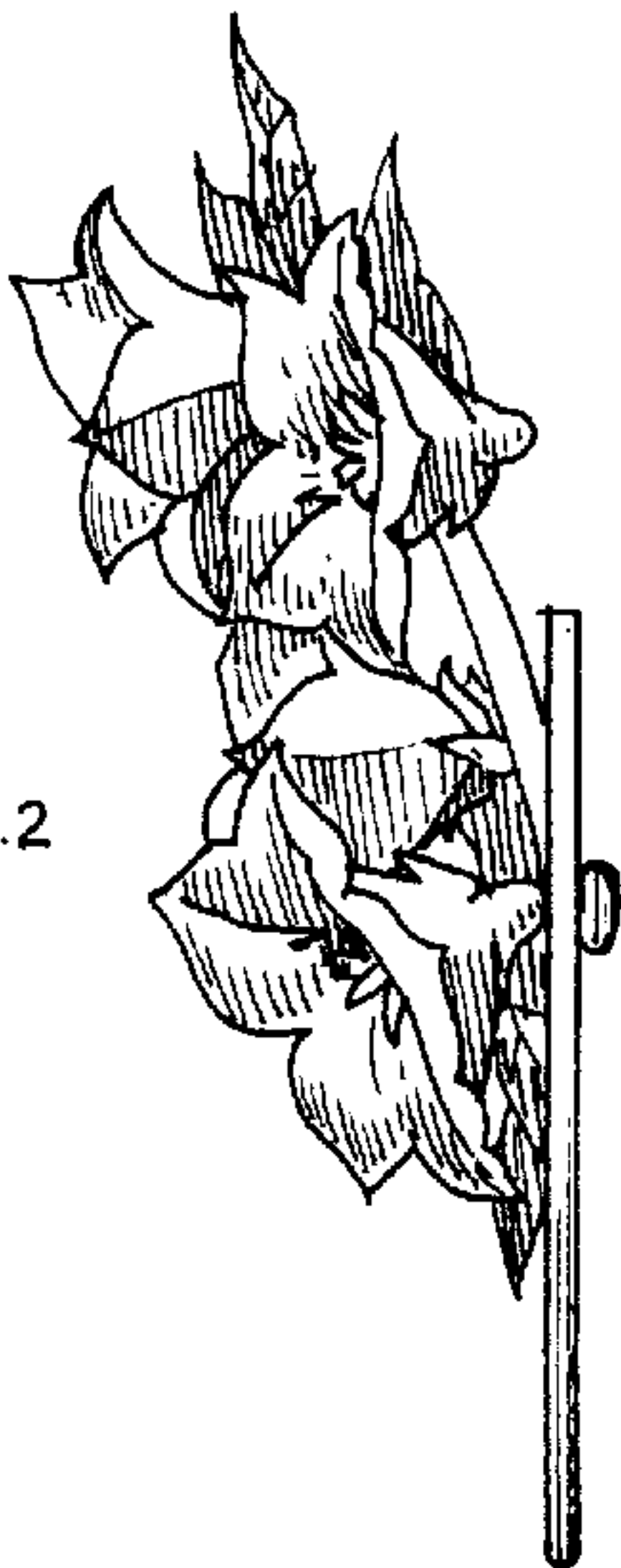


FIG. 4

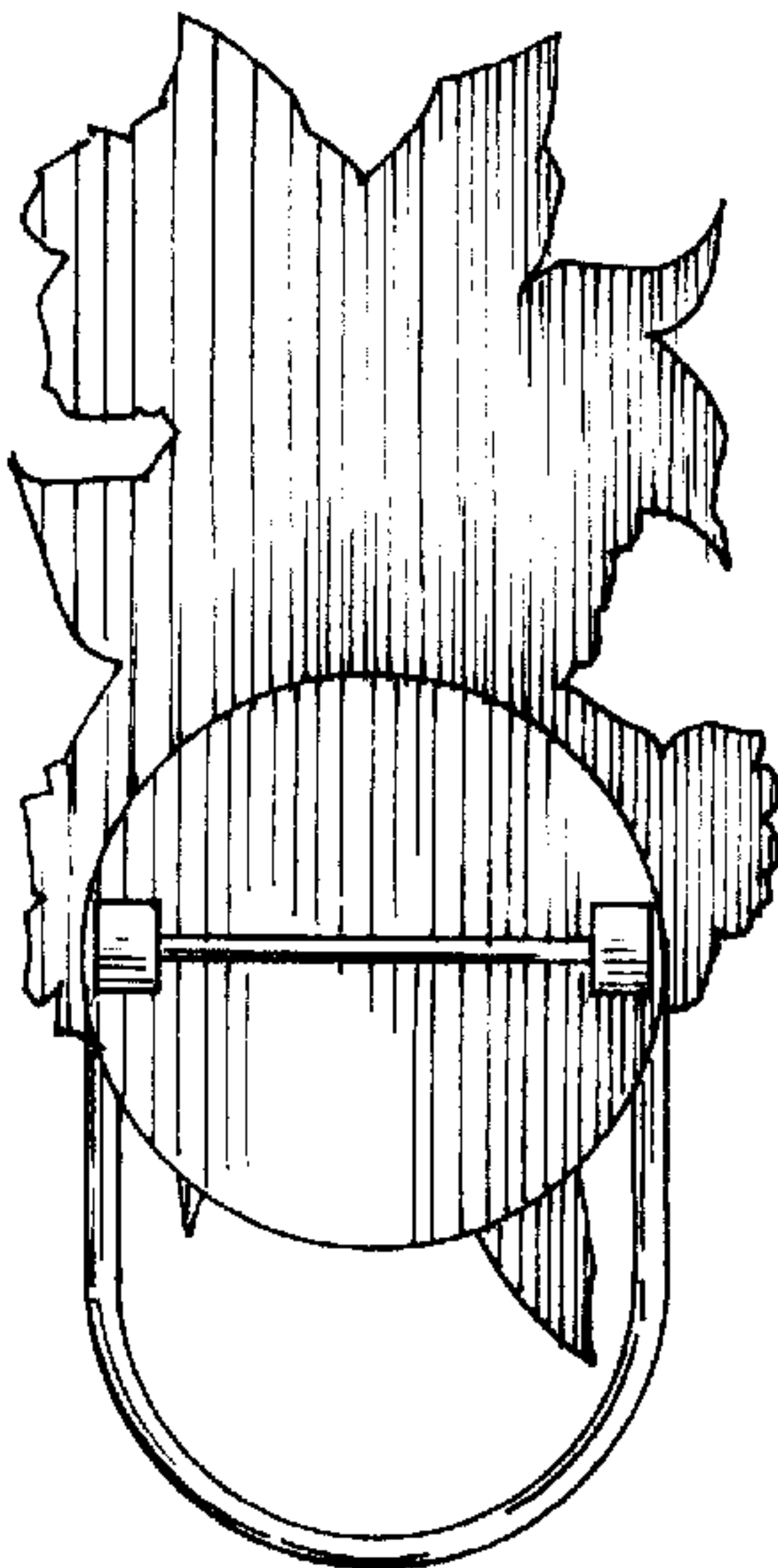


FIG. 3

