



US00D474335S

(12) **United States Design Patent**  
von Schmidt et al.

(10) **Patent No.:** **US D474,335 S**  
(45) **Date of Patent:** **\*\* May 13, 2003**

(54) **GOLF BALL HIP FLASK**

(75) Inventors: **Peter von Schmidt**, c/o Scope AT, 63  
Kew Green, Kew, Richmond Surrey  
(GB), TW9 3AH; **Daniel Mark Bond**,  
Richmond (GB)

(73) Assignee: **Peter von Schmidt**, Richmond (GB)

(\*\*) Term: **14 Years**

(21) Appl. No.: **29/152,028**

(22) Filed: **Dec. 17, 2001**

(51) **LOC (7) Cl.** ..... **09-01**

(52) **U.S. Cl.** ..... **D3/202; D7/515; D7/901;**  
D9/307

(58) **Field of Search** ..... D3/202, 270, 271;  
D9/307, 521; D7/514, 515, 510, 511, 606,  
901, 623; 215/382, 383

(56) **References Cited**

**U.S. PATENT DOCUMENTS**

D11,149 S \* 4/1879 Hood ..... D9/521

D216,777 S \* 3/1970 Nelson ..... D9/521  
D268,008 S \* 2/1983 Witt, Jr. .... D9/307  
D283,980 S \* 5/1986 Haswell ..... D9/307  
D316,814 S \* 5/1991 Duffy et al. .... D9/521  
D404,195 S \* 1/1999 Beals ..... D9/307

\* cited by examiner

*Primary Examiner*—Lucy Lieberman


(57) **CLAIM**

The ornamental design for a golf ball hip flask, as shown and described.

**DESCRIPTION**

FIG. 1 is a front elevation of a golf ball hip flask showing our new design;  
FIG. 2 is a rear elevation thereof;  
FIG. 3 is a top plan view thereof;  
FIG. 4 is a bottom plan view thereof;  
FIG. 5 is a side elevation as seen from the left side of FIG. 1; and,  
FIG. 6 is a side elevation as seen from the right side of FIG. 1.

**1 Claim, 3 Drawing Sheets**






FIG. 1




FIG. 2

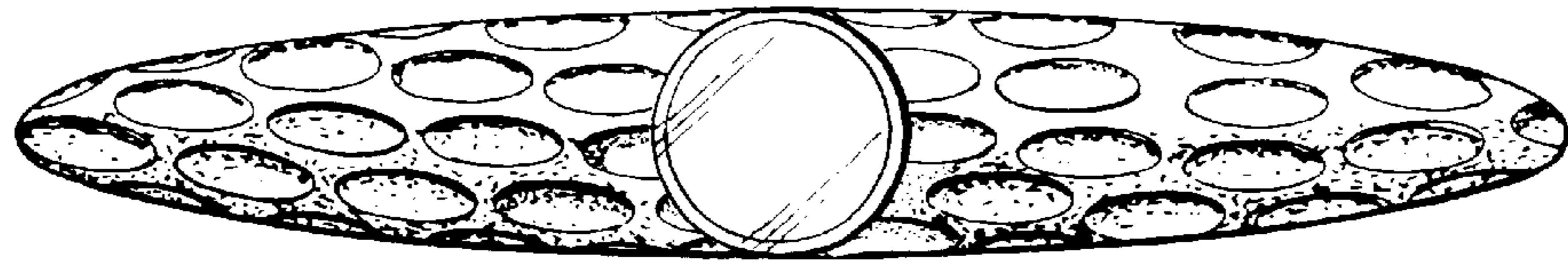


FIG. 3



FIG. 4



FIG. 5




FIG. 6