



US00D474329S

(12) **United States Design Patent**  
**McClaskie**

(10) **Patent No.:** **US D474,329 S**

(45) **Date of Patent:** **\*\* May 13, 2003**

(54) **SHOE SOLE**

(75) **Inventor:** **Thomas E. McClaskie**, Bethlehem, PA (US)

(73) **Assignee:** **Columbia Insurance Company**, Omaha, NE (US)

(\*\*) **Term:** **14 Years**

(21) **Appl. No.:** **29/161,660**

(22) **Filed:** **May 30, 2002**

(51) **LOC (7) Cl.** ..... **02-04**

(52) **U.S. Cl.** ..... **D2/952; D2/951; D2/953; D2/960**

(58) **Field of Search** ..... D2/897, 902, 908, D2/909, 914, 946-949, 951-962, 967, 972, 977; 36/7.3, 7.5, 14, 22 R, 25 R, 32 R, 3 B, 59 R

(56) **References Cited**

**U.S. PATENT DOCUMENTS**

D383,594 S	*	9/1997	Elliott	.....	D2/954
D392,450 S	*	3/1998	Hardy	.....	D2/960
D401,747 S	*	12/1998	Cessor	.....	D2/960
D422,780 S	*	4/2000	Aguerre	.....	D2/916
D439,031 S	*	3/2001	Matis et al.	.....	D2/959
D440,746 S	*	4/2001	Matis	.....	D2/956
D441,944 S	*	5/2001	Rogers	.....	D2/956
D444,293 S	*	7/2001	Turner et al.	.....	D2/958

D447,616 S	*	9/2001	Bandini et al.	.....	D2/954
D447,853 S	*	9/2001	Merceron	.....	D2/956
D449,919 S	*	11/2001	McClaskie	.....	D2/957
D459,061 S	*	6/2002	Lotti	.....	D2/952
D459,064 S	*	6/2002	McClaskie	.....	D2/957
D459,067 S	*	6/2002	Lotti	.....	D2/962
D461,947 S	*	8/2002	Merceron	.....	D2/956

\* cited by examiner

*Primary Examiner*—Celia Murphy

(74) *Attorney, Agent, or Firm*—St. Onge Steward Johnston & Reens, LLC

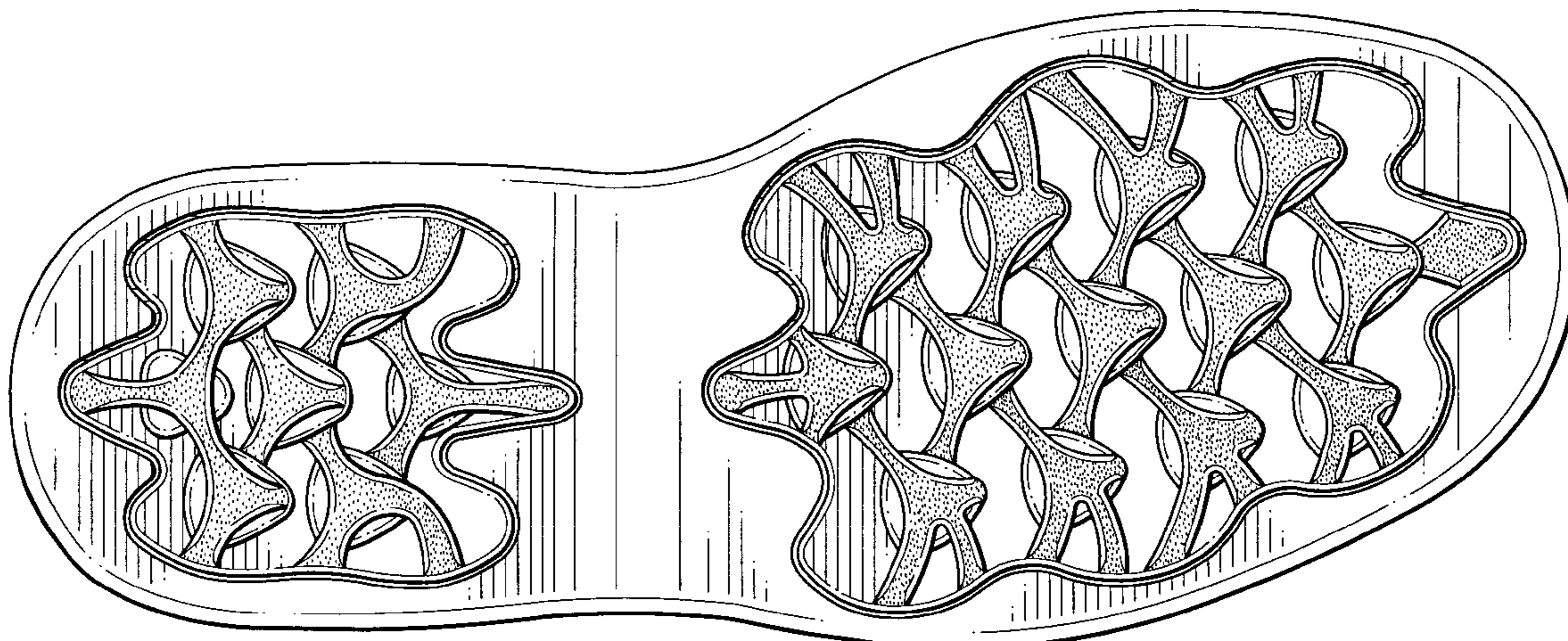
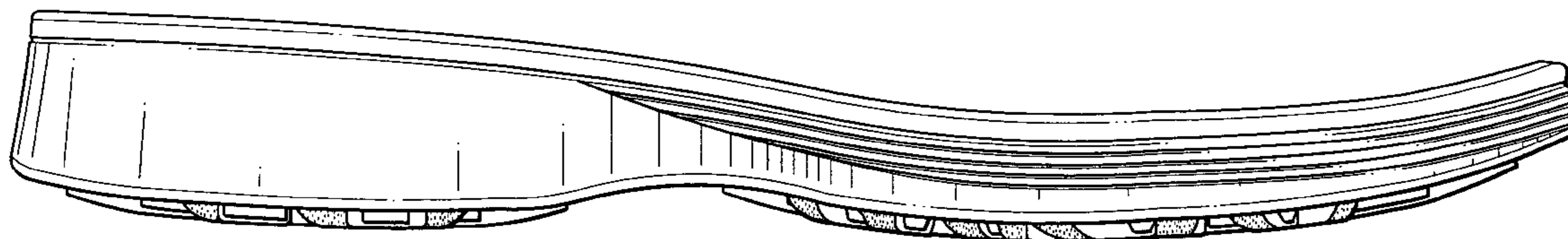
(57) **CLAIM**

The ornamental design for a shoe sole, as shown and described.

**DESCRIPTION**

FIG. 1 illustrates a perspective view of a shoe sole showing my new design;  
 FIG. 2 illustrates a side view of the shoe sole of FIG. 1;  
 FIG. 3 illustrates an opposite side view of the shoe sole of FIG. 1;  
 FIG. 4 illustrates a front view of the shoe sole of FIG. 1;  
 FIG. 5 illustrates a rear view of the shoe sole of FIG. 1; and,  
 FIG. 6 illustrates a top view of the shoe sole of FIG. 1.  
 The broken lines in FIGS. 4 and 5 define the boundary of the claimed design. The broken lines and the area within, form no part of the claim.

**1 Claim, 4 Drawing Sheets**



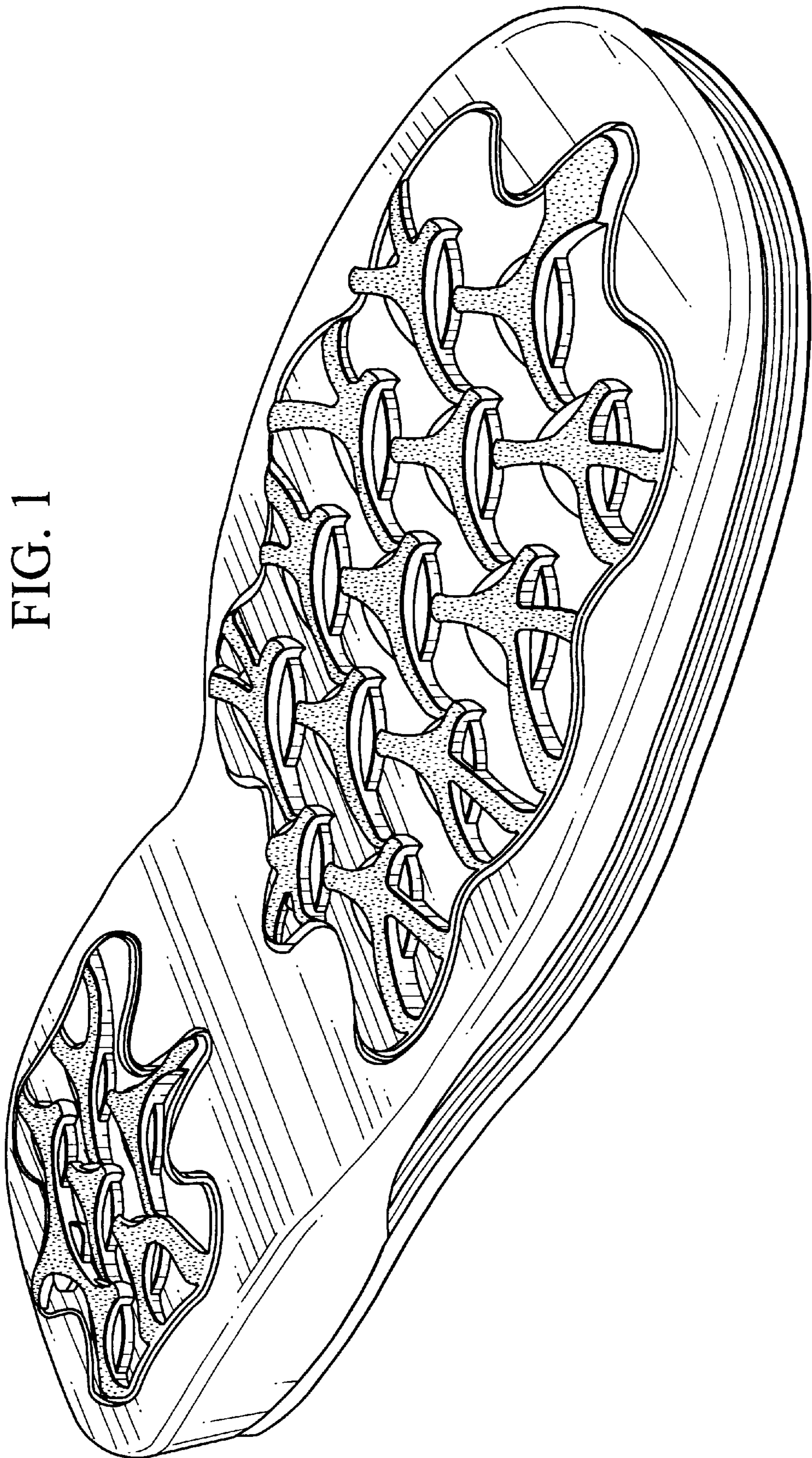


FIG. 1

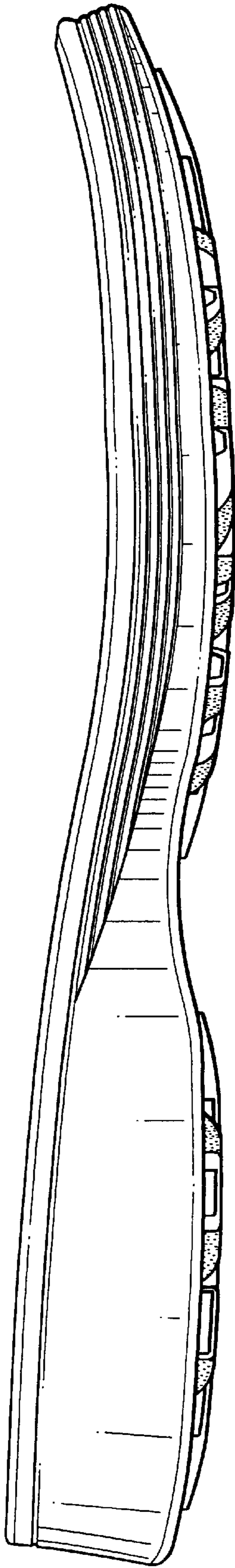


FIG. 2

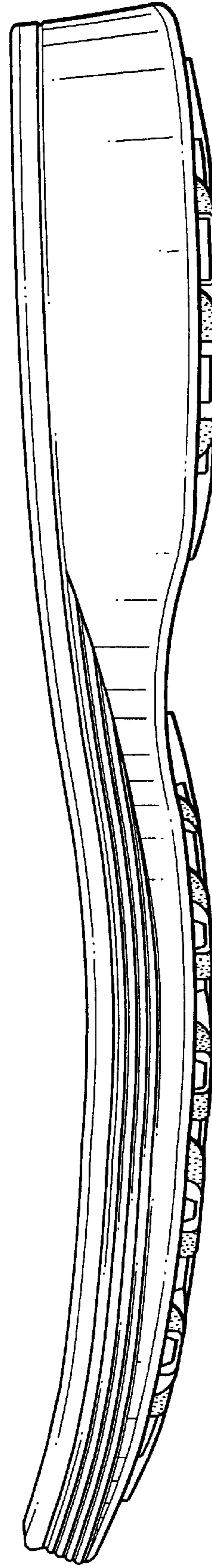


FIG. 3

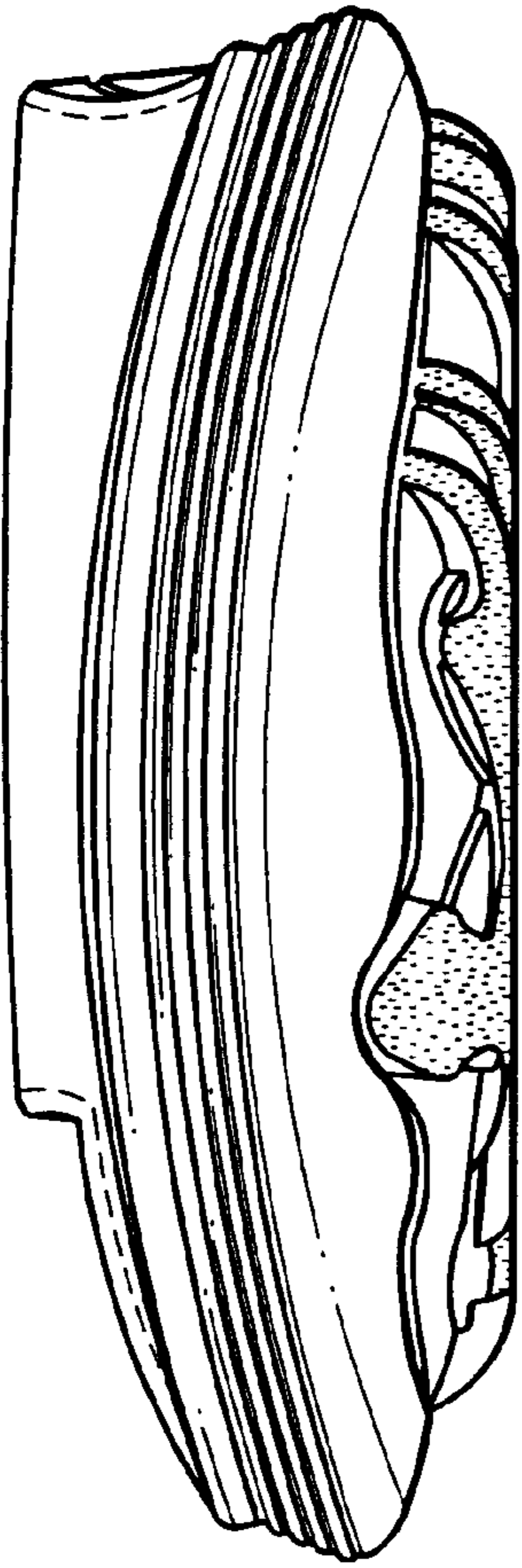


FIG. 4



FIG. 5

FIG. 6

