



US00D474327S

(12) **United States Design Patent**  
**Giesen et al.**

(10) **Patent No.:** **US D474,327 S**

(45) **Date of Patent:** **\*\* May 13, 2003**

(54) **SCARF FOR ATTACHMENT TO HAT OR CAP**

(76) Inventors: **Jason Thomas Giesen**, 25425 Meridian Cir., Belle Plaine, MN (US) 56011;  
**Aaron L Busse**, 18920 455th Ave., Arlington, MN (US) 55307

(\*\*) Term: **14 Years**

(21) Appl. No.: **29/151,052**

(22) Filed: **Nov. 30, 2001**

(51) **LOC (7) Cl.** ..... **02-03**

(52) **U.S. Cl.** ..... **D2/891**

(58) **Field of Search** ..... D2/865, 866, 872, D2/875, 876, 879, 882, 884, 886, 891, 894; 2/171, 172, 174, 181, 181.4, 195.1, 175.3, 209.3, 209.13, 202, 279, 10

(56) **References Cited**

**U.S. PATENT DOCUMENTS**

822,986 A	*	6/1906	Rochet	.....	2/172
4,821,341 A	*	4/1989	Baptiste	.....	2/10
5,046,195 A	*	9/1991	Koritan	.....	2/172
D381,191 S	*	7/1997	Monkhouse et al.	.....	D2/891
5,669,075 A	*	9/1997	Weeks	.....	2/172
5,694,648 A	*	12/1997	Nucifora	.....	2/172

D391,740 S	*	3/1998	Barrington et al.	.....	D2/865
5,860,165 A	*	1/1999	Cvijanovich	.....	2/195.1
D420,493 S	*	2/2000	Blake	.....	D2/866
6,260,204 B1	*	7/2001	Morrissey	.....	2/172

\* cited by examiner

*Primary Examiner*—Doris V. Coles

*Assistant Examiner*—Mimosa De

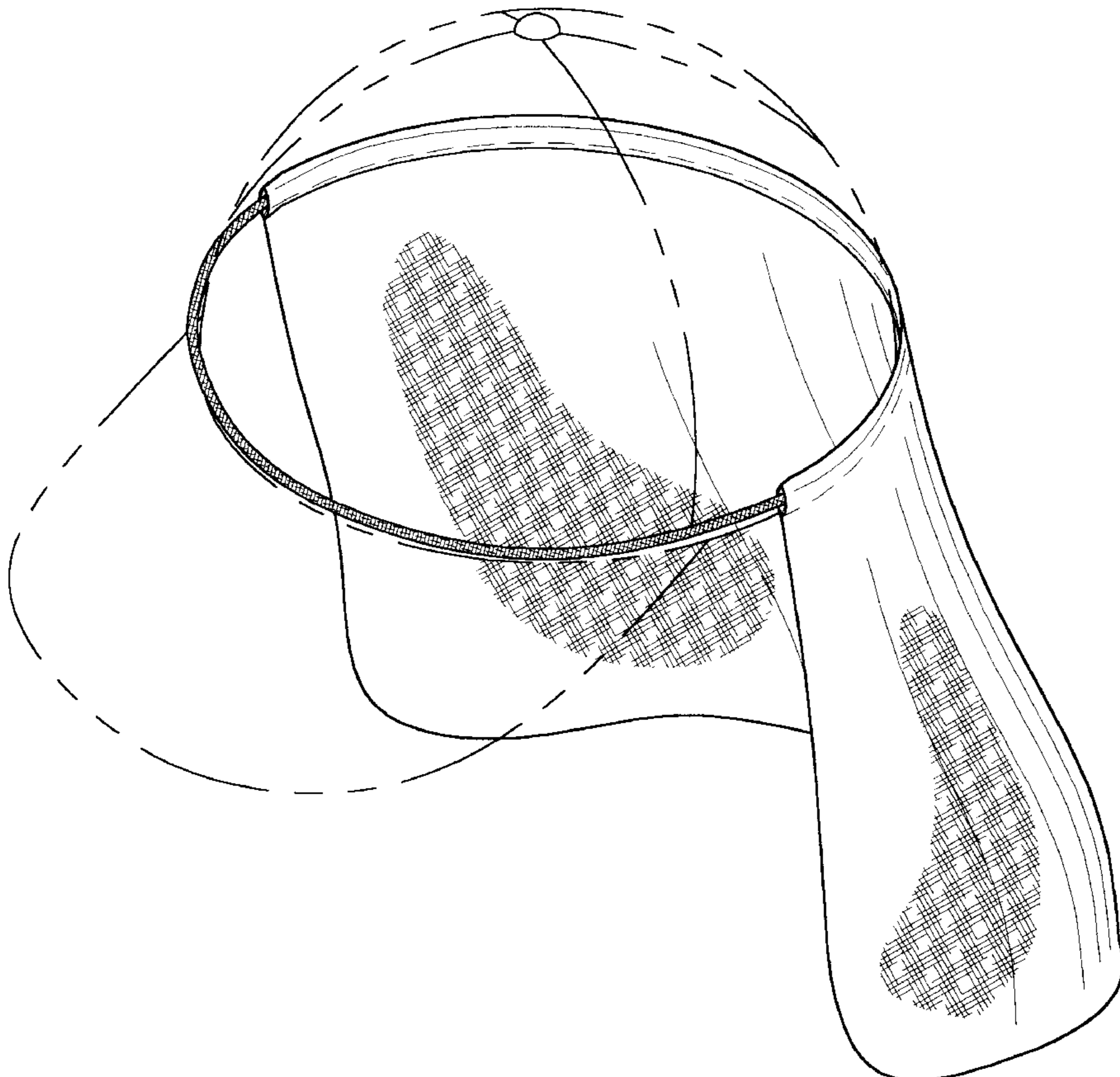
(57) **CLAIM**

The ornamental design for a scarf for attachment to hat or cap, as shown and described.

**DESCRIPTION**

FIG. 1 is a front elevational view of a scarf for attachment to hat or cap showing my new design;  
 FIG. 2 is a rear elevational view thereof;  
 FIG. 3 is a side view, taken from the left side of FIG. 1, the right side view being a mirror image thereof;  
 FIG. 4 is a top plan view thereof;  
 FIG. 5 is a bottom plan view thereof; and,  
 FIG. 6 is a top perspective drawing of the scarf in use. The broken line showing a cap in FIG. 6 is for illustrative purposes only and forms no part of the claimed design. The fragmented depiction of the fabric-like pattern shown on the scarf is understood to be continuous throughout.

**1 Claim, 3 Drawing Sheets**






FIG. 1




FIG. 2

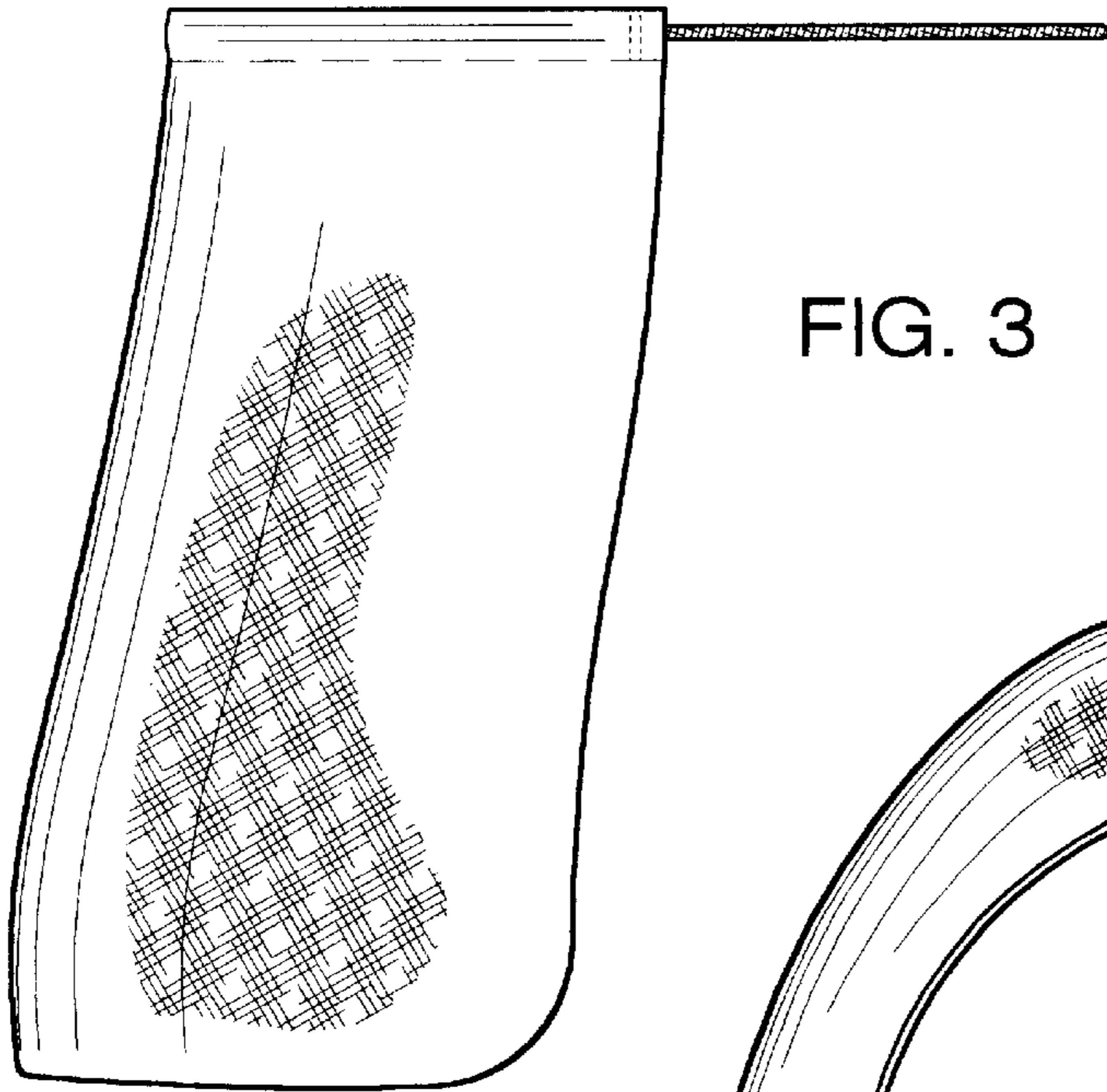


FIG. 3

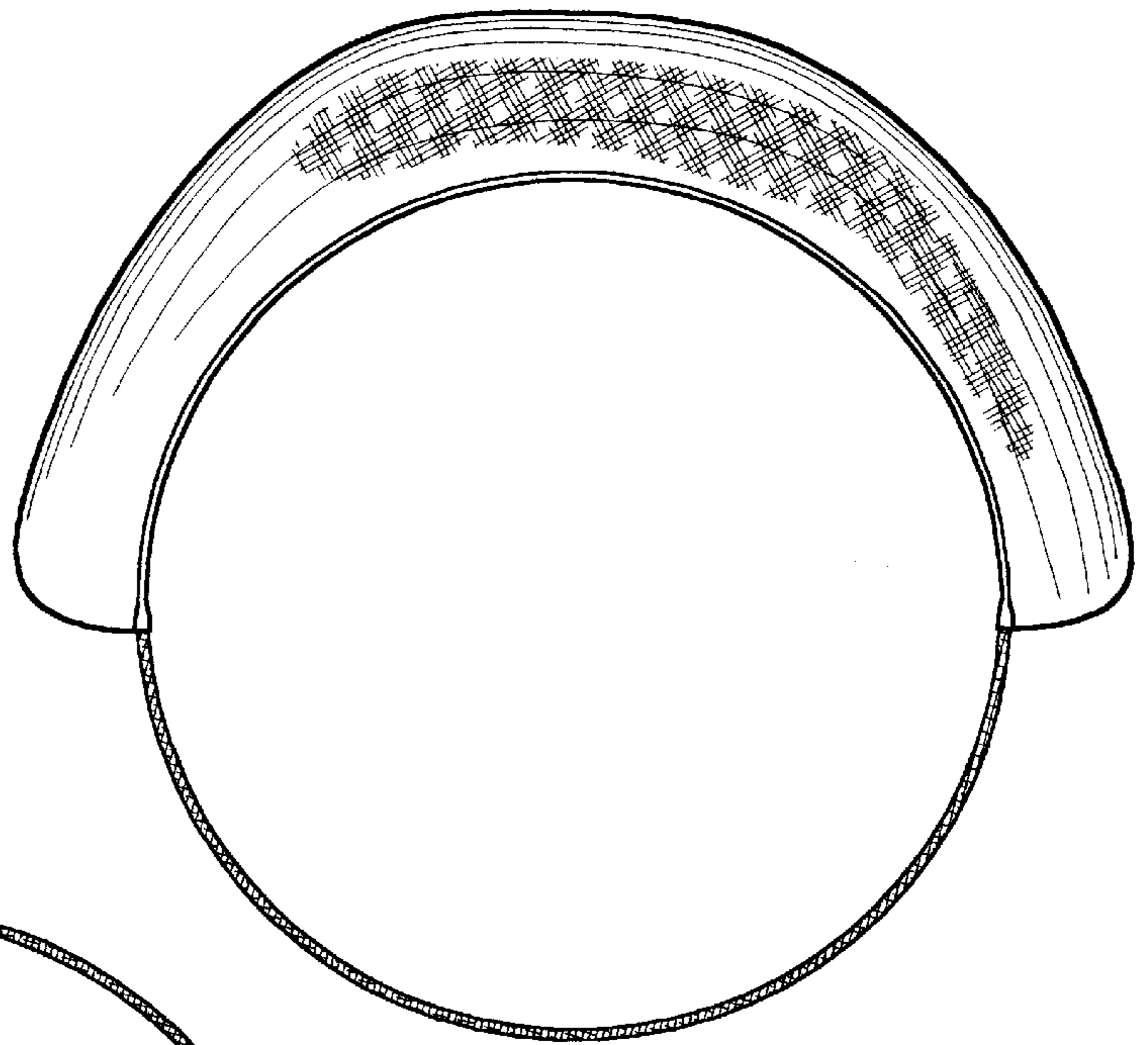


FIG. 4

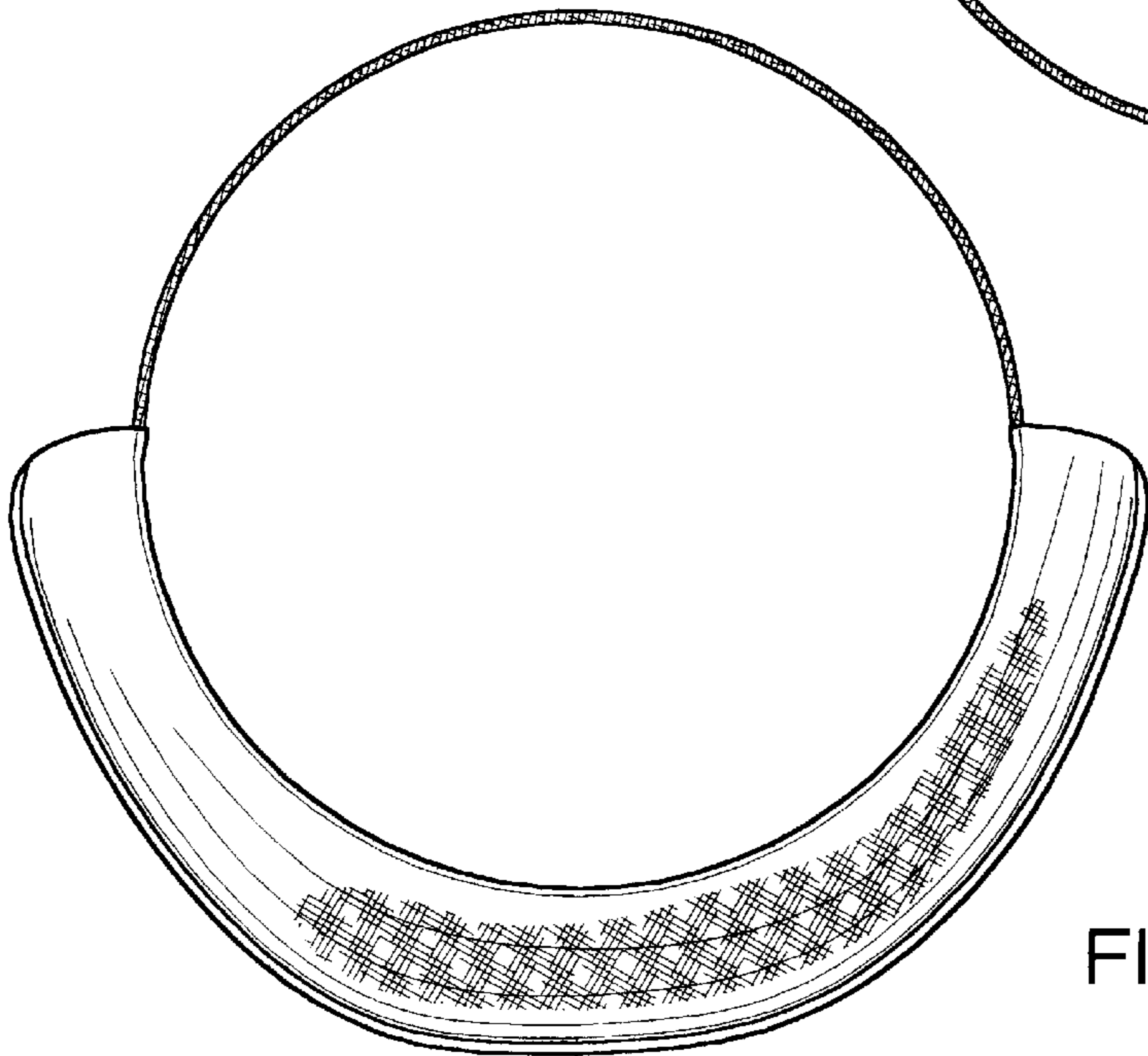


FIG. 5

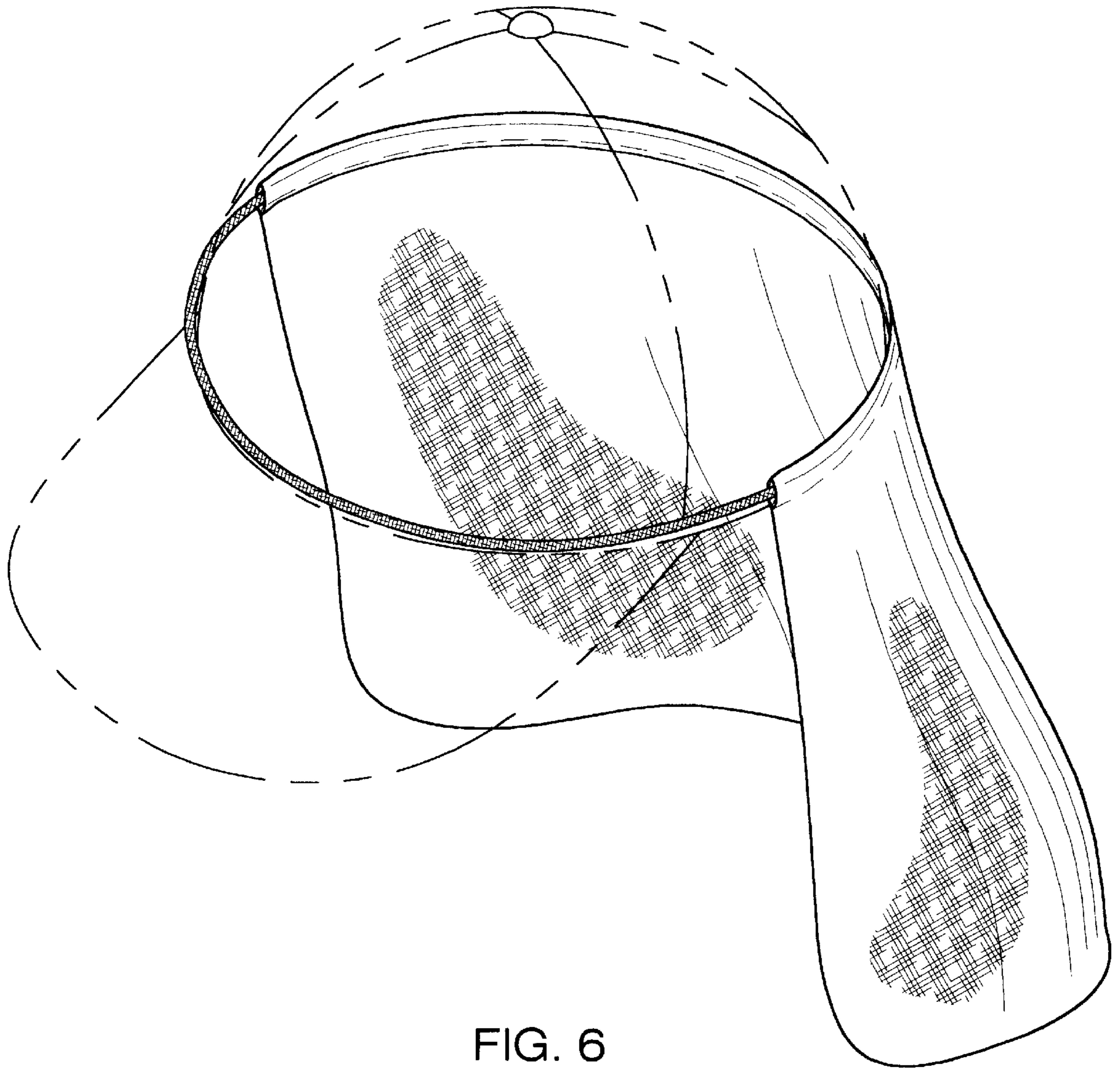


FIG. 6