



US00D474326S

(12) **United States Design Patent**
Williams

(10) **Patent No.:** **US D474,326 S**

(45) **Date of Patent:** **** May 13, 2003**

(54) **PROTECTIVE HEADWEAR**

(76) **Inventor:** **Johnnie Benjamin Williams, 2240 Church St., Sanford, FL (US) 32771**

(**) **Term:** **14 Years**

(21) **Appl. No.:** **29/163,830**

(22) **Filed:** **Jul. 11, 2002**

(51) **LOC (7) Cl.** **02-03**

(52) **U.S. Cl.** **D2/886**

(58) **Field of Search** D2/865, 866, 873, D2/874, 886, 887; 2/171, 175.1, 175.2, 175.3, 175.5, 175.8, 175.9, 209.13, 171.7

(56) **References Cited**

U.S. PATENT DOCUMENTS

497,086	A	*	5/1893	Yule et al.	2/175.2
796,384	A	*	8/1905	Ventilator	2/171.7
D39,680	S	*	12/1908	Roelofs	D2/887
D90,965	S	*	10/1933	Wittcoff	D2/887
2,040,354	A	*	5/1936	Wittcoff	2/175.2

D153,538	S	*	4/1949	Moore	D2/887
D169,486	S	*	5/1953	Hoefich	D2/887
D223,742	S	*	6/1972	Johnson	D2/887
D350,427	S	*	9/1994	Vig et al.	D2/887
6,230,330	B1	*	5/2001	Steffy	2/175.1

* cited by examiner

Primary Examiner—Doris V. Coles

Assistant Examiner—Mimosa De

(57) **CLAIM**

The ornamental design for a protective headwear, as shown and described.

DESCRIPTION

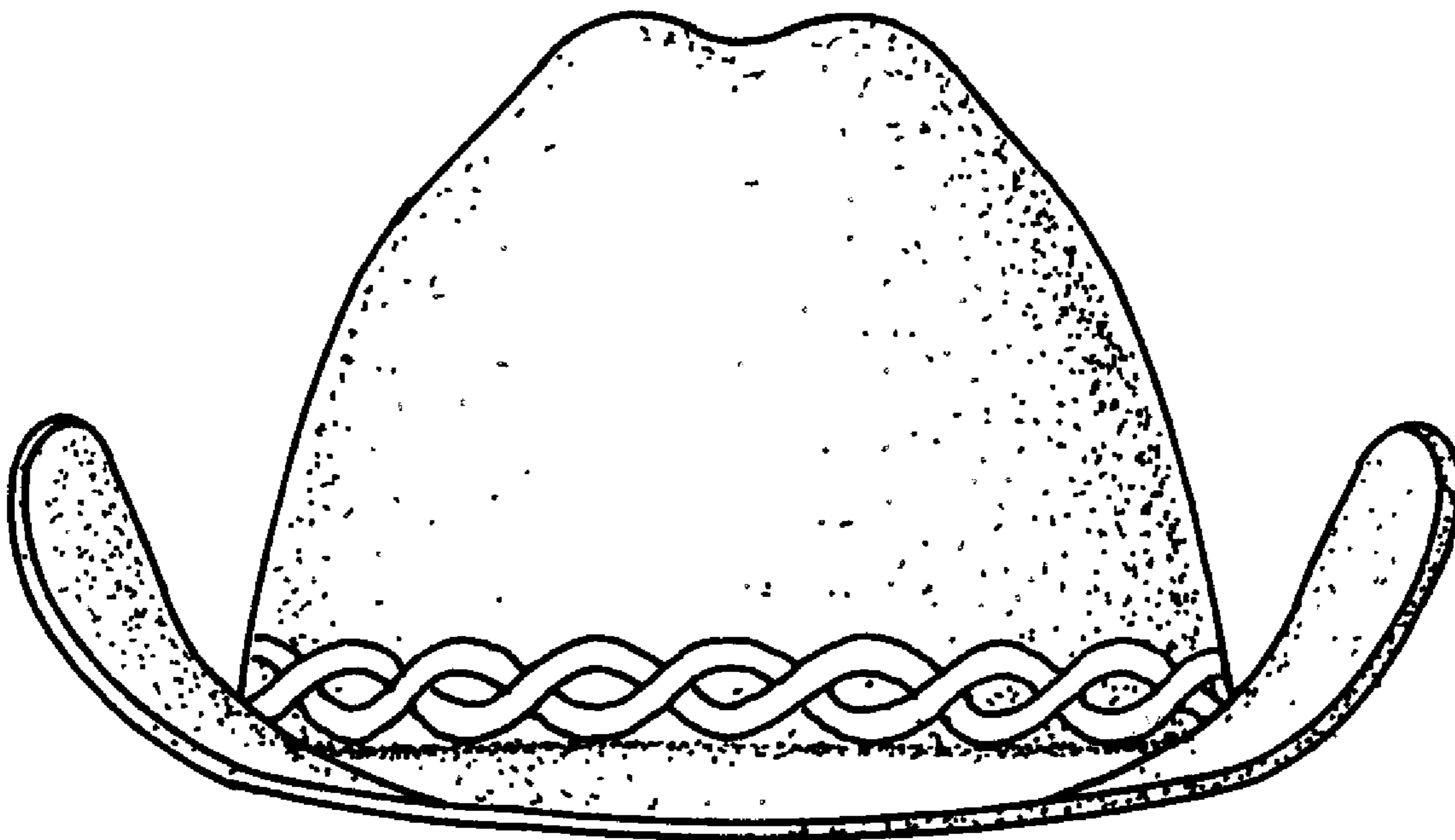
FIG. 1 is a front elevational view of a protective headwear showing my new design, the rear elevational view being the same thereas;

FIG. 2 is a side view, taken from the left side of FIG. 1, the right side view being a mirror image thereof;

FIG. 3 is a top plan view thereof; and,

FIG. 4 is a bottom plan view thereof.

1 Claim, 1 Drawing Sheet



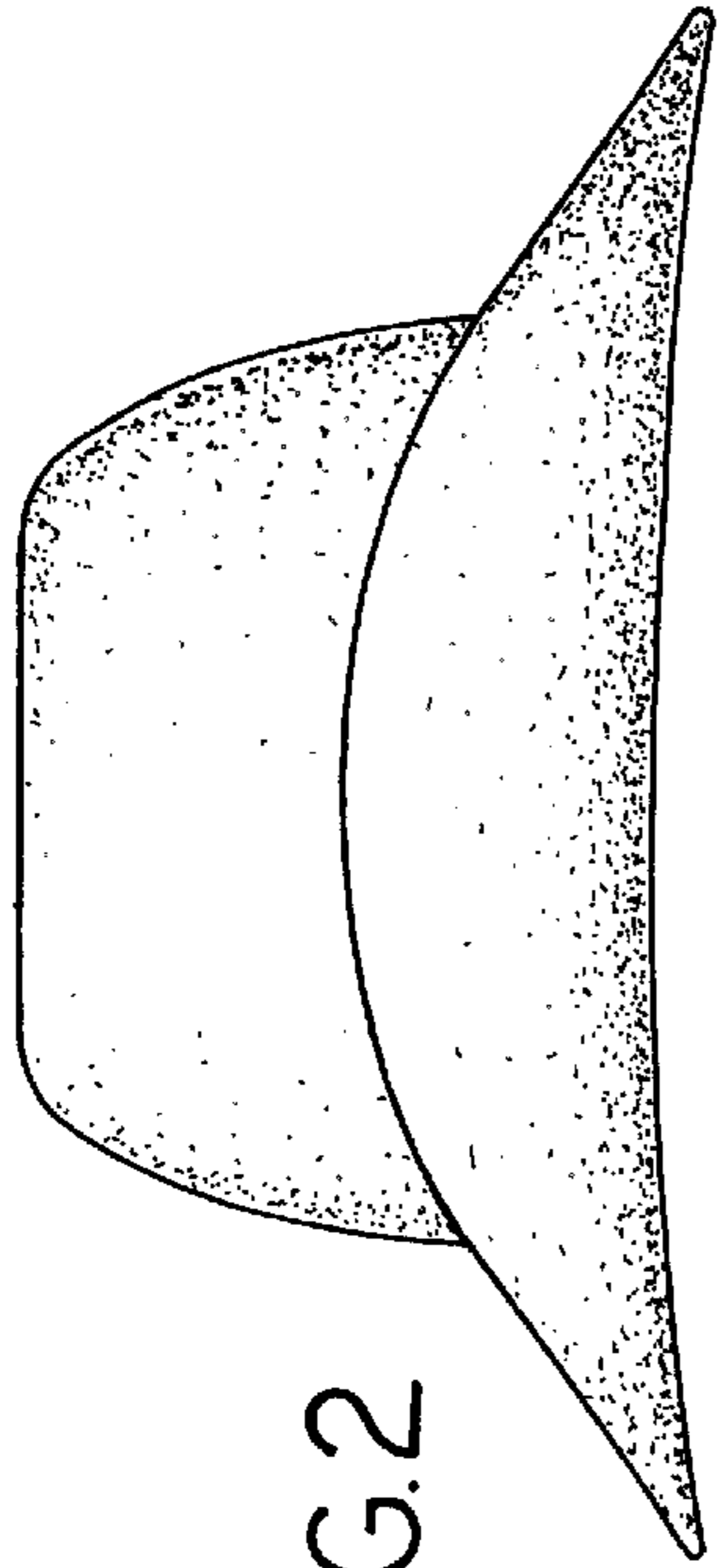


FIG. 1

FIG. 2

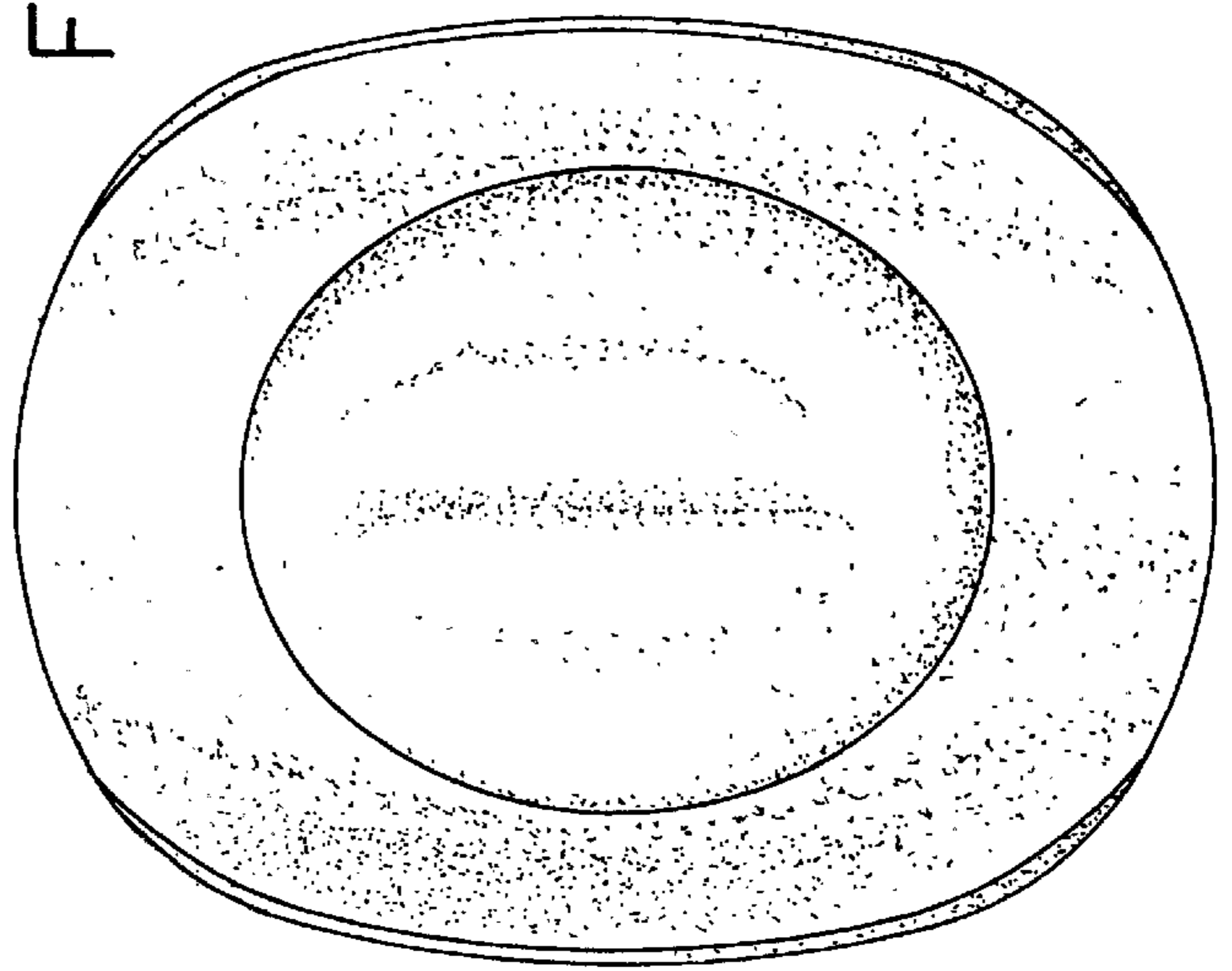


FIG. 3

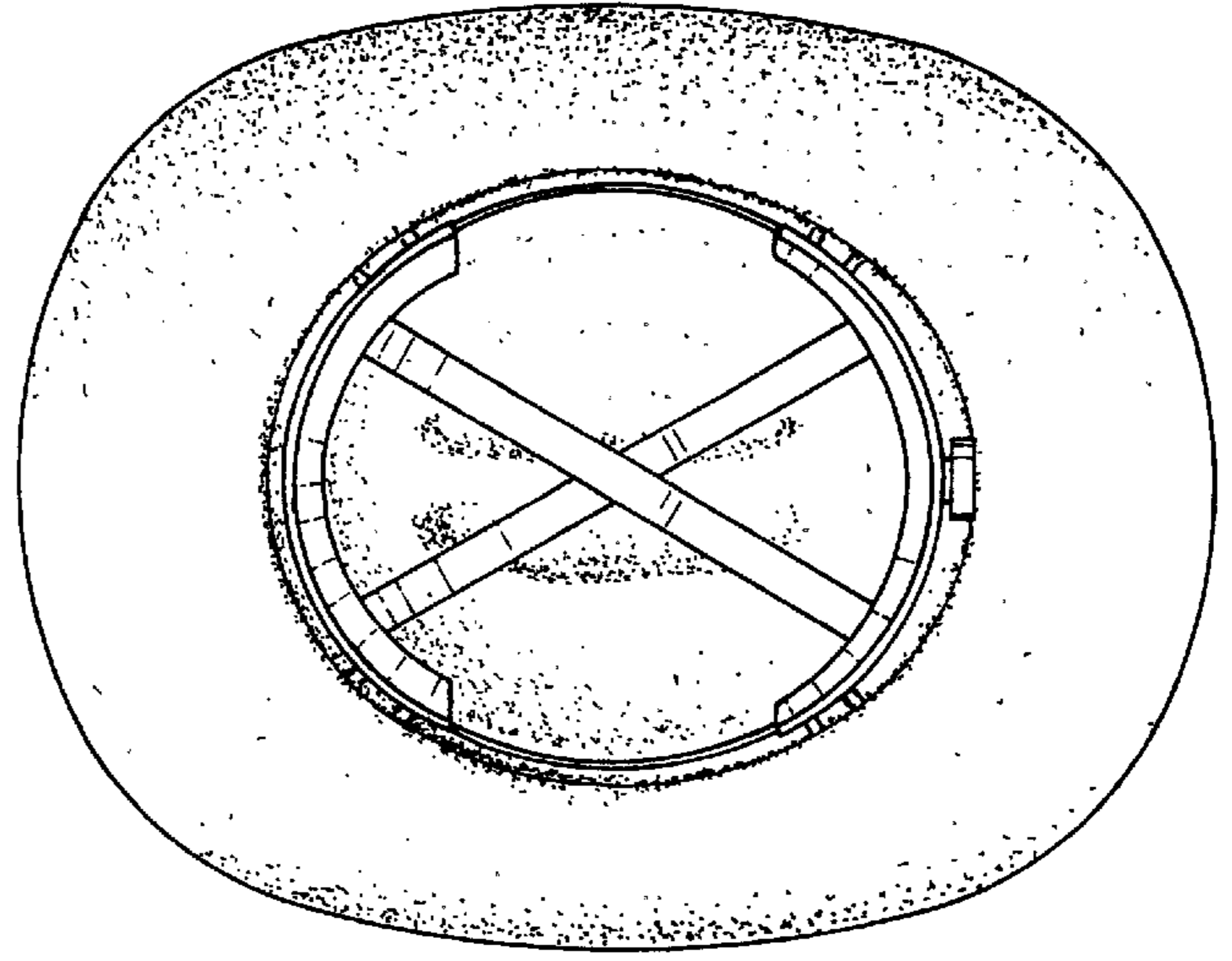


FIG. 4