



US00D474325S

(12) **United States Design Patent**  
**Cribbs**

(10) **Patent No.:** **US D474,325 S**

(45) **Date of Patent:** **\*\* May 13, 2003**

(54) **SHIRT WITH REAR FASTENERS**

(76) **Inventor:** **Sibel Cribbs**, 1416 S. 16th Ave.,  
Maywod, IL (US) 60153

(\*\*) **Term:** **14 Years**

(21) **Appl. No.:** **29/129,239**

(22) **Filed:** **Sep. 8, 2000**

(51) **LOC (7) Cl.** ..... **02-02**

(52) **U.S. Cl.** ..... **D2/850**

(58) **Field of Search** ..... D2/700, 717-720,  
D2/739-741, 840, 850, 858, 728, 804, 806,  
807, 828, 833, 844-846; 2/102, 104, 113-115,  
125, 126, 106, 108, 69, 83

(56) **References Cited**

**U.S. PATENT DOCUMENTS**

3,397,406 A \* 8/1968 Leach ..... 2/96  
D266,625 S \* 10/1982 Herman ..... D2/720  
4,382,303 A \* 5/1983 Lunt ..... 2/114

4,570,268 A \* 2/1986 Freeman ..... 2/114  
5,133,086 A \* 7/1992 Truitt et al. .... 2/114  
5,878,437 A \* 3/1999 Pater ..... 2/69  
D431,344 S \* 10/2000 Briceno ..... D2/720

\* cited by examiner

*Primary Examiner*—Louis S. Zarfes

*Assistant Examiner*—Deanne Levy

(74) *Attorney, Agent, or Firm*—Goldstein Law Offices, P.C.

(57) **CLAIM**

The ornamental design for a shirt with rear fasteners, as shown and described.

**DESCRIPTION**

FIG. 1 is a rear elevational view of a shirt with rear fasteners.

FIG. 2 is a front elevational view thereof.

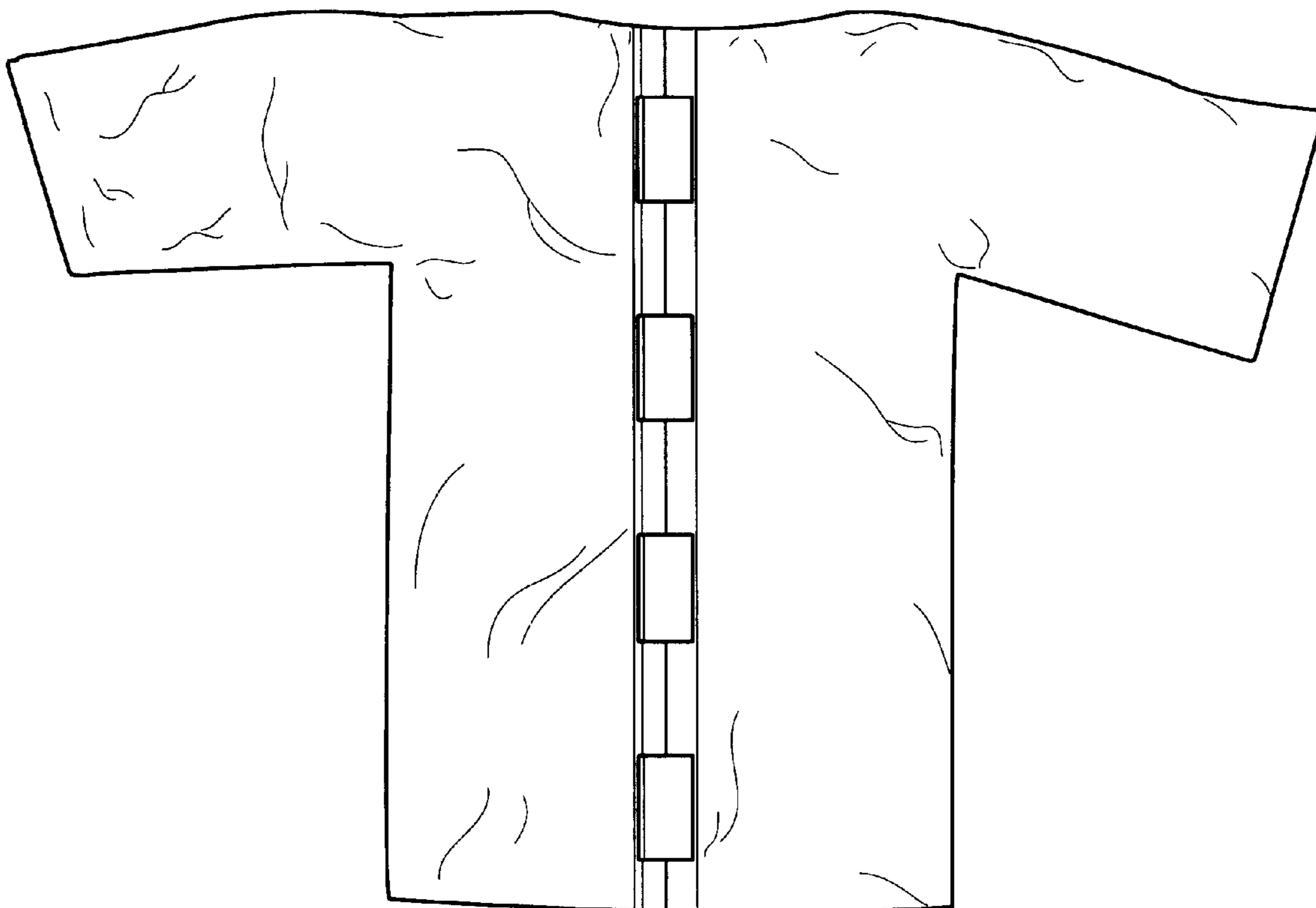
FIG. 3 is a top plan view thereof.

FIG. 4 is a bottom plan view thereof.

FIG. 5 is a left side elevational view thereof; and,

FIG. 6 is a right side elevational view thereof.

**1 Claim, 2 Drawing Sheets**



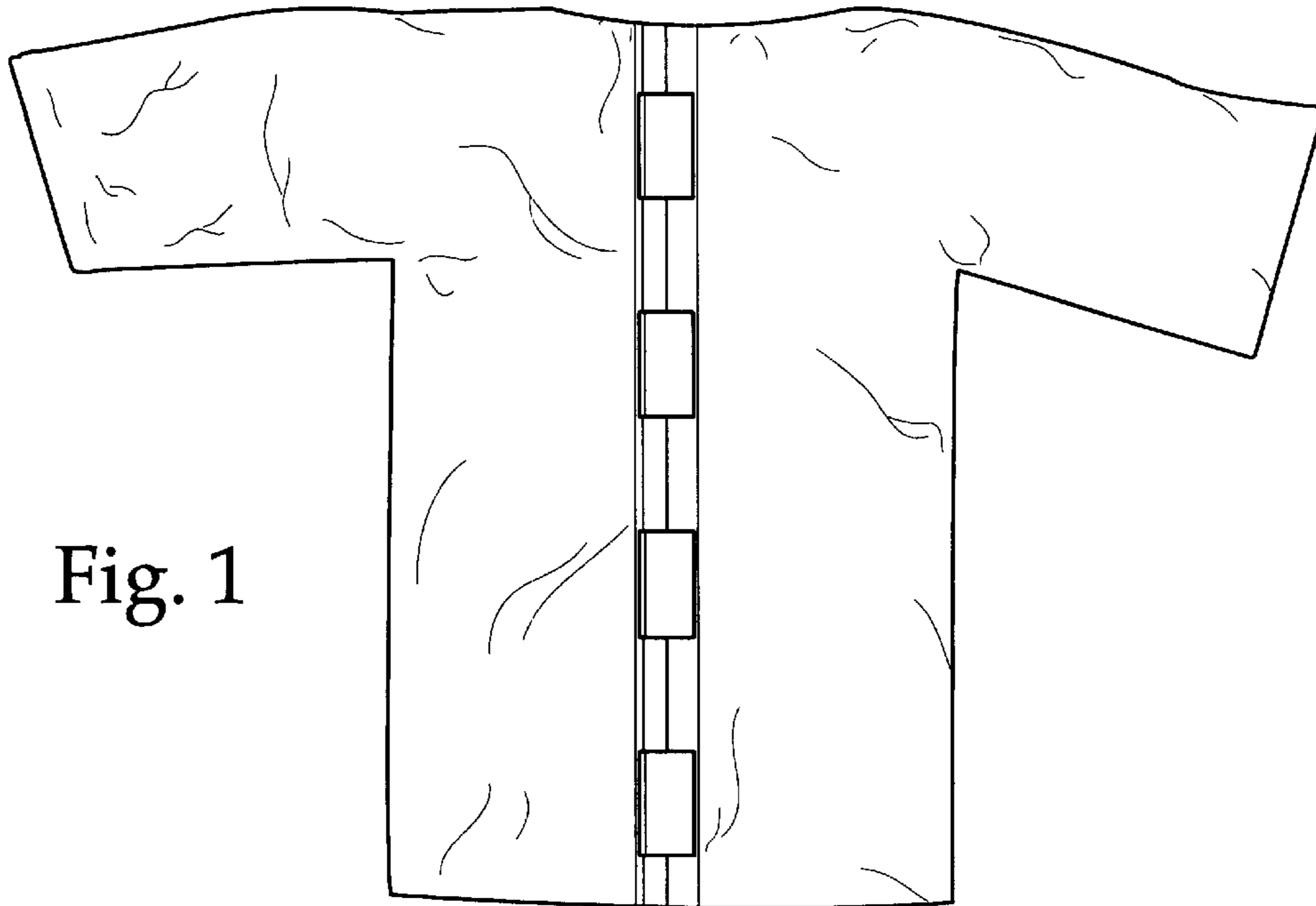


Fig. 1

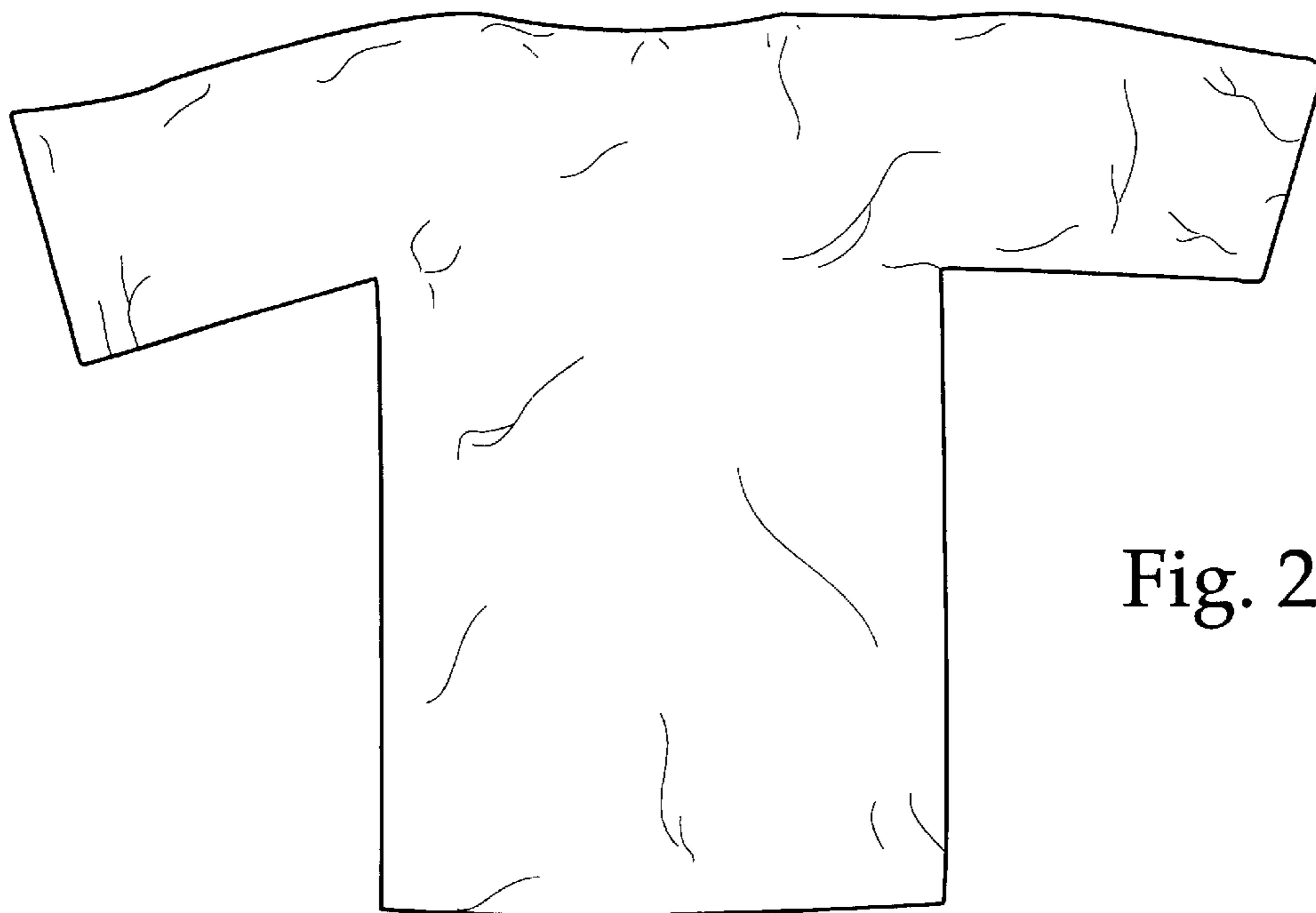


Fig. 2



Fig. 3

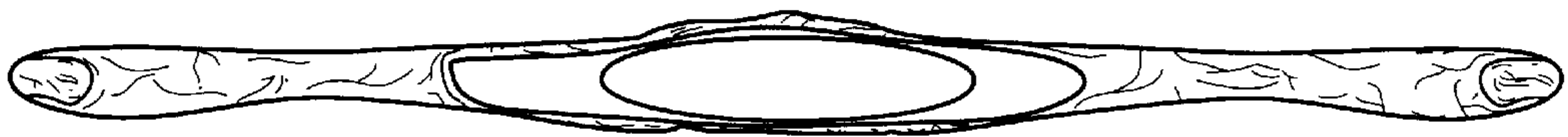


Fig. 4



Fig. 5



Fig. 6