



US00D474290S

(12) **United States Design Patent**
Sawai et al.

(10) **Patent No.:** **US D474,290 S**

(45) **Date of Patent:** **** May 6, 2003**

(54) **HEADLIGHT**

(75) Inventors: **Kaname Sawai**, Hiroshima (JP);
Kouichi Hayashi, Hiroshima (JP)

(73) Assignee: **Mazda Motor Corporation**,
Hiroshima-ken (JP)

(**) Term: **14 Years**

(21) Appl. No.: **29/157,822**

(22) Filed: **Mar. 27, 2002**

(30) **Foreign Application Priority Data**

Oct. 12, 2001 (JP) 2001-030108

(51) **LOC (7) Cl.** **26-04**

(52) **U.S. Cl.** **D26/28**

(58) **Field of Search** D26/28-36; 362/61,
362/80, 81, 82, 83, 83.4, 267, 269, 275

(56) **References Cited**

U.S. PATENT DOCUMENTS

- D406,910 S * 3/1999 Bangle D26/28
- D414,571 S * 9/1999 Schneider et al. D26/28
- D427,342 S * 6/2000 Hunter et al. D26/28
- D451,871 S 12/2001 Fujii et al.
- D462,798 S * 9/2002 Sakae D26/28

FOREIGN PATENT DOCUMENTS

- JP 952679 4/1996
- JP 1073723 6/2000
- JP 2001-019074 6/2001

* cited by examiner

Primary Examiner—Marcus A. Jackson

(74) *Attorney, Agent, or Firm*—Nixon Peabody LLP;
Donald R. Studebaker

(57) **CLAIM**

The ornamental design for a headlight, as shown and described.

DESCRIPTION

FIG. 1 is a left-side perspective view of a headlight;
 FIG. 2 is a right-side perspective view thereof;
 FIG. 3 is a front view thereof;
 FIG. 4 is a rear view thereof;
 FIG. 5 is a left side view thereof;
 FIG. 6 is a right side view thereof;
 FIG. 7 is a top view thereof; and,
 FIG. 8 is a bottom view thereof.

Portion in color is shown for illustrative purposes only and forms no part of the claimed design.

1 Claim, 3 Drawing Sheets



FIG. 1




FIG. 2

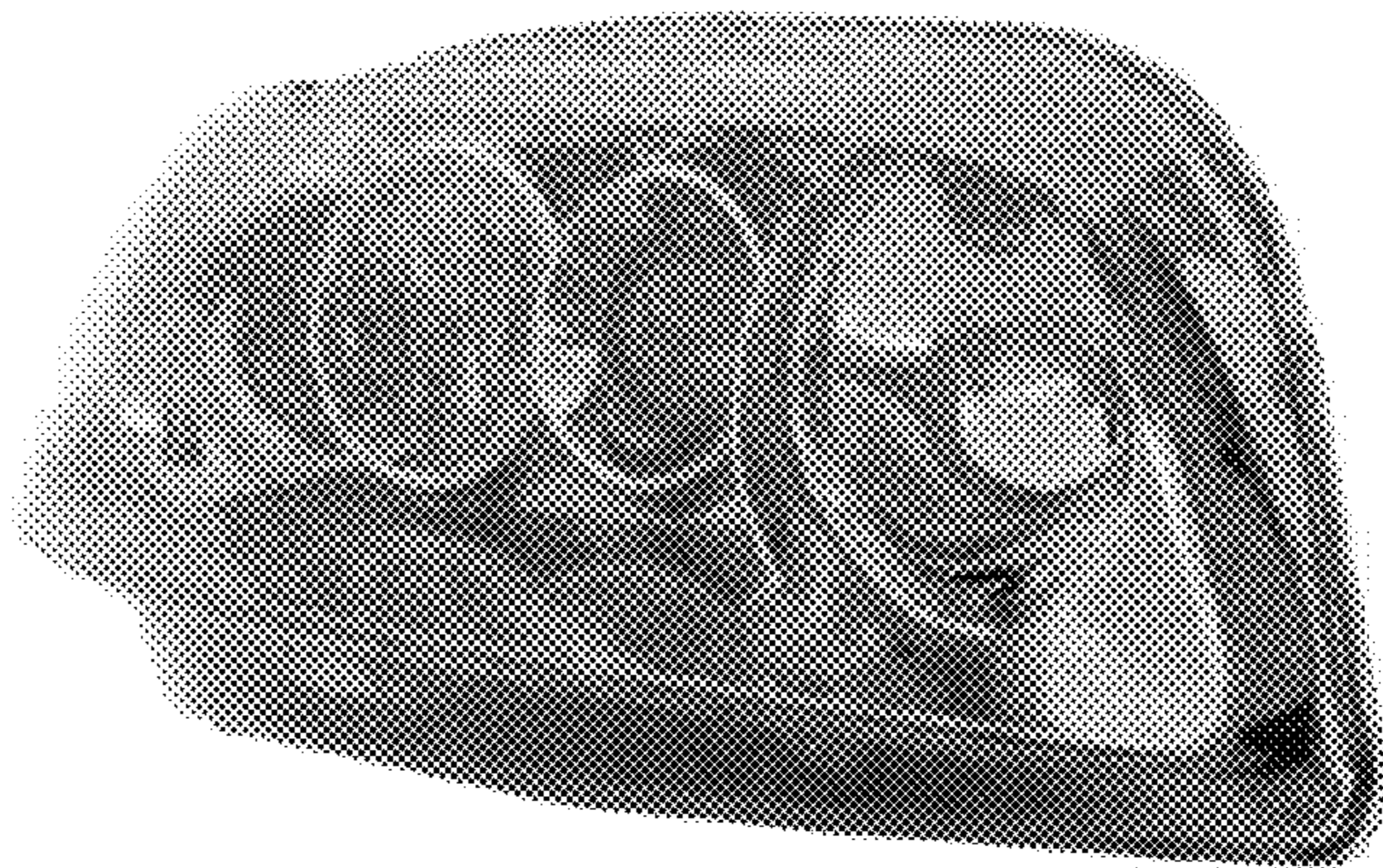


FIG. 3




FIG. 4

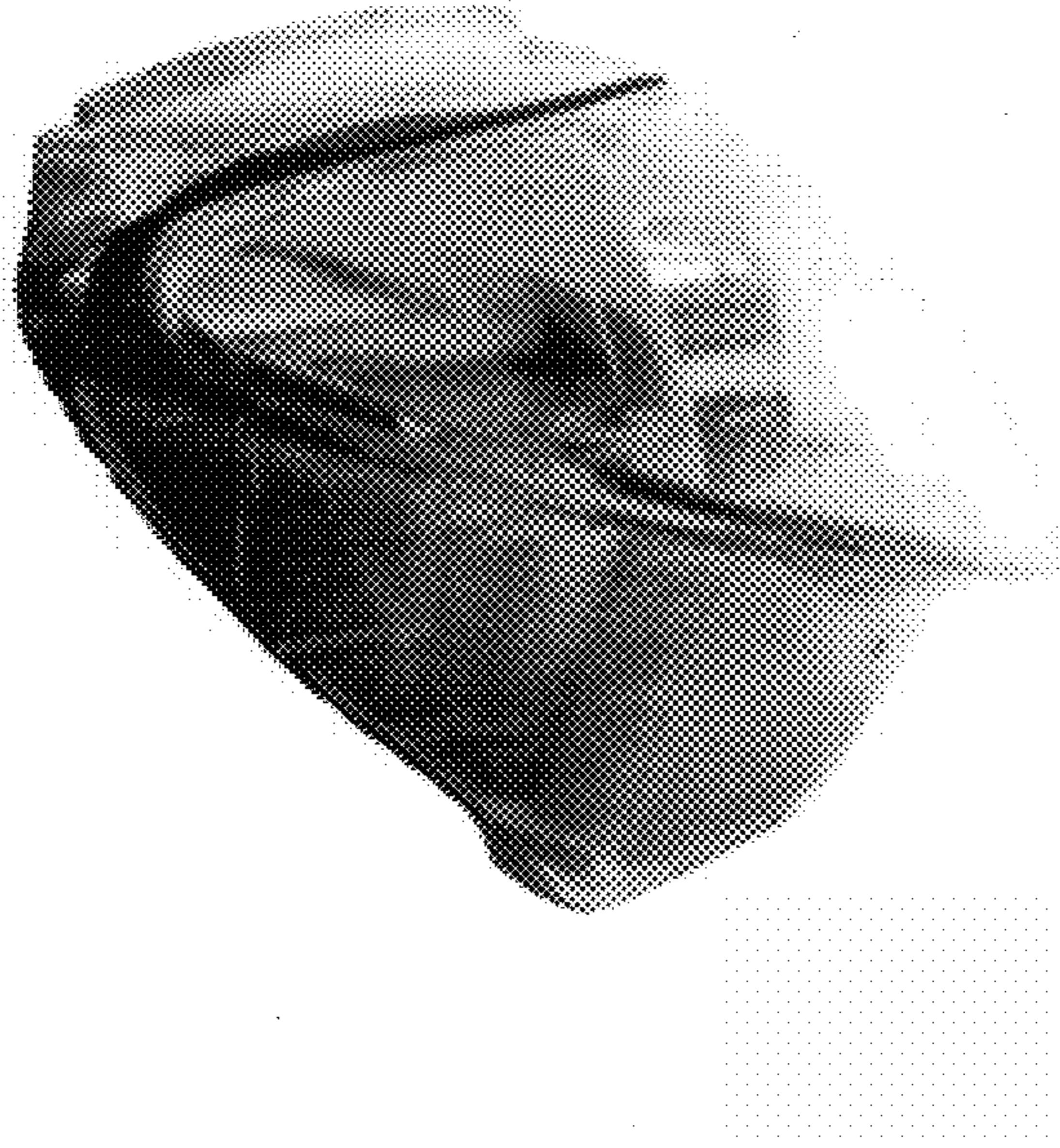


FIG. 5

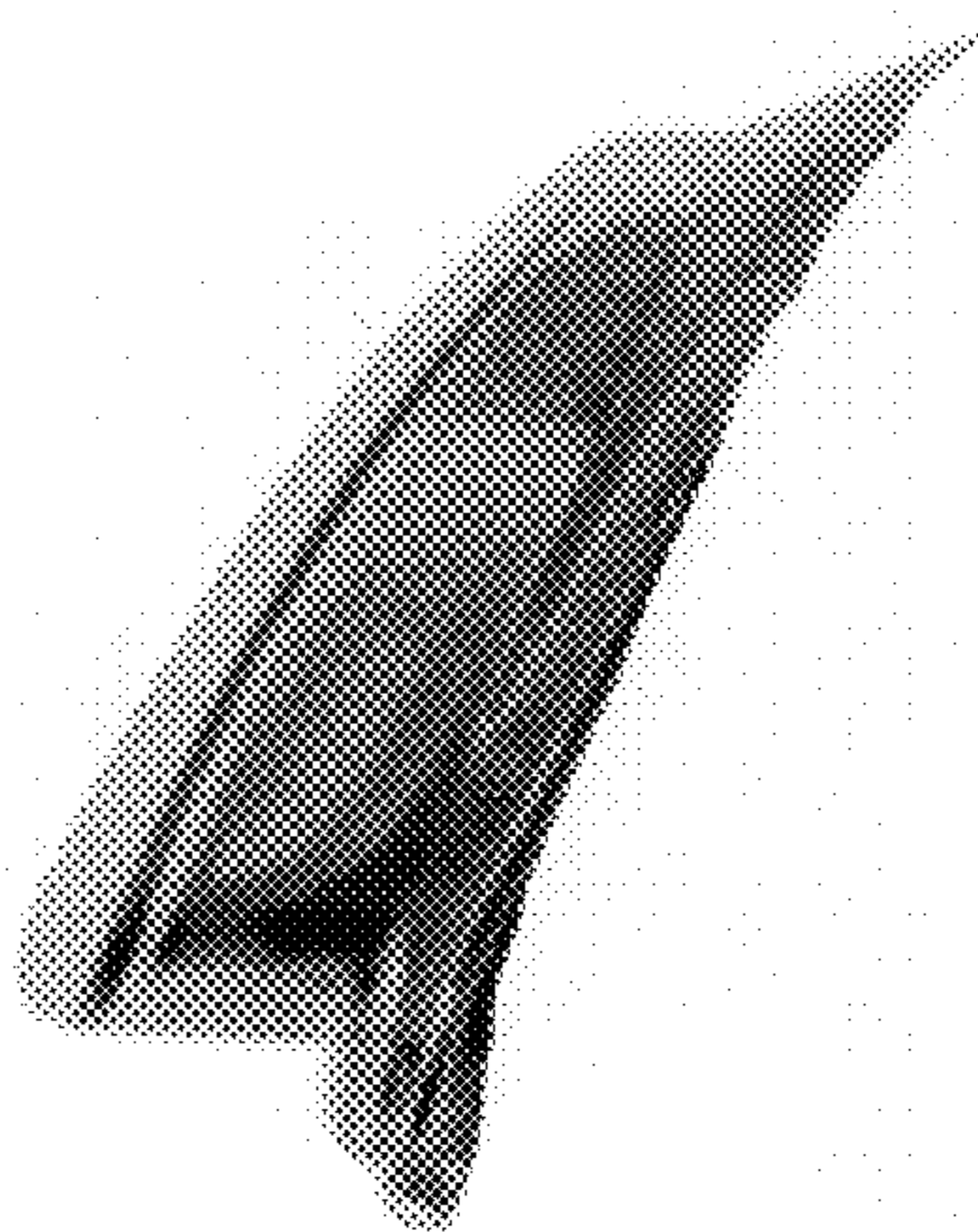


FIG. 6




FIG. 7

