



US00D474273S

(12) **United States Design Patent**  
**Yamamoto**

(10) **Patent No.:** **US D474,273 S**

(45) **Date of Patent:** **\*\* May 6, 2003**

(54) **SANITARY NAPKIN**

JP	D1088973	10/2000
JP	D1122278	9/2001
JP	D1122281	9/2001

(75) Inventor: **Masami Yamamoto**, Osakasayama (JP)

(73) Assignee: **2002 Planning Co., Ltd.**, Osaka (JP)

\* cited by examiner

(\*\*) Term: **14 Years**

*Primary Examiner*—Stella Reid

(74) *Attorney, Agent, or Firm*—Bacon & Thomas, PLLC

(21) Appl. No.: **29/167,509**

(57) **CLAIM**

(22) Filed: **Sep. 17, 2002**

The ornamental design for a sanitary napkin, as shown and described.

(51) **LOC (7) Cl.** ..... **24-04**

(52) **U.S. Cl.** ..... **D24/125**

(58) **Field of Search** ..... D24/124, 125;  
604/358, 385.01, 386, 387, 389, 390, 385.04,  
366, 370

**DESCRIPTION**

FIG. 1 is a perspective view of sanitary napkin embodying my new design;

FIG. 2 is a front elevational view thereof;

FIG. 3 is a top plan view thereof;

FIG. 4 is a right side elevational view thereof;

FIG. 5 is a rear elevational view thereof;

FIG. 6 is a left side elevational view thereof;

FIG. 7 is a bottom plan view thereof;

FIG. 8 is a front elevational view in use condition, the broken line showing of the underwear being for illustrative purposes only and forming no part of the claimed design; and,

FIG. 9 is a rear elevational view in use condition, the broken line showing of the underwear being for illustrative purposes only and forming no part of the claimed design.

(56) **References Cited**

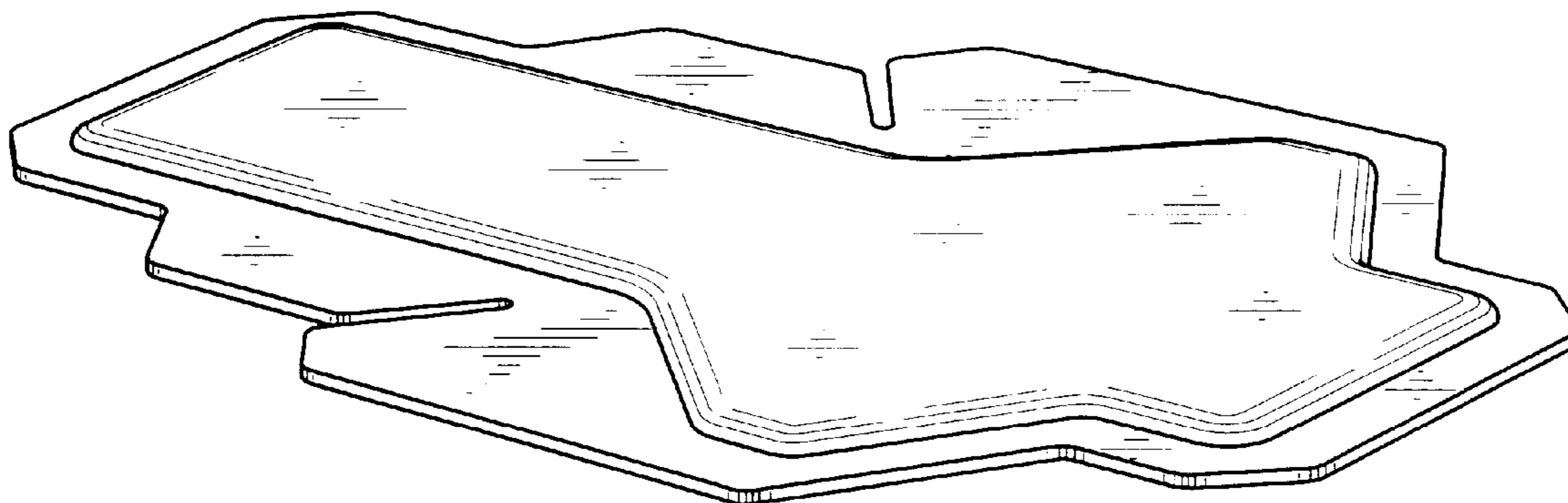
**U.S. PATENT DOCUMENTS**

5,383,869	A	*	1/1995	Osborn, III	.....	604/385.04
D365,147	S	*	12/1995	Hamel	.....	D24/125
5,575,786	A	*	11/1996	Osborn, III	.....	604/387
5,713,886	A	*	2/1998	Sturino	.....	604/390
5,772,648	A	*	6/1998	Osborn, III et al.	....	604/385.04
D422,076	S	*	3/2000	Glaug	.....	D24/125
6,284,943	B1	*	9/2001	Osborn, III et al.	.....	604/366
D454,195	S	*	3/2002	Kitzinger et al.	.....	D24/125
6,375,645	B1	*	4/2002	Nishida et al.	.....	604/385.02

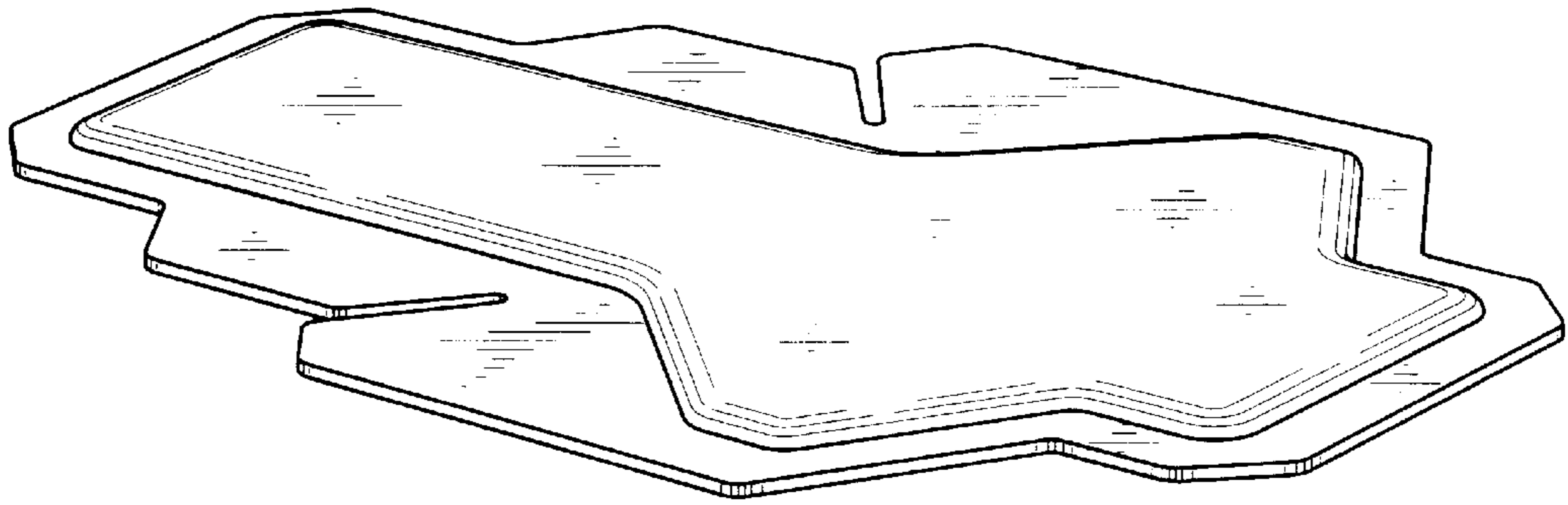
**FOREIGN PATENT DOCUMENTS**

JP D1077905 7/2000

**1 Claim, 3 Drawing Sheets**



*FIG. 1*



*FIG. 2*

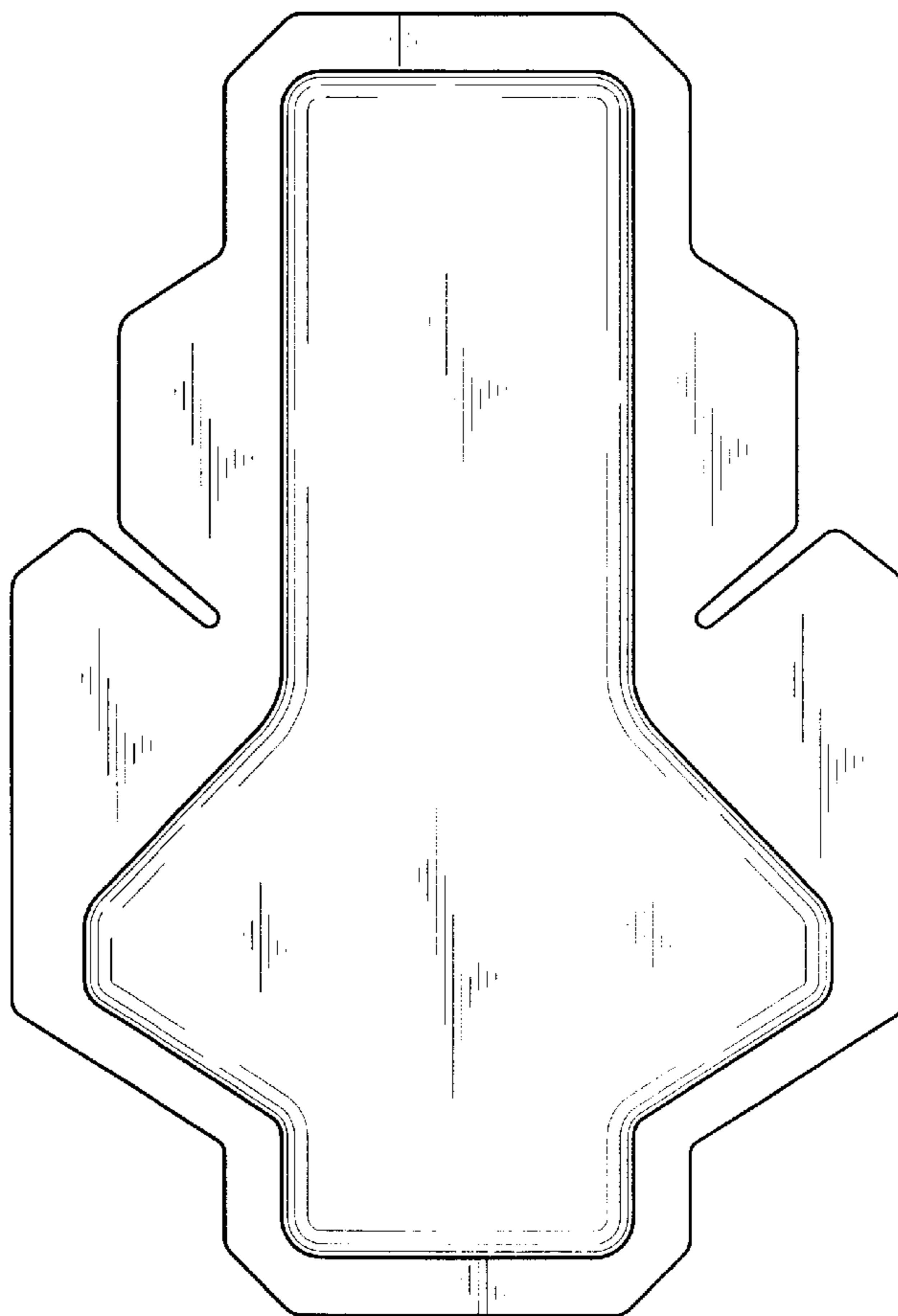


FIG. 3

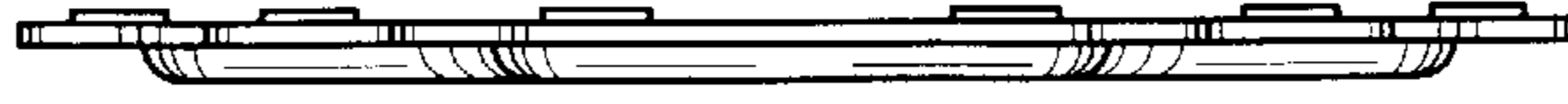


FIG. 4



FIG. 5

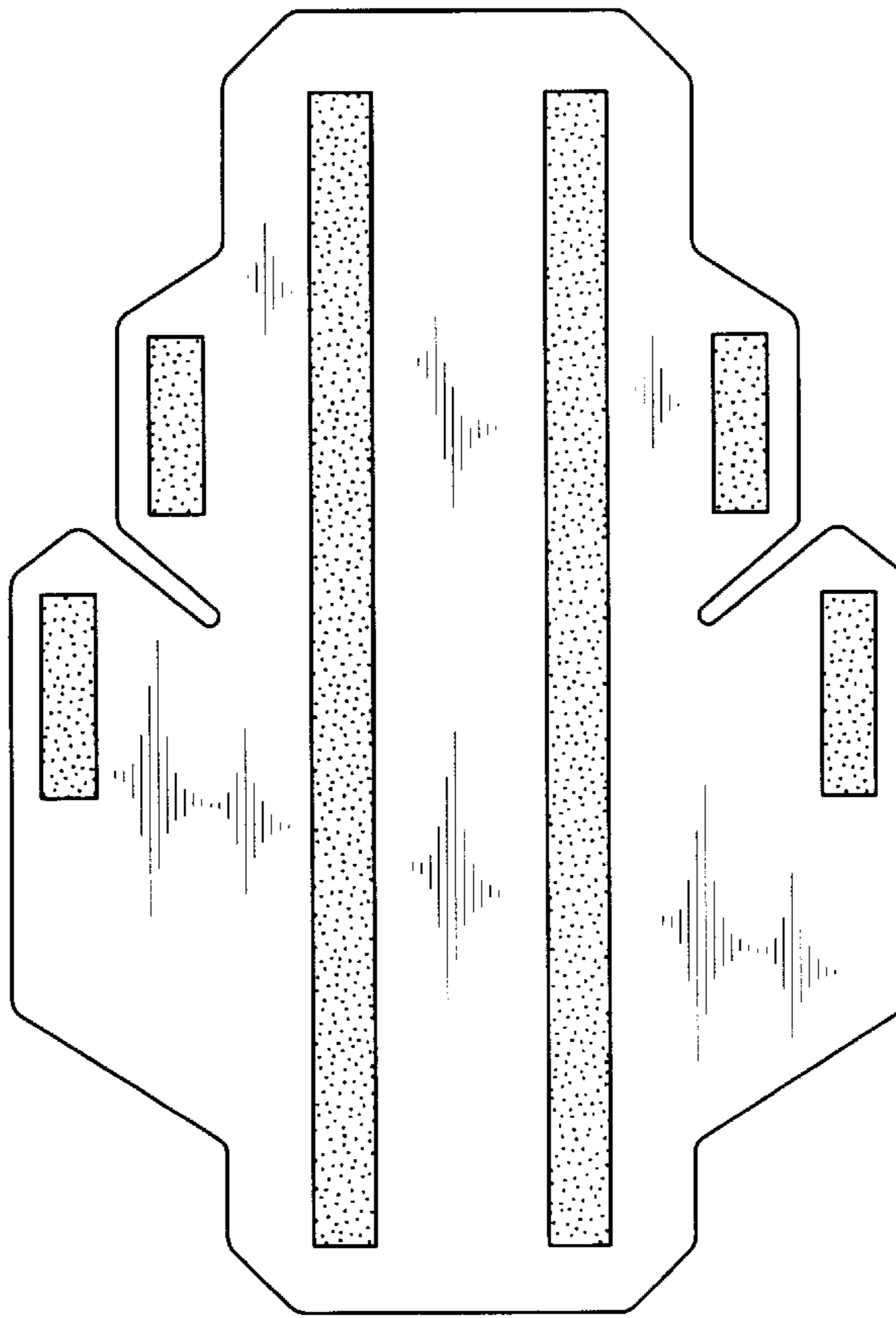



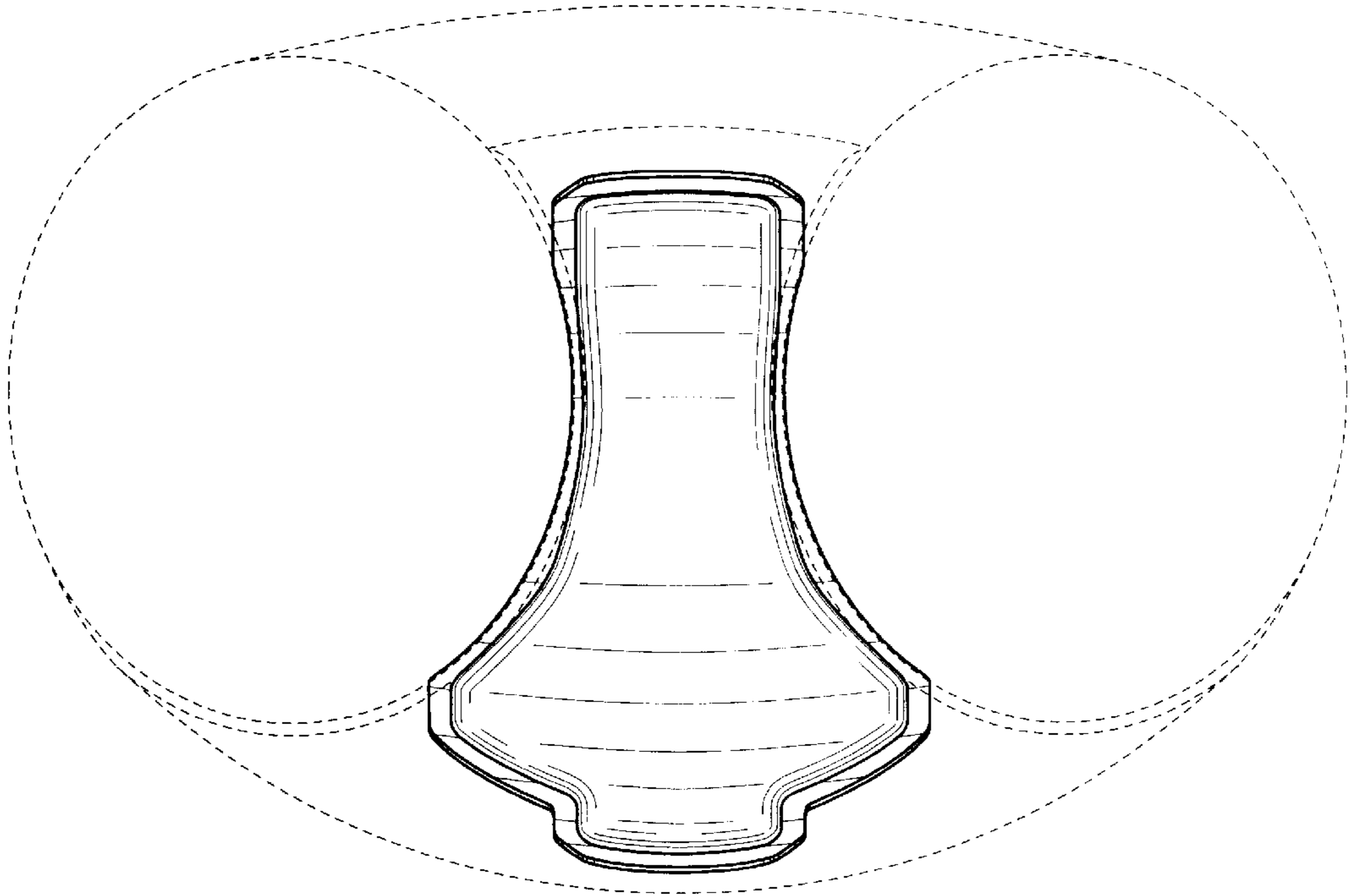
FIG. 6



FIG. 7



*FIG. 8*



*FIG. 9*

