



US00D474269S

(12) **United States Design Patent**
Choksi et al.

(10) **Patent No.:** **US D474,269 S**

(45) **Date of Patent:** **** May 6, 2003**

(54) **ORAL/NASAL ASPIRATION DEVICE**

(75) Inventors: **Pradip V. Choksi**, Chatsworth, CA (US); **Thomas R. Thornbury**, Chatsworth, CA (US); **Craig R. McCrary**, Chatsworth, CA (US)

(73) Assignee: **Neotech Products, Inc.**, Chatsworth, CA (US)

(**) Term: **14 Years**

(21) Appl. No.: **29/159,445**

(22) Filed: **Apr. 22, 2002**

(51) **LOC (7) Cl.** **24-01**

(52) **U.S. Cl.** **D24/108**; D24/112

(58) **Field of Search** D24/112, 108, D24/129; 604/19, 902, 35, 27, 118, 119, 275, 30; 433/91, 95, 99, 96, 98, 100

(56) **References Cited**

U.S. PATENT DOCUMENTS

- 2,711,586 A * 6/1955 Groves 433/95
- 3,321,087 A 5/1967 Fuge et al.
- D223,247 S * 4/1972 Brodsky et al. D24/112
- 3,848,604 A 11/1974 Sackner
- 3,945,385 A 3/1976 Sackner

- 4,022,218 A 5/1977 Riddick
- 4,221,220 A 9/1980 Hansen
- 4,490,138 A 12/1984 Lipsky et al.
- 5,004,455 A 4/1991 Greenwood et al.
- 5,676,136 A * 10/1997 Russo 604/902
- 5,848,996 A 12/1998 Eldor
- 5,975,897 A * 11/1999 Propp et al. 433/91
- 6,063,063 A 5/2000 Harboe et al.
- D434,140 S * 11/2000 Phelan D24/108

* cited by examiner

Primary Examiner—Ian Simmons

(74) *Attorney, Agent, or Firm*—William W. Haefliger

(57) **CLAIM**

The ornamental design for an oral/nasal aspiration device, substantially as shown and described.

DESCRIPTION

FIG. 1 is a perspective view of the aspiration device; FIG. 2 is a top plan view of the aspiration device; FIG. 3 is a bottom plan view of the aspiration device; FIG. 4 is a rear elevation view of the aspiration device, the front elevation being the same; FIG. 5 is a left end view of the aspiration device; and, FIG. 6 is a right end view of the aspiration device.

1 Claim, 2 Drawing Sheets

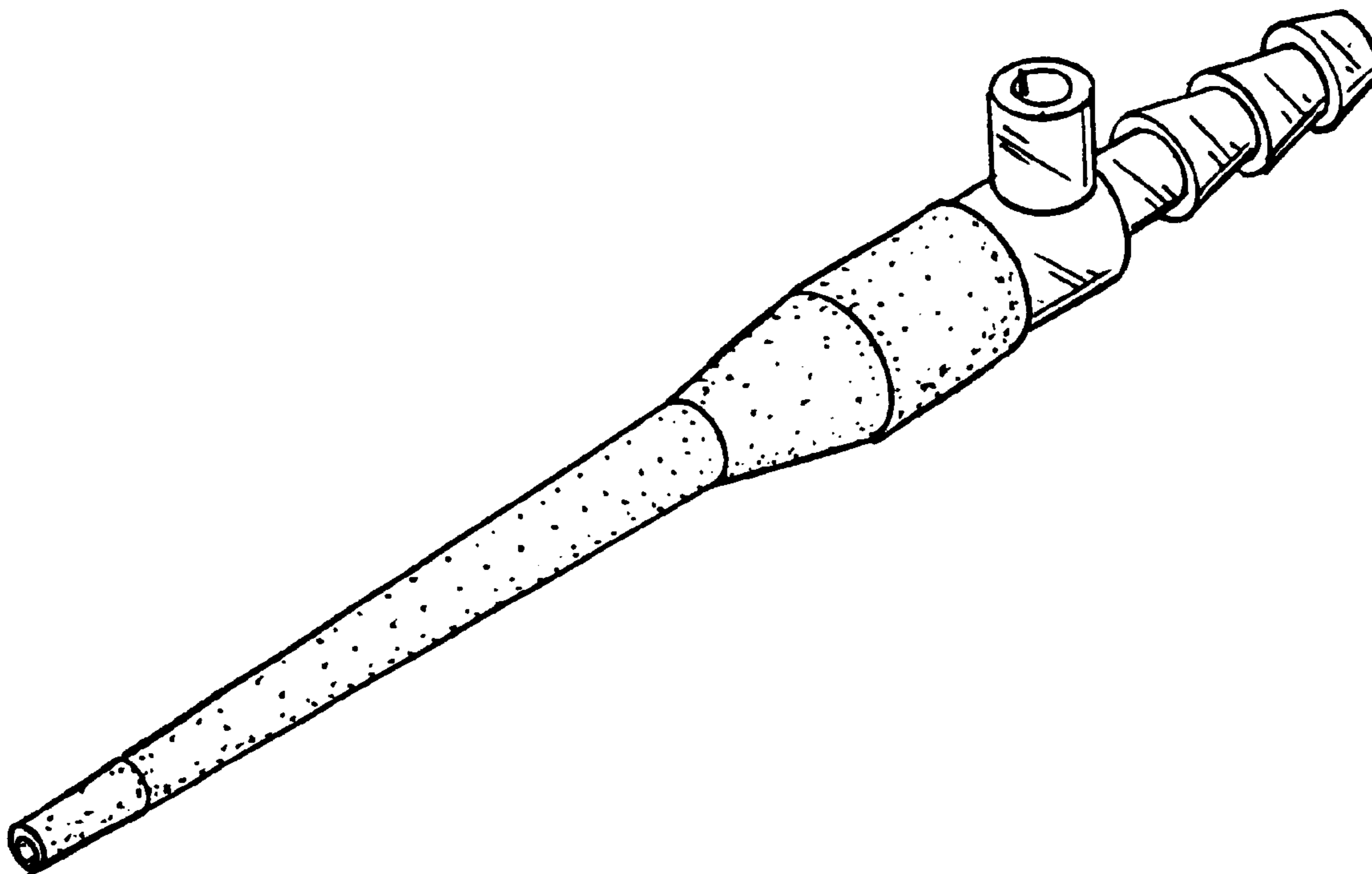


FIG. 1.

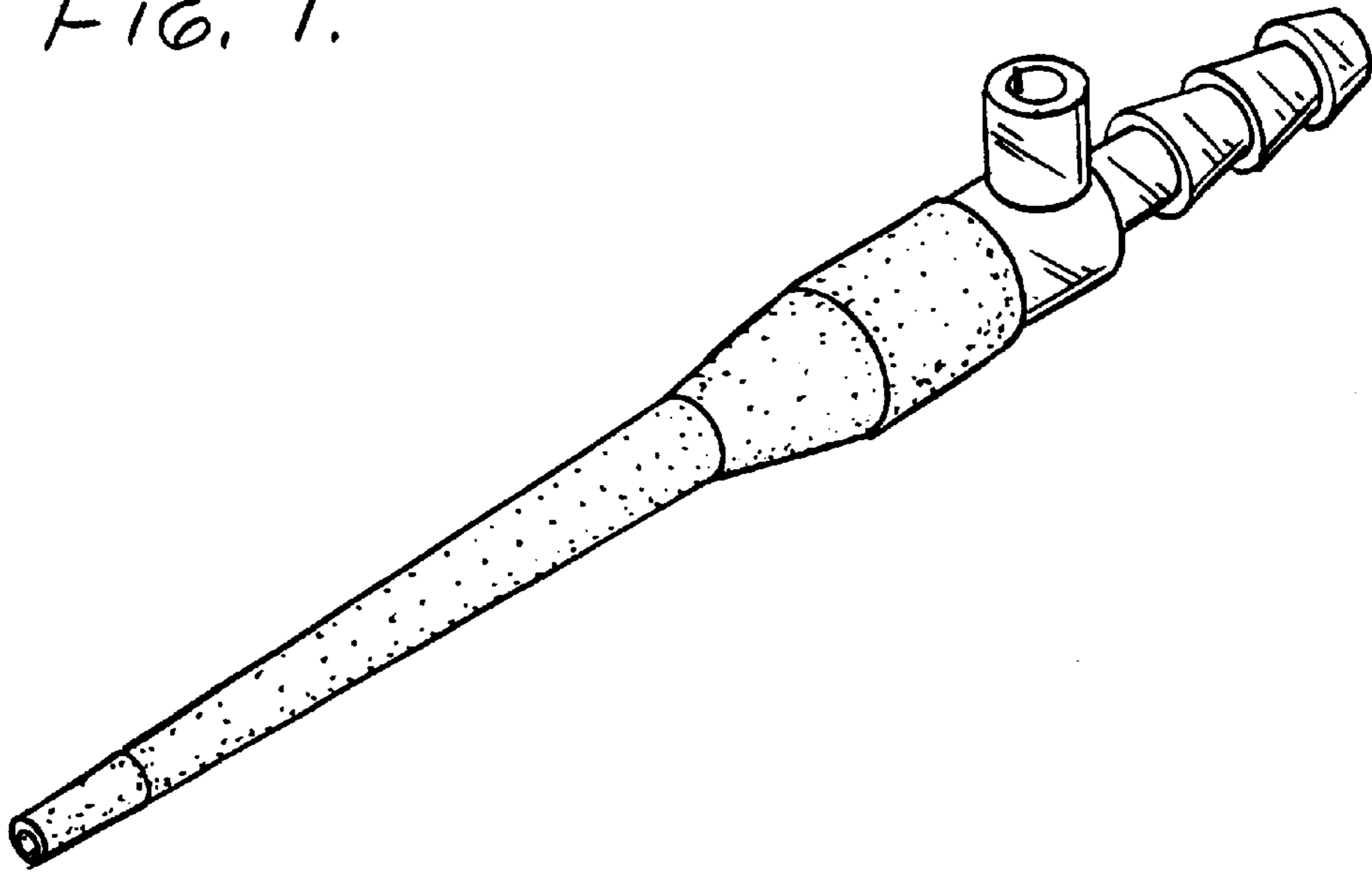


FIG. 2. TOP PLAN

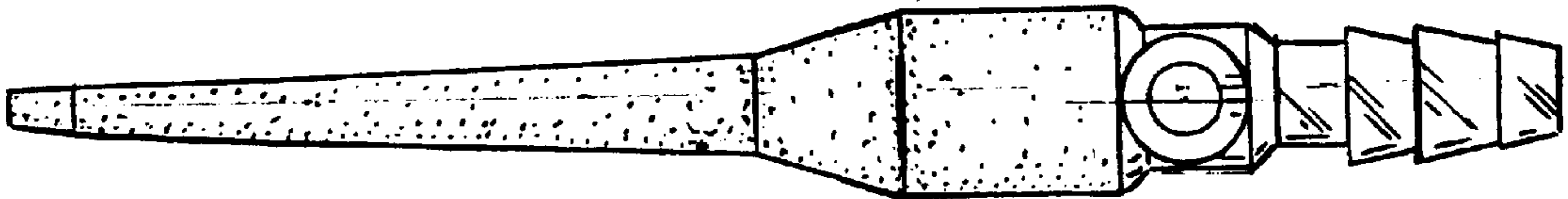


FIG. 3. BOTTOM PLAN

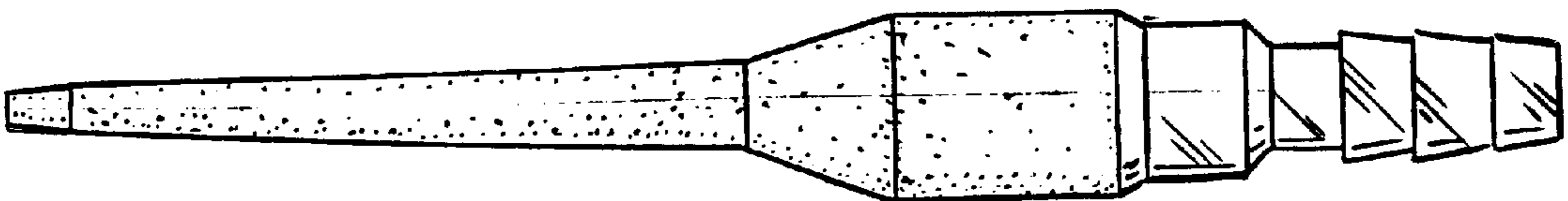
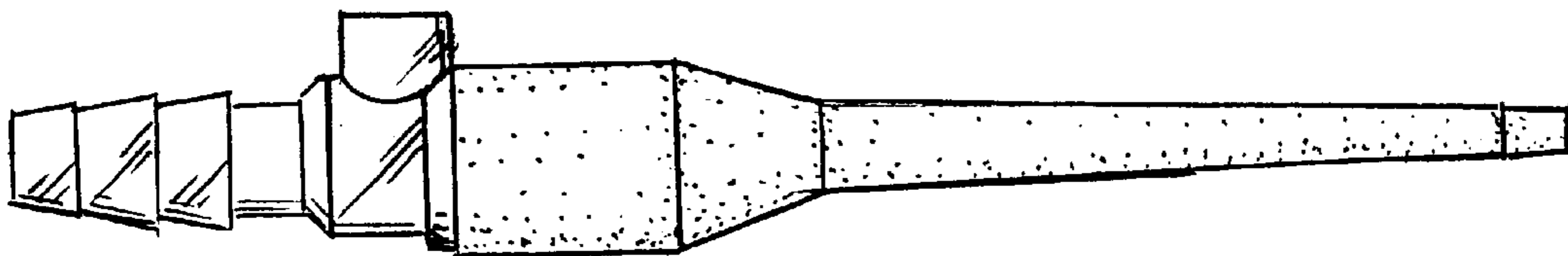
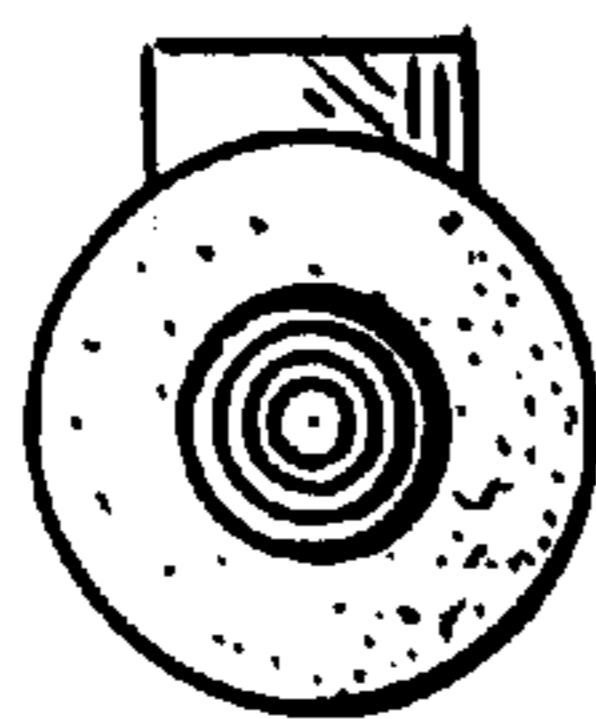


FIG. 4. REAR EL (FRONT SIMILAR SEEN IN FIG. 1.)



LFT. END

FIG. 5.



RT. END

FIG. 6.

