



US00D474266S

(12) **United States Design Patent**
Rotter et al.

(10) **Patent No.:** **US D474,266 S**

(45) **Date of Patent:** **** May 6, 2003**

(54) **AIR FILTER**

(75) Inventors: **Terrence M. Rotter**, Sheboygan Falls, WI (US); **Theodore E. Wehrman**, Sheboygan, WI (US); **Kevin G. Bonde**, Kiel, WI (US)

(73) Assignee: **Kohler Co.**, Kohler, WI (US)

(**) Term: **14 Years**

(21) Appl. No.: **29/164,204**

(22) Filed: **Jul. 18, 2002**

(51) **LOC (7) Cl.** **23-04**

(52) **U.S. Cl.** **D23/365**

(58) **Field of Search** D23/355, 364, D23/365; 210/499, 493.3; 55/497, 498

(56) **References Cited**

U.S. PATENT DOCUMENTS

4,617,122 A	10/1986	Kruse et al.	
4,834,784 A	5/1989	Bidanset	
4,838,909 A	6/1989	Bidanset	
D355,482 S	* 2/1995	Grigsby D23/365
5,556,441 A	9/1996	Courtwright et al.	
5,674,302 A	* 10/1997	Nakayama et al. 55/385.3
5,679,122 A	* 10/1997	Moll et al. 55/497

5,863,424 A	1/1999	Lee	
6,165,243 A	* 12/2000	Kawaguchi et al. 55/521
6,293,981 B1	9/2001	Holderle et al.	
6,395,049 B2	5/2002	Knodler et al.	
6,507,717 B2	* 1/2003	Kushida 55/497

* cited by examiner

Primary Examiner—Robin V. Taylor

(74) *Attorney, Agent, or Firm*—Quarles & Brady LLP

(57) **CLAIM**

The ornamental design for an air filter, as shown and described.

DESCRIPTION

FIG. 1 is a rear, left side perspective view of an air filter showing my new design;
 FIG. 2 is a rear plan view thereof;
 FIG. 3 is a bottom elevational view thereof;
 FIG. 4 is a top elevational view thereof;
 FIG. 5 is a right side elevational view thereof;
 FIG. 6 is a left side elevational view thereof; and,
 FIG. 7 is a front plan view thereof.

The broken line representations of items in FIGS. 1–7, are for purposes of illustration only, and form no part of the claimed design.

1 Claim, 3 Drawing Sheets

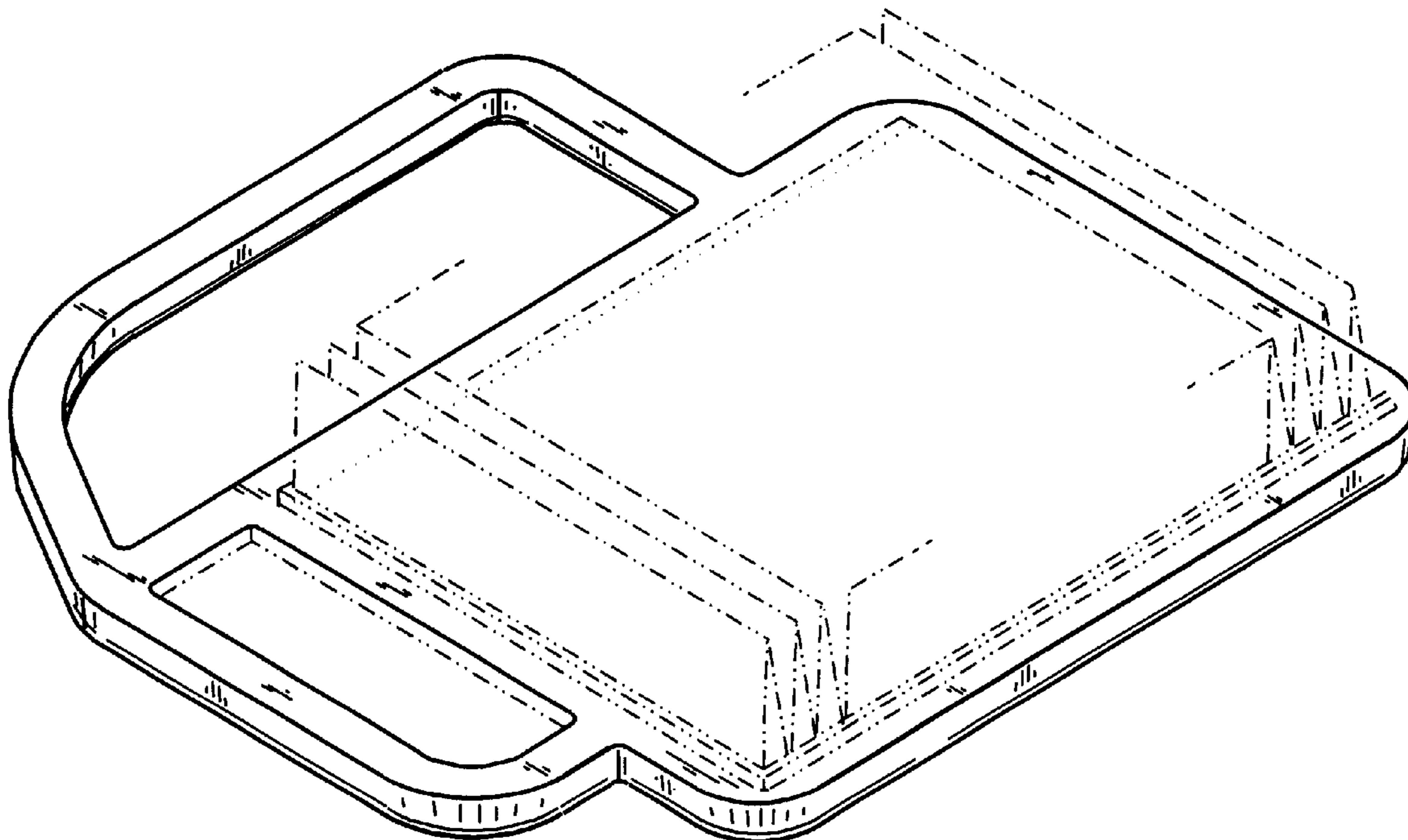


FIG. 1

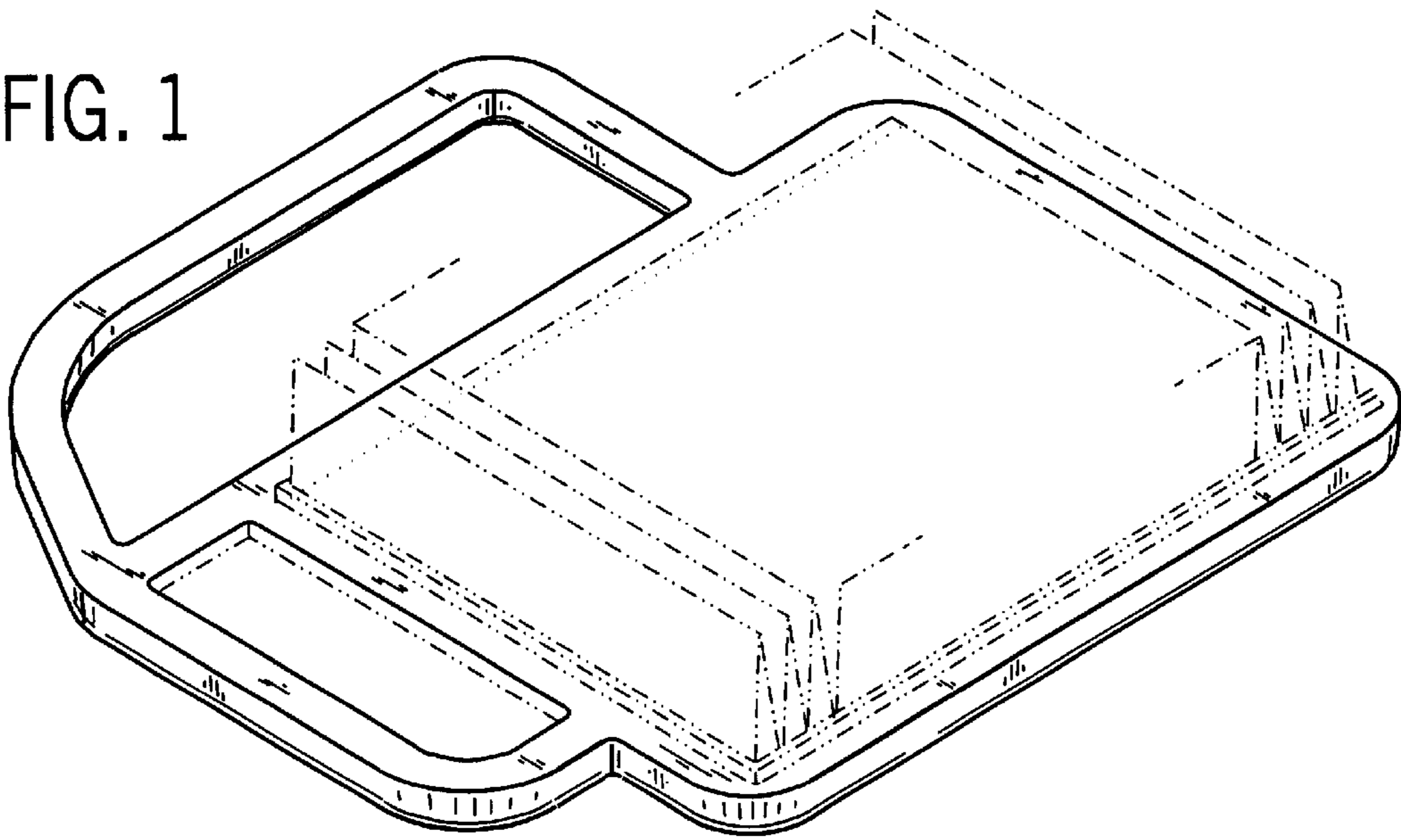
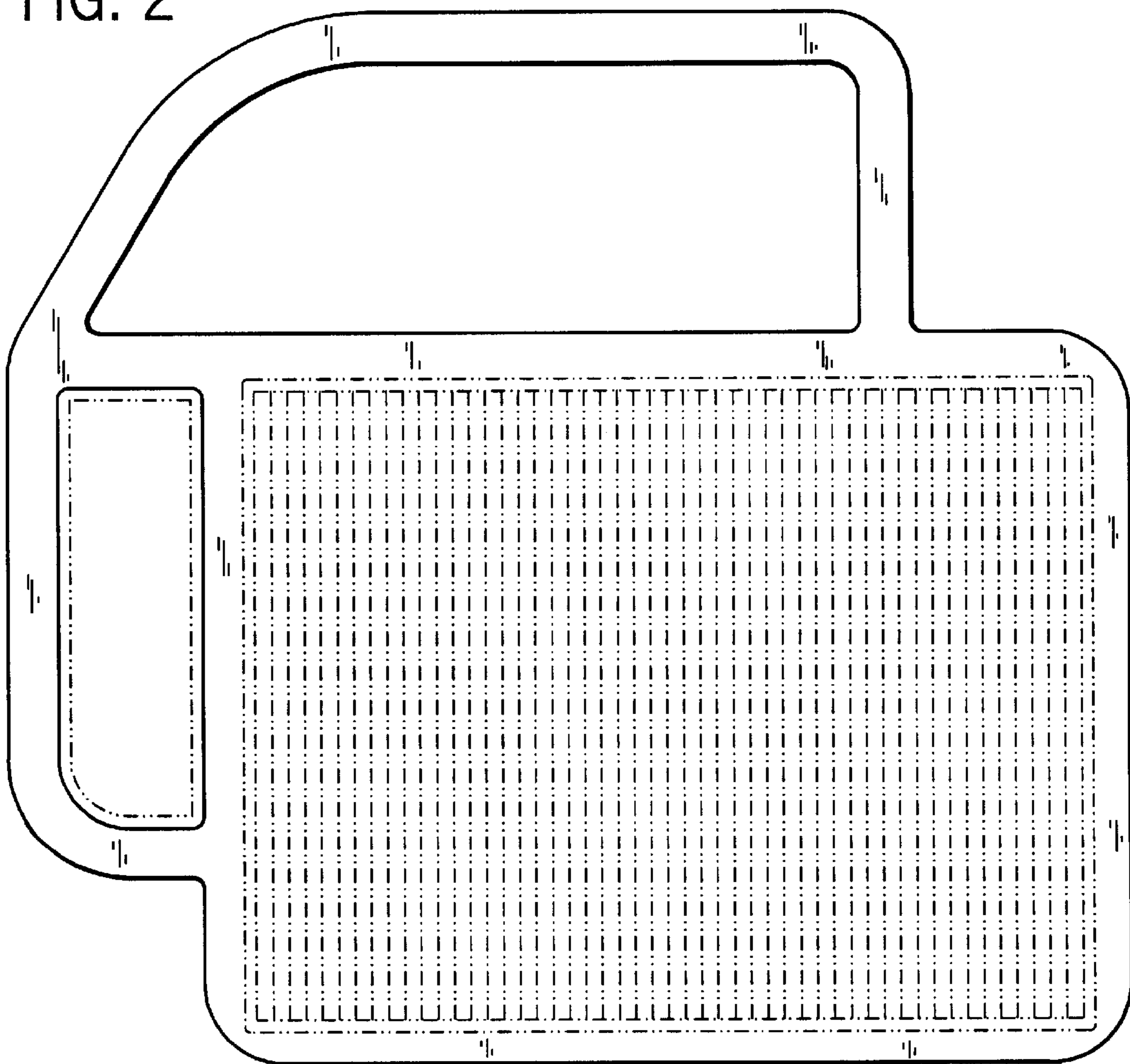


FIG. 2



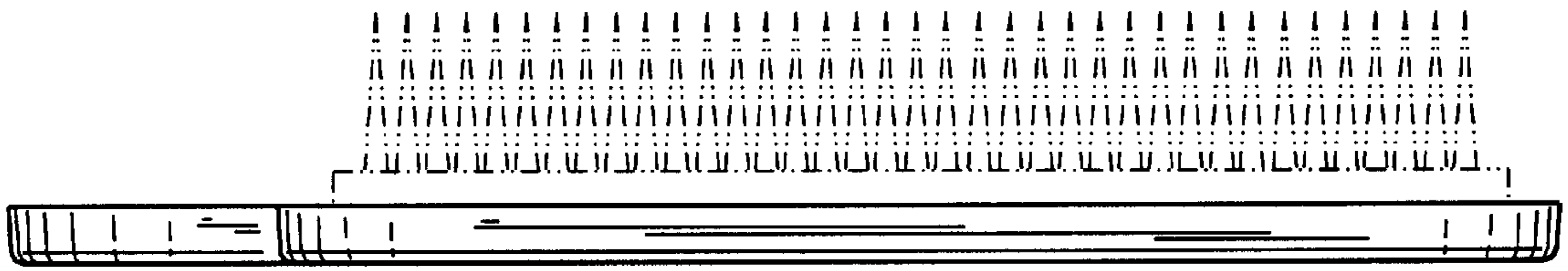


FIG. 3

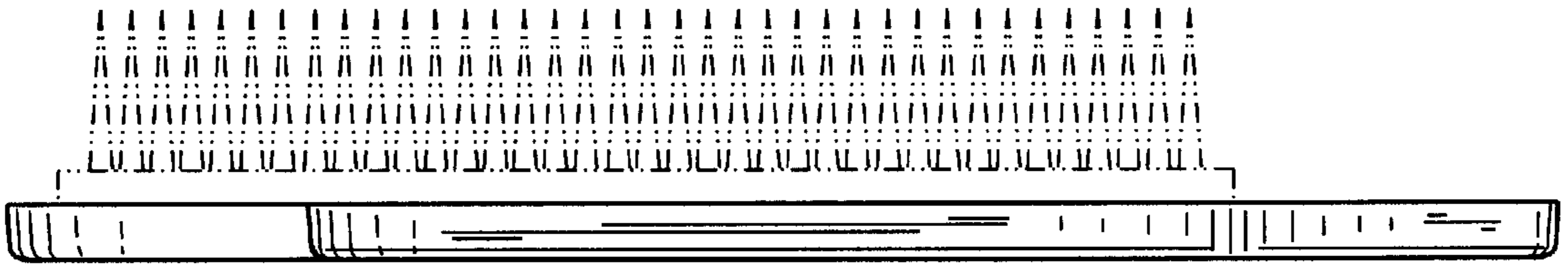


FIG. 4




FIG. 5




FIG. 6

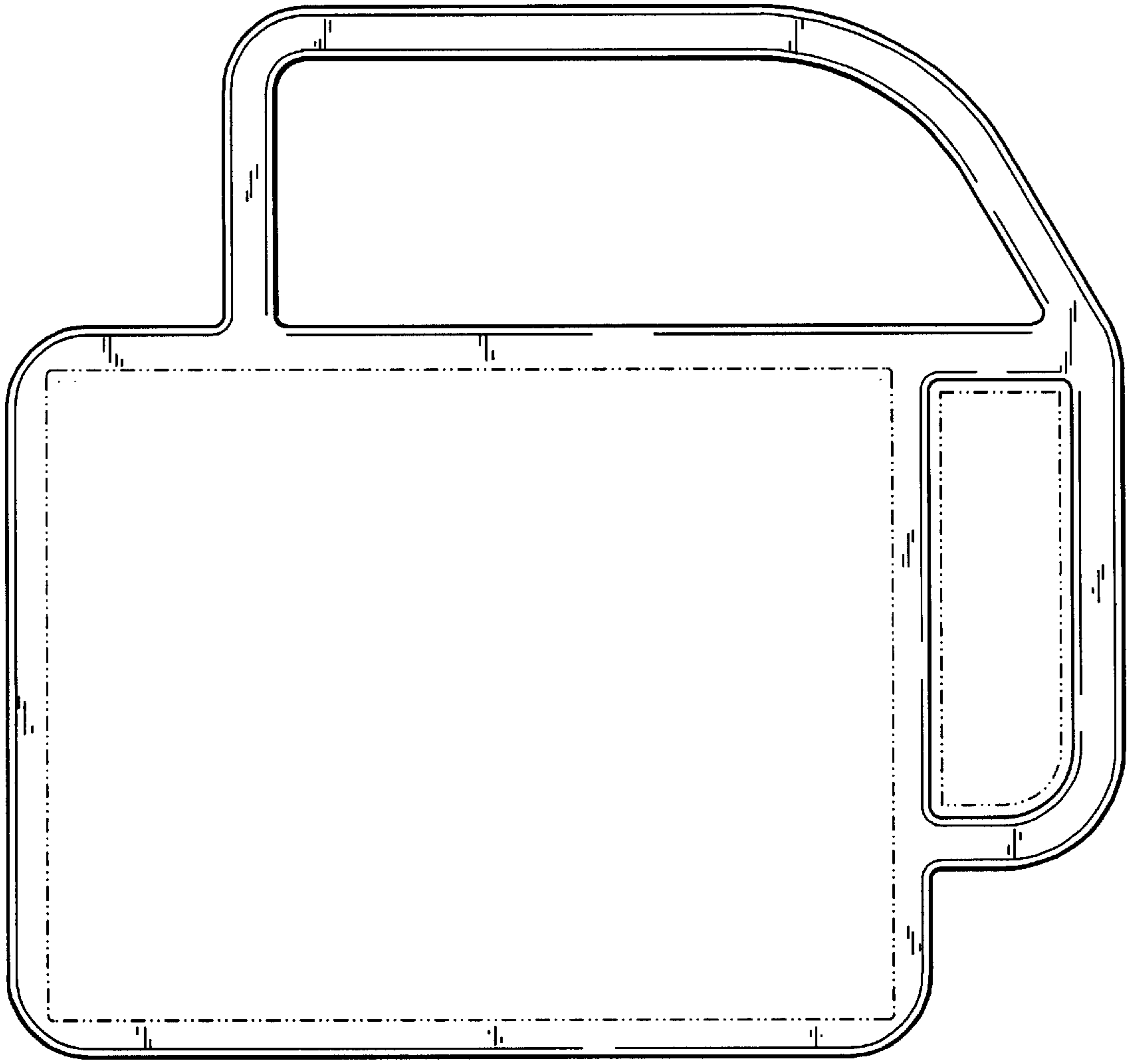


FIG. 7