



US00D474244S

(12) **United States Design Patent**
Trigg et al.

(10) **Patent No.:** **US D474,244 S**

(45) **Date of Patent:** **** May 6, 2003**

(54) **LOW PROFILE LOGO**

(75) Inventors: **Larry Trigg**, Santa Clara, CA (US);
Shiz Kobara, Foster City, CA (US);
Anthony Laidlaw, Boise, ID (US)

(73) Assignee: **Hewlett-Packard Development Company LP**, Houston, TX (US)

(**) Term: **14 Years**

(21) Appl. No.: **29/157,920**

(22) Filed: **Mar. 26, 2002**

(51) **LOC (7) Cl.** **20-03**

(52) **U.S. Cl.** **D20/10**

(58) **Field of Search** D20/10, 11, 13,
D20/15, 19, 20, 25, 29, 31, 32, 40, 41,
42, 99; 40/1, 218, 124.02, 124.04, 591,
593; D5/63; D11/116

(56) **References Cited**

PUBLICATIONS

“HP Invent” Trademark, Registration No. 2374422, Jul. 31, 2001, Owned by Hewlett-Packard Corporation.*

“HP” Trademark, Registration No. 2011590, Oct. 29, 1999, Owned by Hewlett-Packard Corporation.*

hp Laserjet 3300 series. Picture disclosing the 2D HP brand which is monochromatic. Webpage [online],[retrieved on Oct. 23, 2002] Retrieved from the Internet: < URL:http://h2022.www2.ph.com/busprod/overview/0,12512,series=66359^type=18972^categ...>.

* cited by examiner

Primary Examiner—Robert M. Spear

(57) **CLAIM**

The ornamental design for a low profile logo, as shown and described.

DESCRIPTION

FIG. 1 is a perspective view of a low profile logo showing our new design;

FIG. 2 is a top plan view thereof.

FIG. 3 is a bottom plan view thereof.

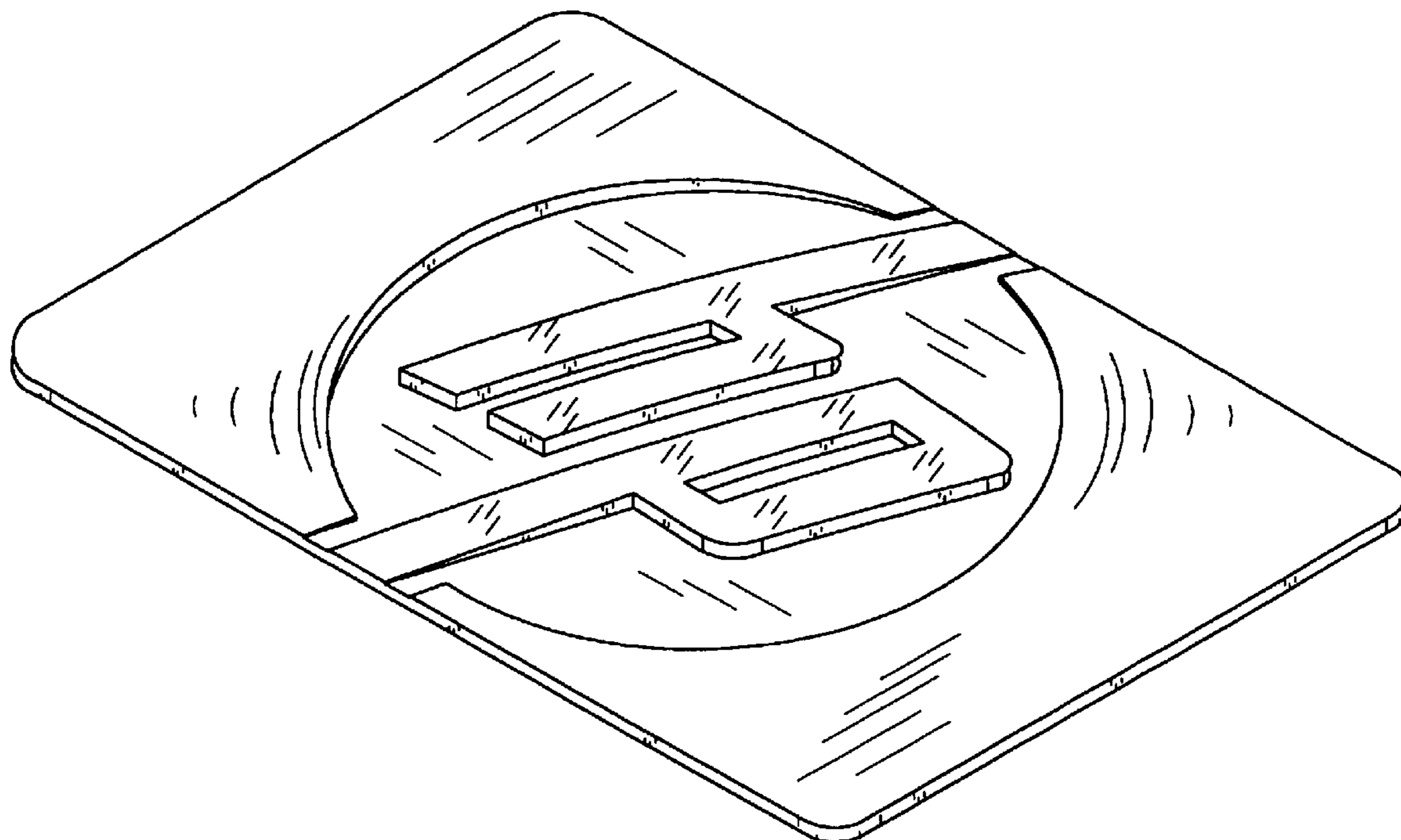
FIG. 4 is a left side elevational view thereof.

FIG. 5 is a right side elevational view thereof.

FIG. 6 is a front elevational view thereof; and,

FIG. 7 is a rear elevational view thereof.

1 Claim, 5 Drawing Sheets



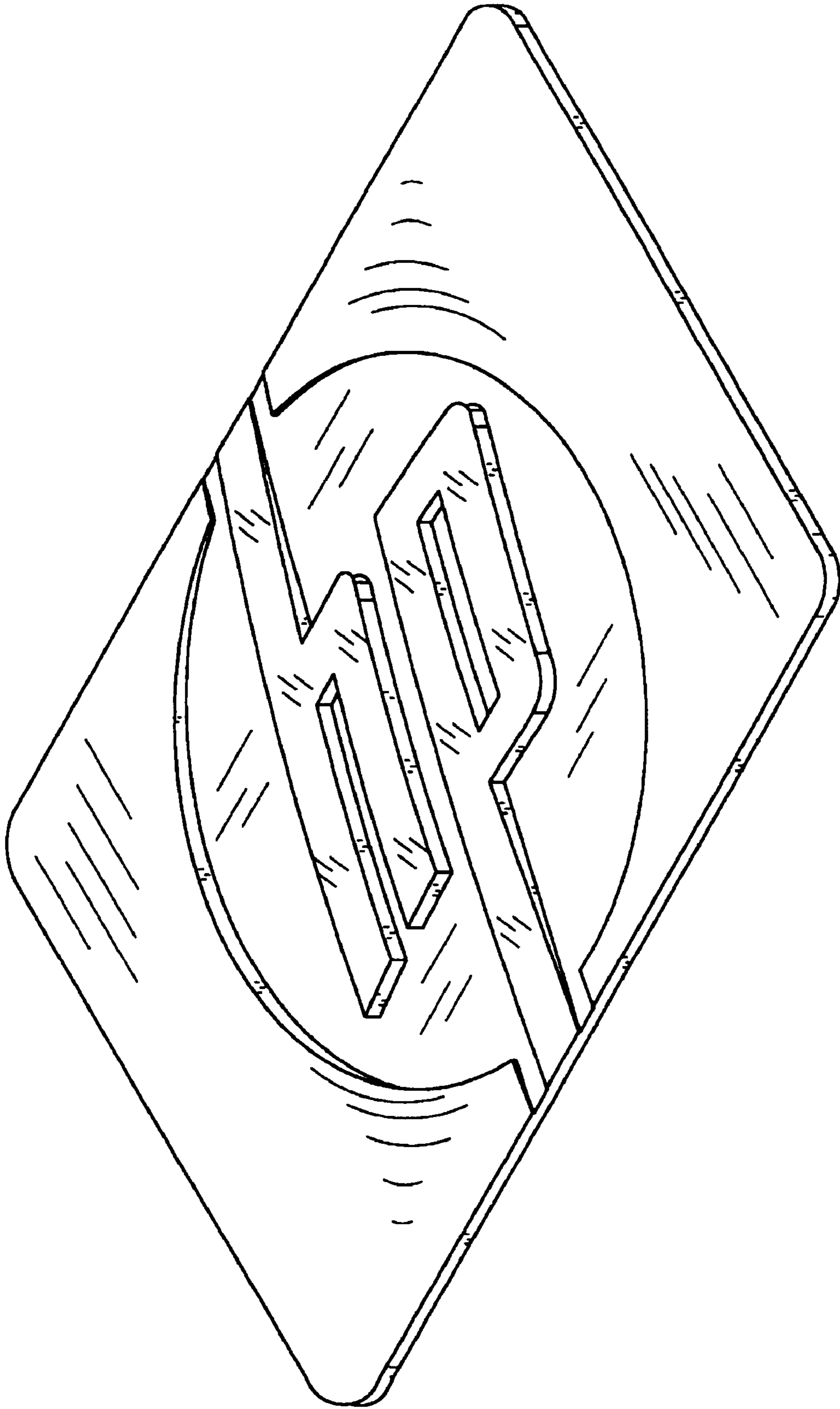


FIG. 1




FIG. 2

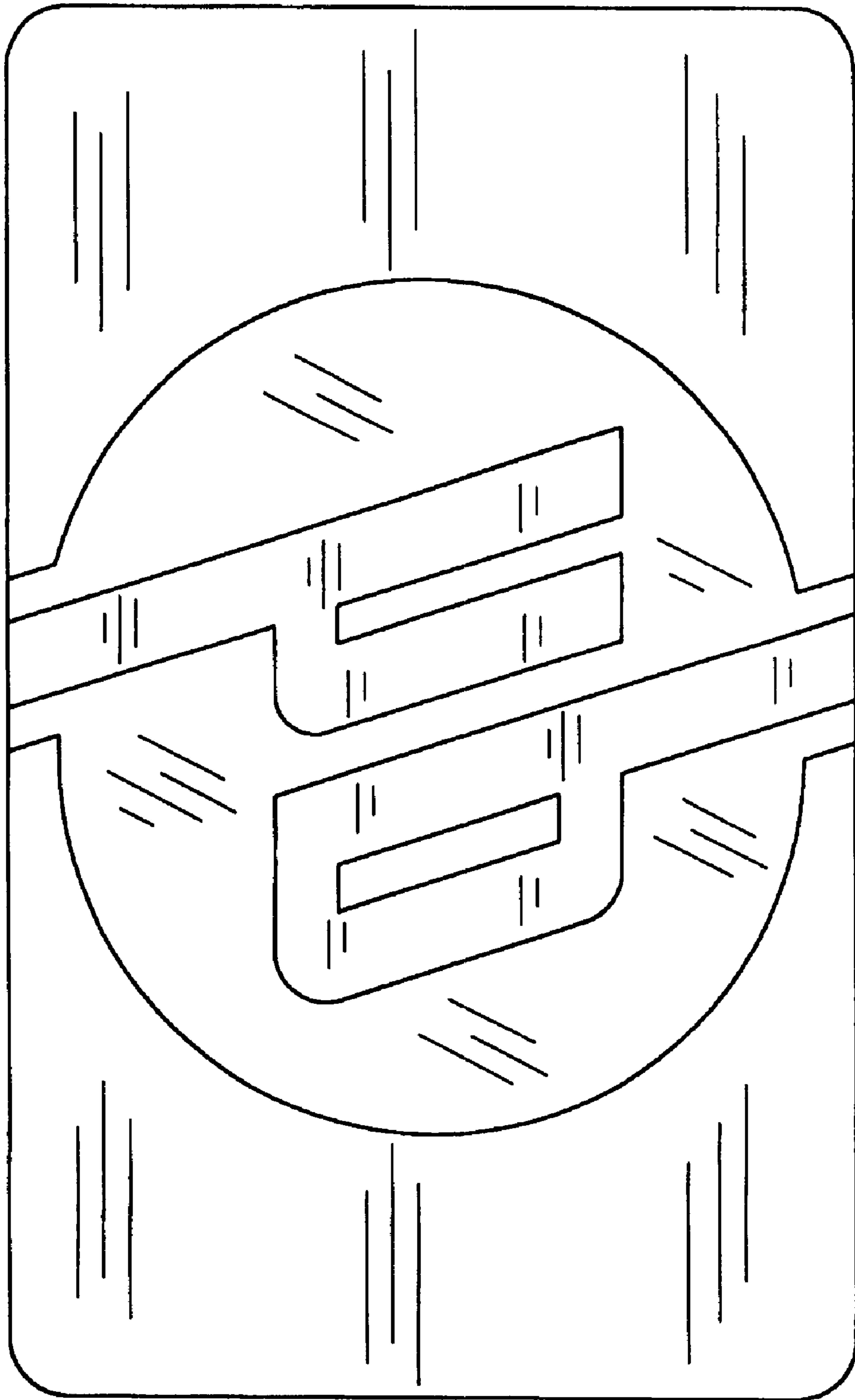


FIG. 3



FIG. 5



FIG. 4



FIG. 6



FIG. 7