



US00D474241S

(12) **United States Design Patent**
Hasegawa

(10) **Patent No.:** **US D474,241 S**

(45) **Date of Patent:** **** May 6, 2003**

(54) **BALL POINT PEN**

(75) **Inventor:** **Tsuyoshi Hasegawa, Tokyo (JP)**

(73) **Assignee:** **Tombow Pencil Co., Ltd., Tokyo (JP)**

(**) **Term:** **14 Years**

(21) **Appl. No.:** **29/162,184**

(22) **Filed:** **Jun. 12, 2002**

(30) **Foreign Application Priority Data**

Dec. 12, 2001 (JP) 2001-036547

(51) **LOC (7) Cl.** **19-06**

(52) **U.S. Cl.** **D19/51; D19/49; D19/55;**
D19/56

(58) **Field of Search** **D19/35, 36, 41-51,**
D19/53-58, 81-85; 401/99, 100, 101, 103-106,
107-110, 111-117, 209

(56) **References Cited**

U.S. PATENT DOCUMENTS

- D259,727 S * 6/1981 Zierhut D19/51
- D374,893 S * 10/1996 Yazawa D19/51
- D404,070 S * 1/1999 Hasegawa D19/51
- D444,499 S * 7/2001 Nakazawa D19/49

- D451,547 S * 12/2001 Nishida D19/48
- D452,526 S * 12/2001 Nishida D19/43
- D452,878 S * 1/2002 Candelora et al. D19/43
- D453,790 S * 2/2002 Tsuchikura D19/36
- D463,821 S * 10/2002 Nishida D19/47

* cited by examiner

Primary Examiner—Martie K. Holtje

(74) *Attorney, Agent, or Firm*—Birch, Stewart, Kolasch & Birch, LLP

(57) **CLAIM**

The ornamental design for a ball point pen, as shown and described.

DESCRIPTION

FIG. 1 is a front view of the ball point pen showing my new design;
 FIG. 2 is a right side view thereof, the left side being a mirror image of the right side;
 FIG. 3 is a rear view thereof;
 FIG. 4 is a perspective view thereof;
 FIG. 5 is a top view thereof;
 FIG. 6 is a bottom view thereof; and,
 FIG. 7 is a right side view similar to FIG. 2, but in a position during use with a tip in an advanced position.

1 Claim, 2 Drawing Sheets

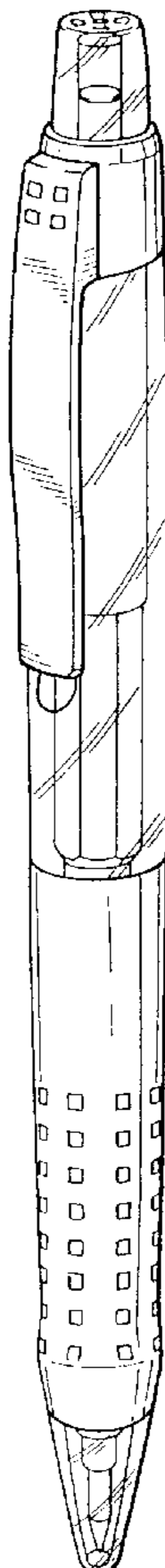


Fig. 4

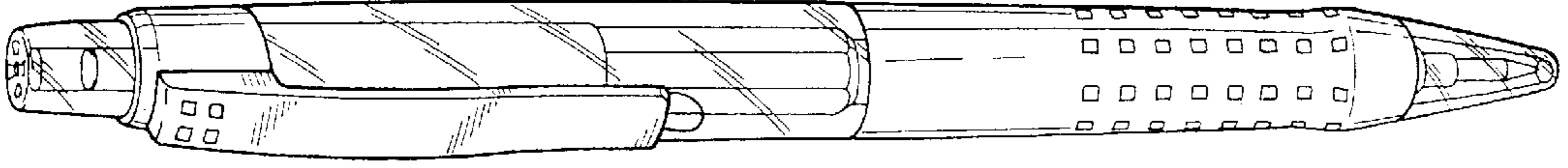


Fig. 3

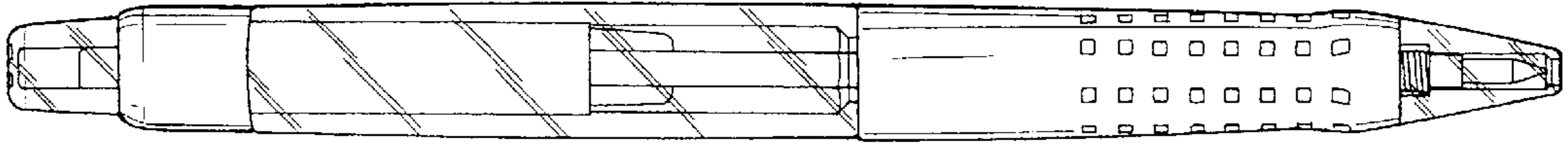


Fig. 2

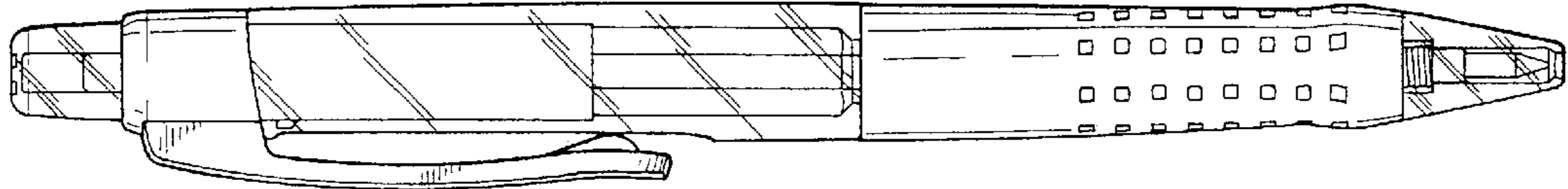


Fig. 1

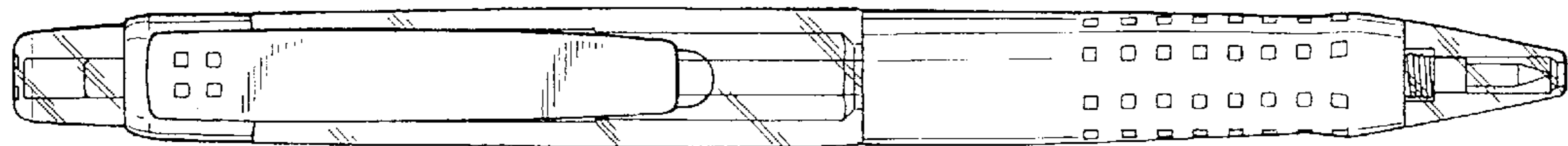


Fig. 5

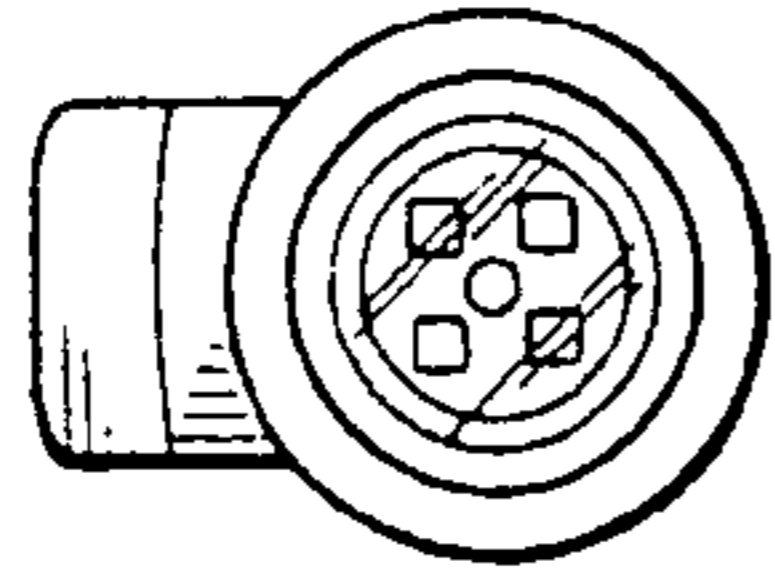


Fig. 6

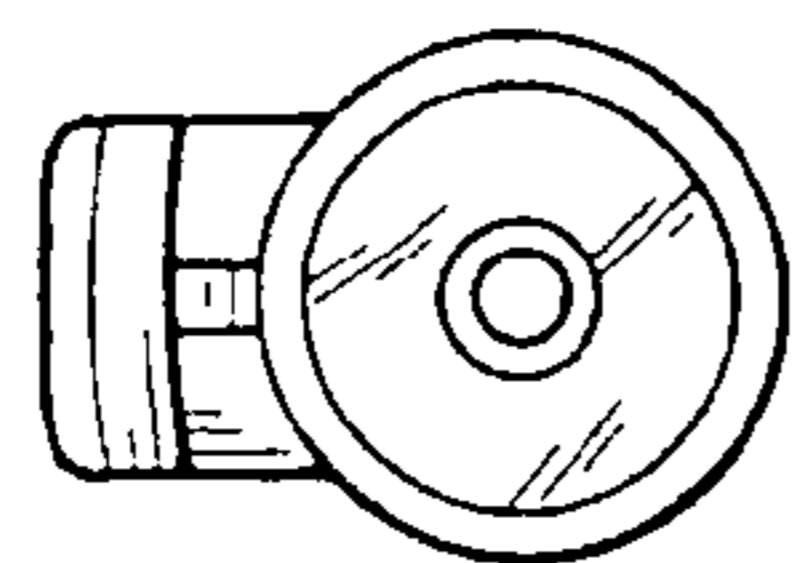


Fig. 7

