



US00D474240S

(12) **United States Design Patent**
Alderson

(10) **Patent No.:** **US D474,240 S**

(45) **Date of Patent:** **** May 6, 2003**

(54) **ANSWER PENCIL**

(74) *Attorney, Agent, or Firm*—John J. Murphey

(76) **Inventor:** **Richard W. Alderson**, 1122
Countrywood La., Vista, CA (US)
92083

(57) **CLAIM**

The ornamental design for an answer pencil, as shown and described.

(**) **Term:** **14 Years**

DESCRIPTION

(21) **Appl. No.:** **29/162,875**

FIG. 1 is a side elevation view of the answer pencil showing my new design;

(22) **Filed:** **Jun. 20, 2002**

FIG. 2 is another side elevation view of the answer pencil showing my new design rotated 60° from the view shown in FIG. 1;

(51) **LOC (7) Cl.** **19-06**

(52) **U.S. Cl.** **D19/49; D19/58**

(58) **Field of Search** D19/35, 36, 41–51,
D19/53–58, 81–85; 401/6, 7, 88, 49, 52,
55, 195, 68, 91, 96; 40/334, 335

FIG. 3 is another side elevation view of the answer pencil showing my new design rotated 120° from the view shown in FIG. 1;

(56) **References Cited**

U.S. PATENT DOCUMENTS

86,101	A	*	1/1869	Rechendorfer	401/52	X
847,579	A	*	3/1907	Jacobs	401/96	
D80,646	S	*	3/1930	Thomas et al.	D19/42	
1,856,463	A	*	5/1932	Bussey	40/335	
D106,459	S	*	10/1937	Sumi	D19/49	X
2,765,551	A	*	10/1956	Stanek	40/334	
2,767,496	A	*	10/1956	Kese et al.	40/335	
2,954,628	A	*	10/1960	Baldwin	40/334	X
3,462,868	A	*	8/1969	Arnett	40/335	X
6,062,753	A	*	5/2000	Hadtke et al.	401/6	
6,296,409	B1	*	10/2001	Cherry et al.	401/6	

FIG. 4 is another side elevation view of the answer pencil showing my new design rotated 180° from the view shown in FIG. 1;

FIG. 5 is another side elevation view of the answer pencil showing my new design rotated 240° from the view shown in FIG. 1;

FIG. 6 is another side elevation view of the answer pencil showing my new design rotated 300° from the view shown in FIG. 1;

FIG. 7 is a rear end view of the answer pencil showing my new design;

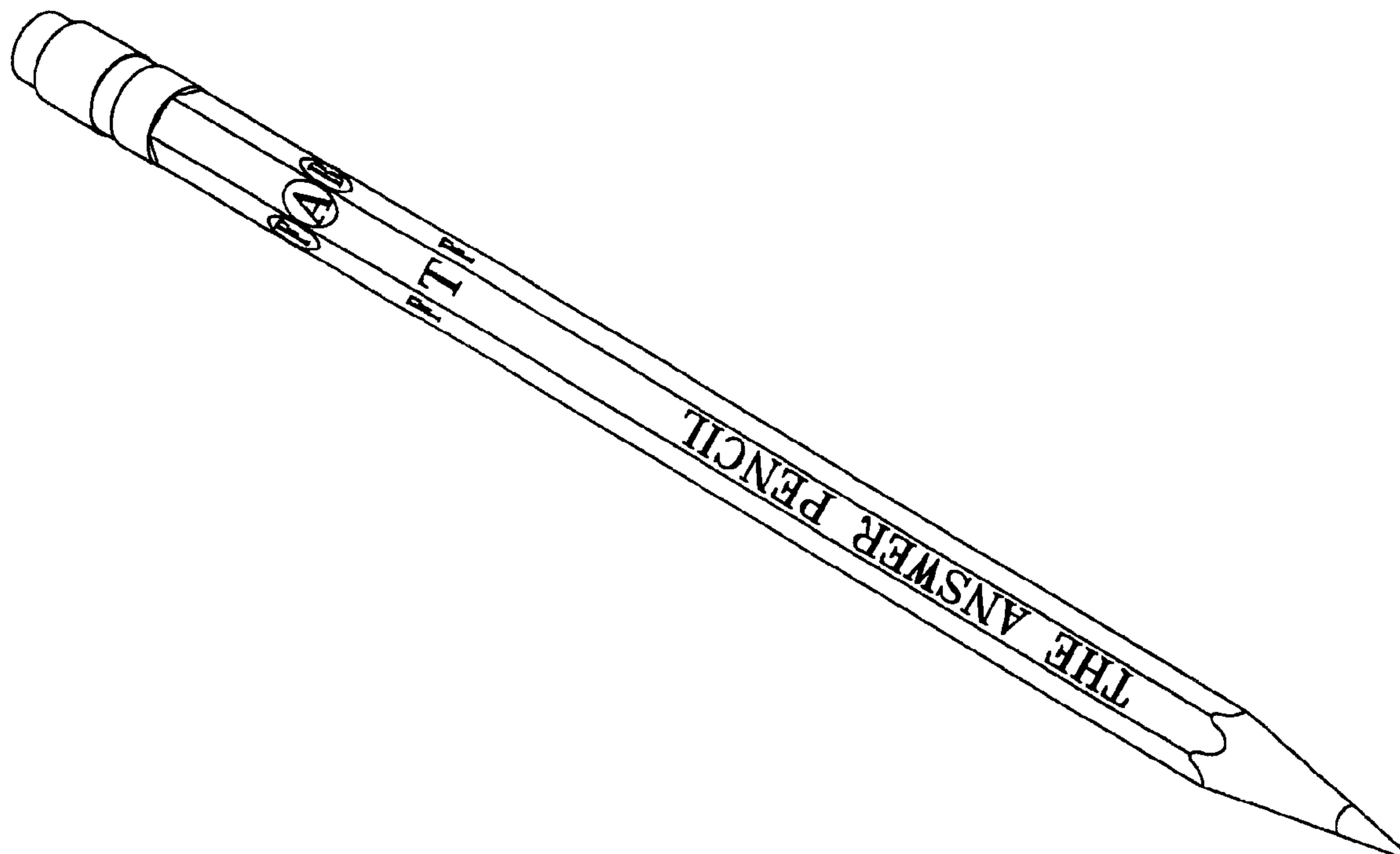
FIG. 8 is a front end view of the answer pencil showing my new design; and,

FIG. 9 is a prospective end view of the answer pencil showing my new design.

* cited by examiner

Primary Examiner—Martie K. Holtje

1 Claim, 2 Drawing Sheets






Figure 1




Figure 2




Figure 3




Figure 4




Figure 5




Figure 6



Figure 7

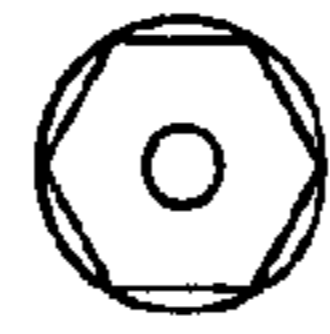


Figure 8

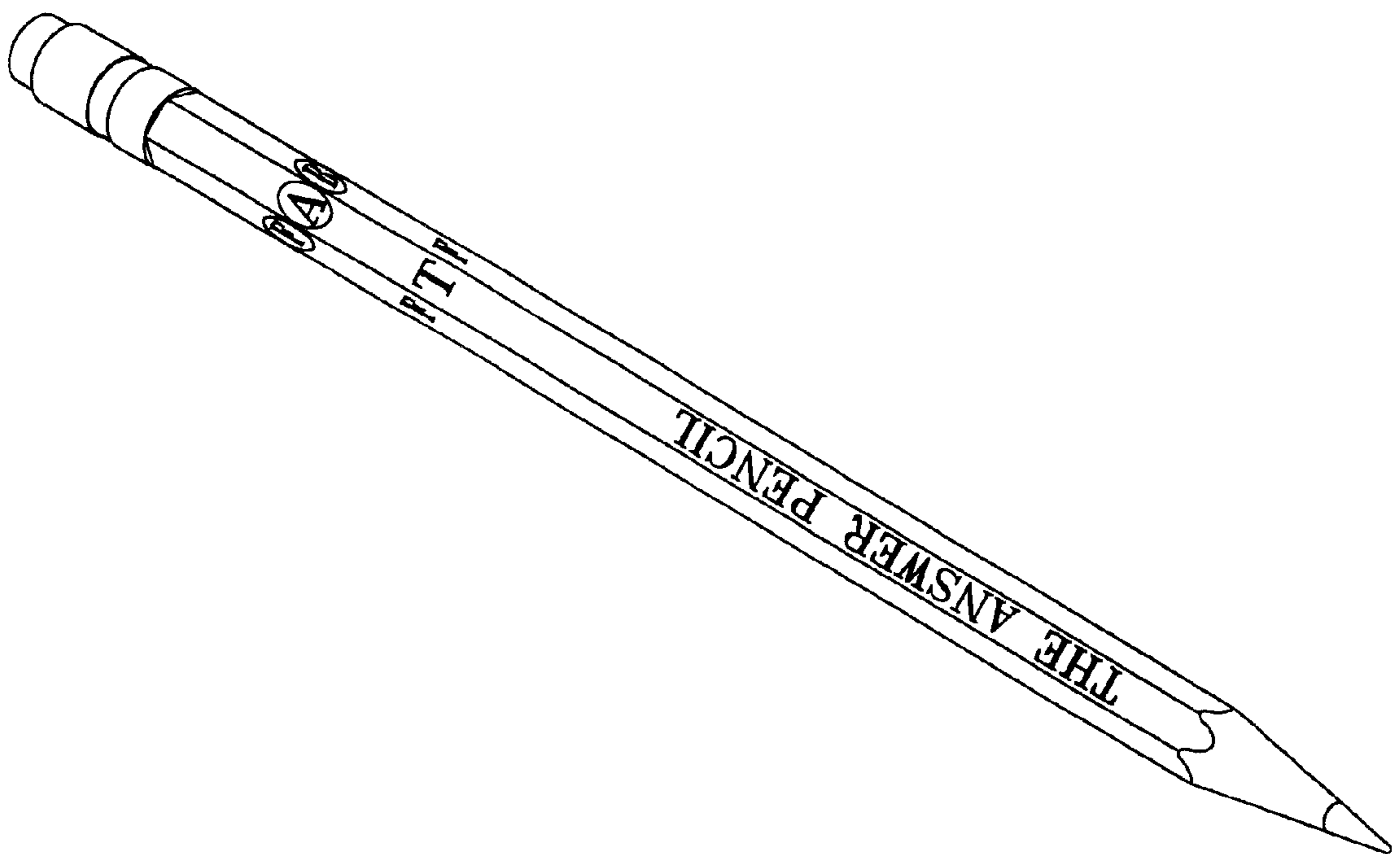


Figure 9