



US00D474227S

(12) **United States Design Patent**
Wilson

(10) **Patent No.:** **US D474,227 S**

(45) **Date of Patent:** **** May 6, 2003**

(54) **GUITAR**

(75) **Inventor:** **Kenneth H. Wilson**, 5043 English Creek Ave., Trlr. 57, Egg Harbor Township, NJ (US) 08234

(73) **Assignee:** **Kenneth H. Wilson**, Egg Harbor Township, NJ (US)

(**) **Term:** **14 Years**

(21) **Appl. No.:** **29/147,187**

(22) **Filed:** **Aug. 24, 2001**

(51) **LOC (7) Cl.** **17-03**

(52) **U.S. Cl.** **D17/14**

(58) **Field of Search** D17/14-15, 18-21, D17/24, 99; 84/9, 267, 290, 293-294, 297 R, 298, 299, 307, 314 R, 354

(56) **References Cited**

U.S. PATENT DOCUMENTS

3,955,461 A	5/1976	Ivie	
4,339,981 A	7/1982	Smith	
RE31,722 E	11/1984	Steinberger	
4,592,265 A	6/1986	Steinberger	
4,638,711 A	1/1987	Stroh	
4,674,389 A	6/1987	Fender	
4,763,555 A	8/1988	Minakuchi	
4,785,708 A	11/1988	Vaughan	
D302,435 S	7/1989	Pearse	
4,882,967 A	11/1989	Rose	
D309,674 S	8/1990	Gervase	
5,088,375 A	2/1992	Saijo	
5,127,300 A	7/1992	Silverman	
D338,221 S	* 8/1993	Beliger	D17/14
5,311,804 A	5/1994	Wilkinson	
D350,557 S	* 9/1994	Woods	D17/14

D351,181 S	10/1994	Whiteside	
D356,592 S	* 3/1995	Huskey	D17/14
5,522,298 A	6/1996	Schaller	
5,649,634 A	7/1997	Irizarry	
5,651,468 A	7/1997	Irizarry	
5,796,021 A	8/1998	Longshore	
5,905,217 A	5/1999	Byers	
D410,669 S	6/1999	Hamre	
5,986,192 A	11/1999	Wingfield	
6,034,308 A	3/2000	Little	
6,137,039 A	10/2000	Rose	
D442,208 S	* 5/2001	Shafer	D17/14

OTHER PUBLICATIONS

Our World; Model z; Oct. 30, 2000, <http://ourworld.com-puter.com>, Klein electric Information; Oct. 30, 2000, www.Kleinelectricguitars.com, (7 pages).

* cited by examiner

Primary Examiner—Ruth McInroy

(74) *Attorney, Agent, or Firm*—Anthony L. Birch

(57) **CLAIM**

The ornamental design for a guitar, as shown.

DESCRIPTION

FIG. 1 is a front elevational view of a guitar showing my new design.

FIG. 2 is a rear elevational view of the guitar of FIG. 1;

FIG. 3 is a right end view of the guitar of FIG. 1;

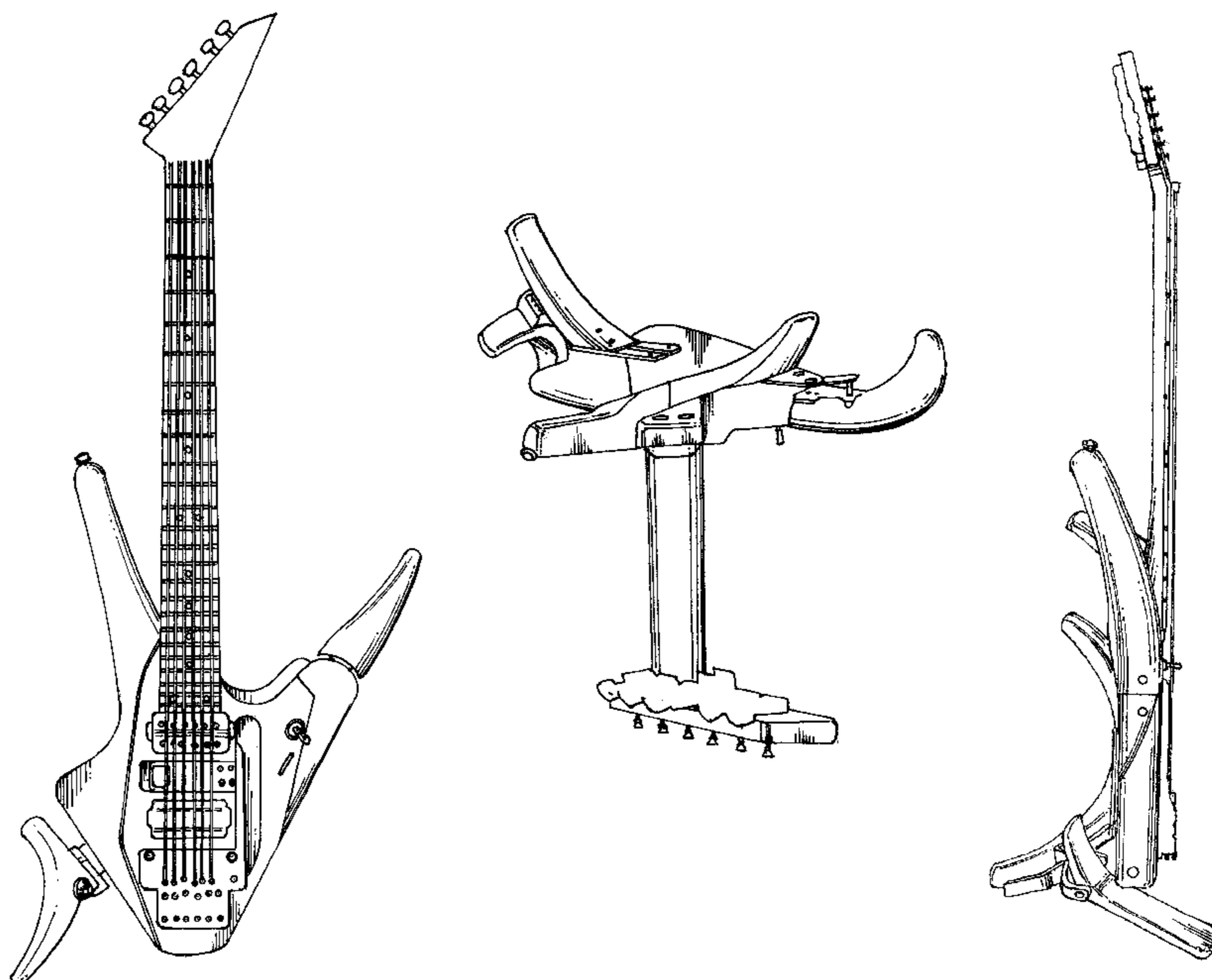
FIG. 4 is a left end view of the guitar of FIG. 1;

FIG. 5 is a top plan view of the guitar of FIG. 1; and,

FIG. 6 is a bottom plan view of the guitar of FIG. 1.

The portions of the guitar not shown in the drawings or described in the specification form no part of the claimed invention.

1 Claim, 3 Drawing Sheets



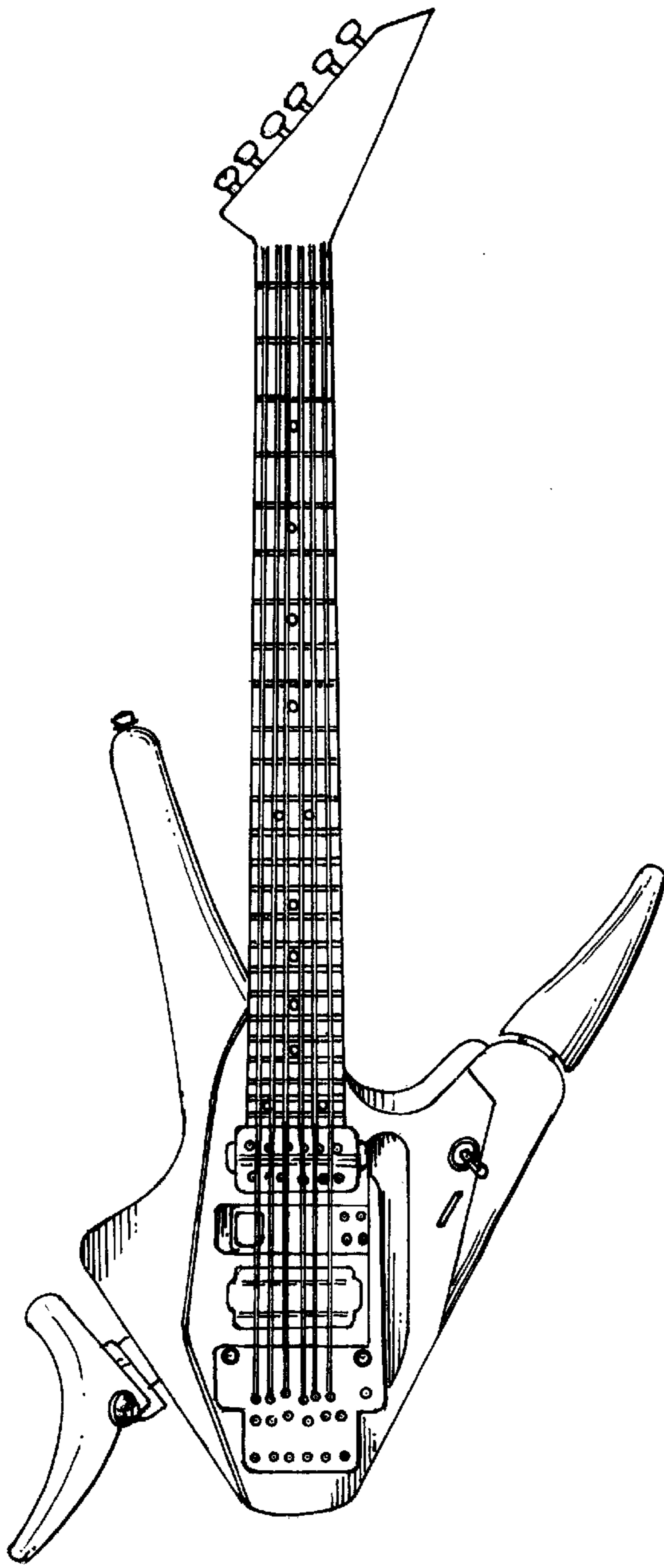


FIG. 1

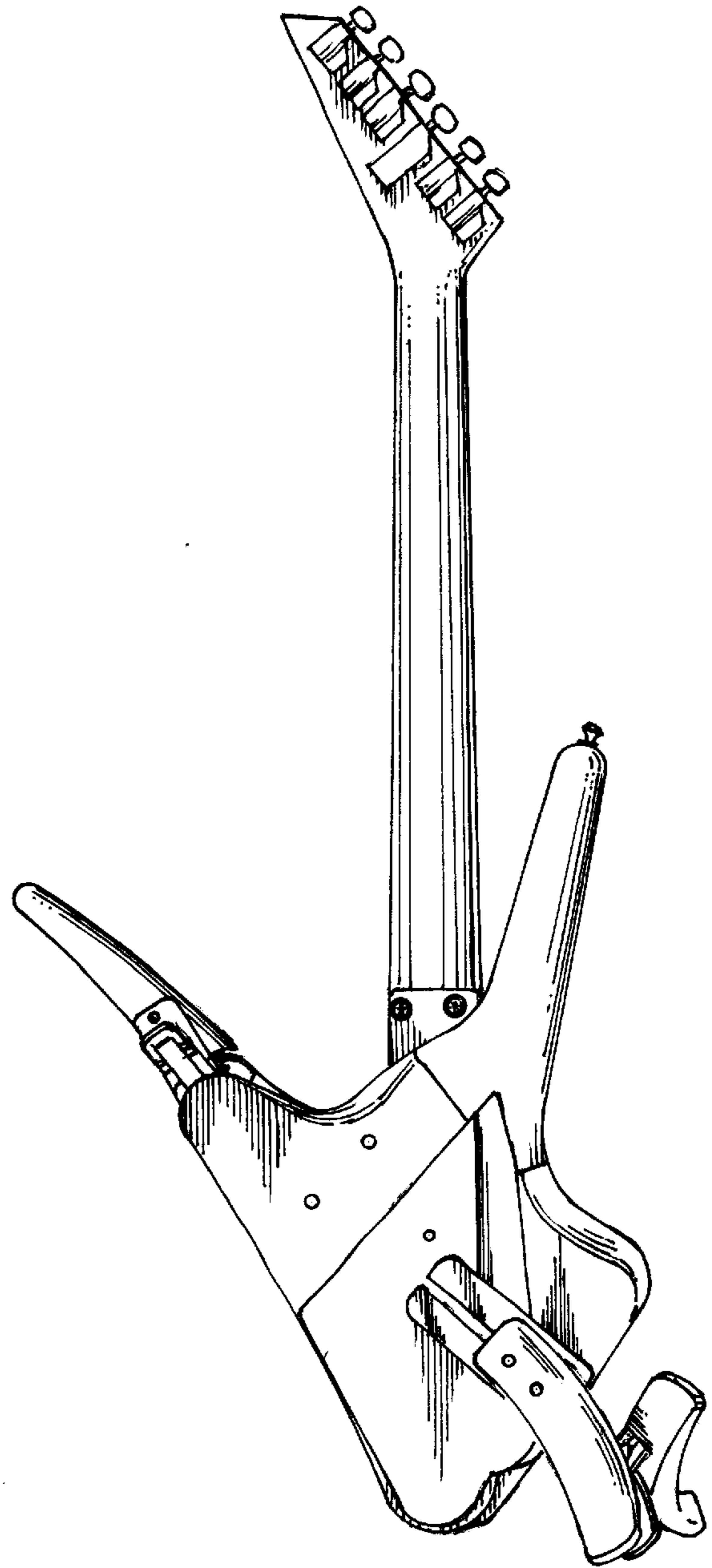


FIG. 2

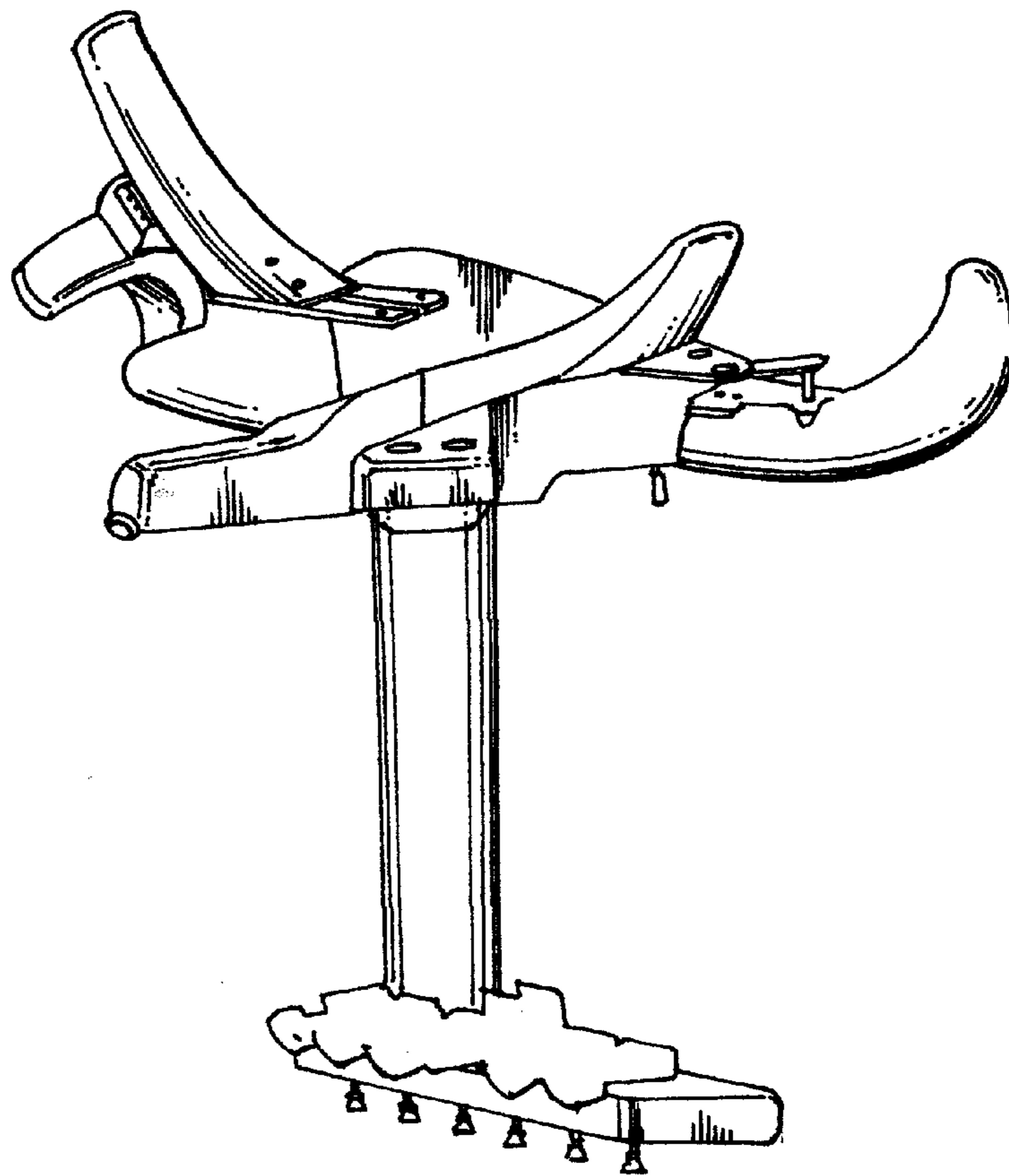


FIG. 3

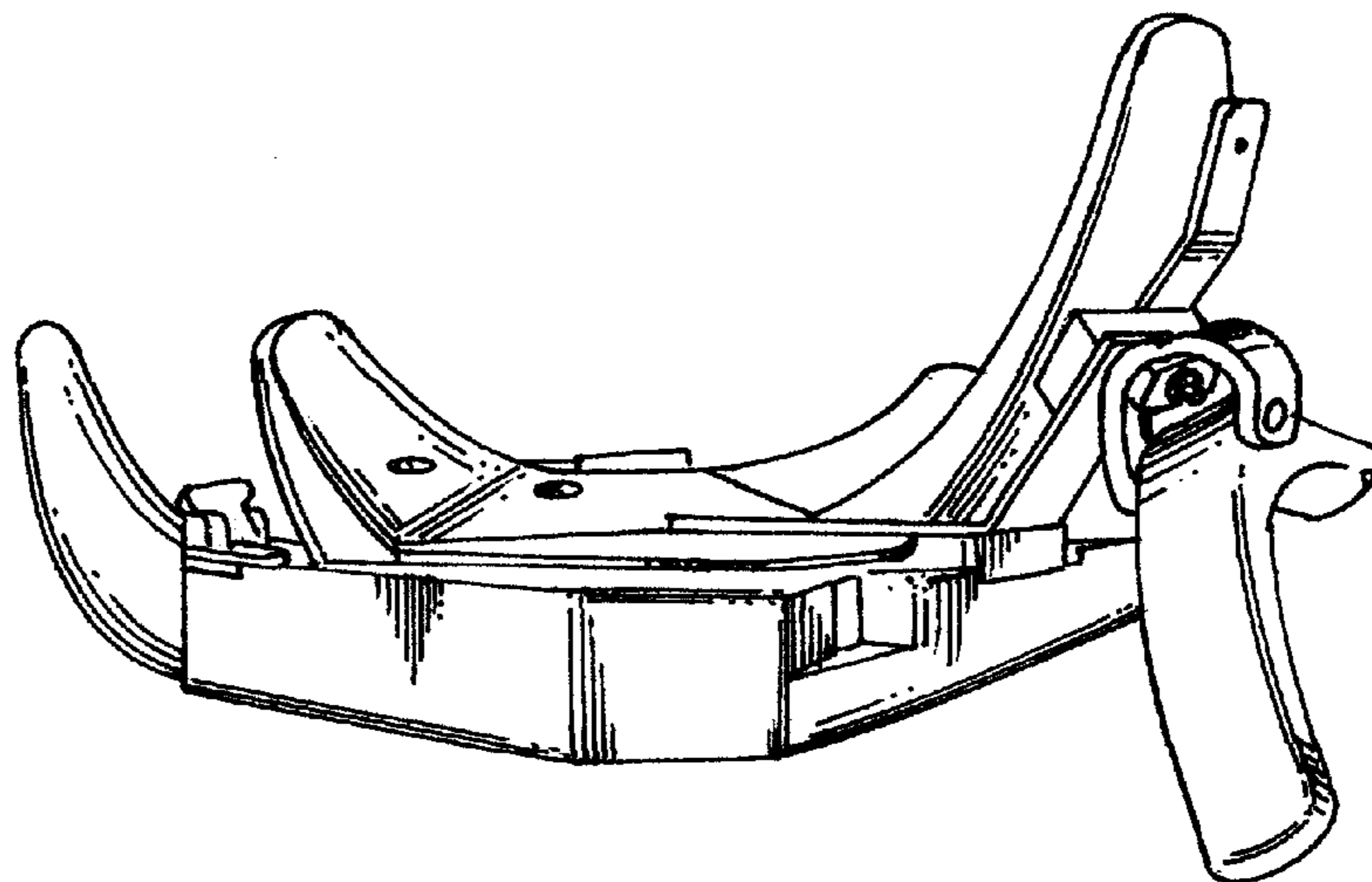


FIG. 4

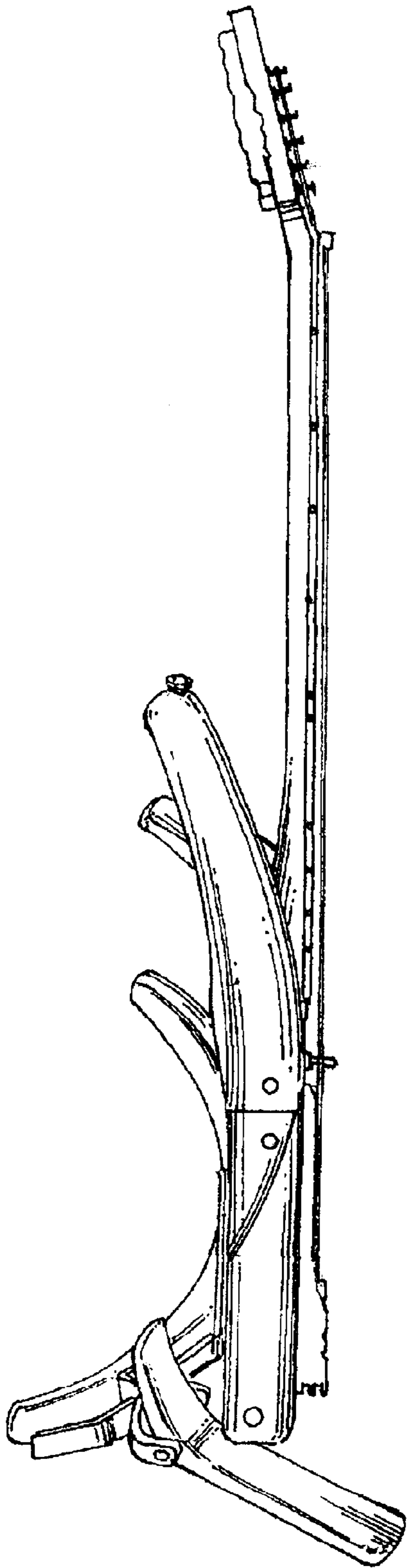


FIG. 5




FIG. 6