



US00D474224S

(12) **United States Design Patent**
Chen

(10) **Patent No.:** **US D474,224 S**

(45) **Date of Patent:** **** May 6, 2003**

(54) **PAIR OF EYEGLASSES**

(76) Inventor: **Ward Chen**, 632 New York Dr.,
Pomona, CA (US) 91768

(**) Term: **14 Years**

(21) Appl. No.: **29/161,186**

(22) Filed: **May 23, 2002**

(51) **LOC (7) Cl.** **16-06**

(52) **U.S. Cl.** **D16/315; D16/335**

(58) **Field of Search** **D16/300-330,**
D16/335; D29/109, 110; 351/41, 44, 51,
52, 103-109, 158; 2/447, 448

(56) **References Cited**

U.S. PATENT DOCUMENTS

5,459,533 A	*	10/1995	McCooye et al.	351/41
D379,633 S	*	6/1997	Garneau	D16/335
D421,765 S	*	3/2000	Hsu	D16/326
6,132,041 A	*	10/2000	Lin	351/106
D447,764 S	*	9/2001	Chen	D16/314
D453,783 S	*	2/2002	Ho	D16/314
D454,580 S	*	3/2002	Wolfe	D16/315
D456,833 S	*	5/2002	Chen	D16/315

OTHER PUBLICATIONS

Sunglass Hut, p. 2, Summer 2000.*

* cited by examiner

Primary Examiner—Raphael Barkai

(74) *Attorney, Agent, or Firm*—Joe Nieh

(57) **CLAIM**

The ornamental design for a pair of eyeglasses, as shown and described.

DESCRIPTION

FIG. 1 is a perspective view of the pair of eyeglasses showing my new design;

FIG. 2 is a front view thereof;

FIG. 3 is a rear view thereof;

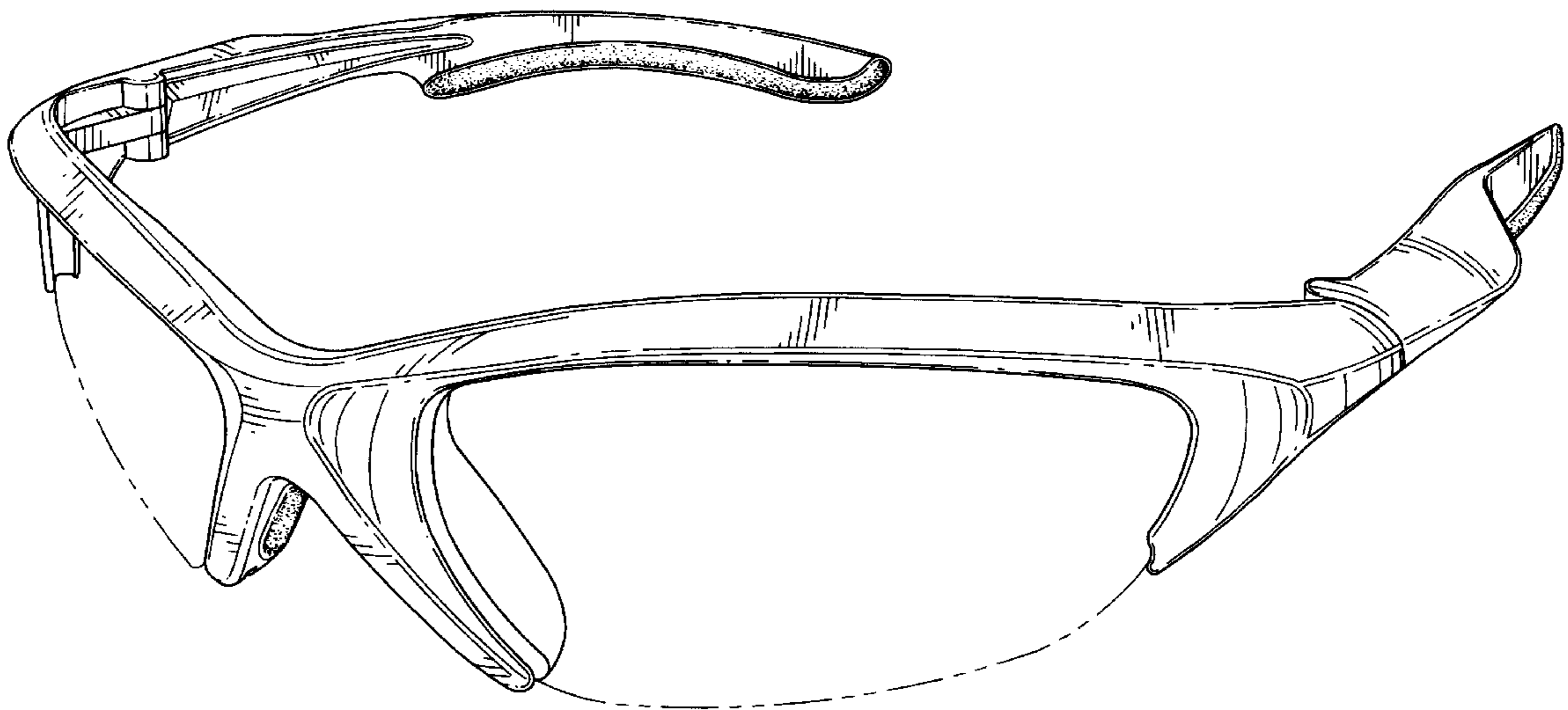
FIG. 4 is a right side view thereof, the left side being a mirror image;

FIG. 5 is a top view thereof; and,

FIG. 6 is a bottom view thereof.

The broken lines shown in FIG. 1 is for illustrative purposes only and form no part of the claimed design.

1 Claim, 3 Drawing Sheets



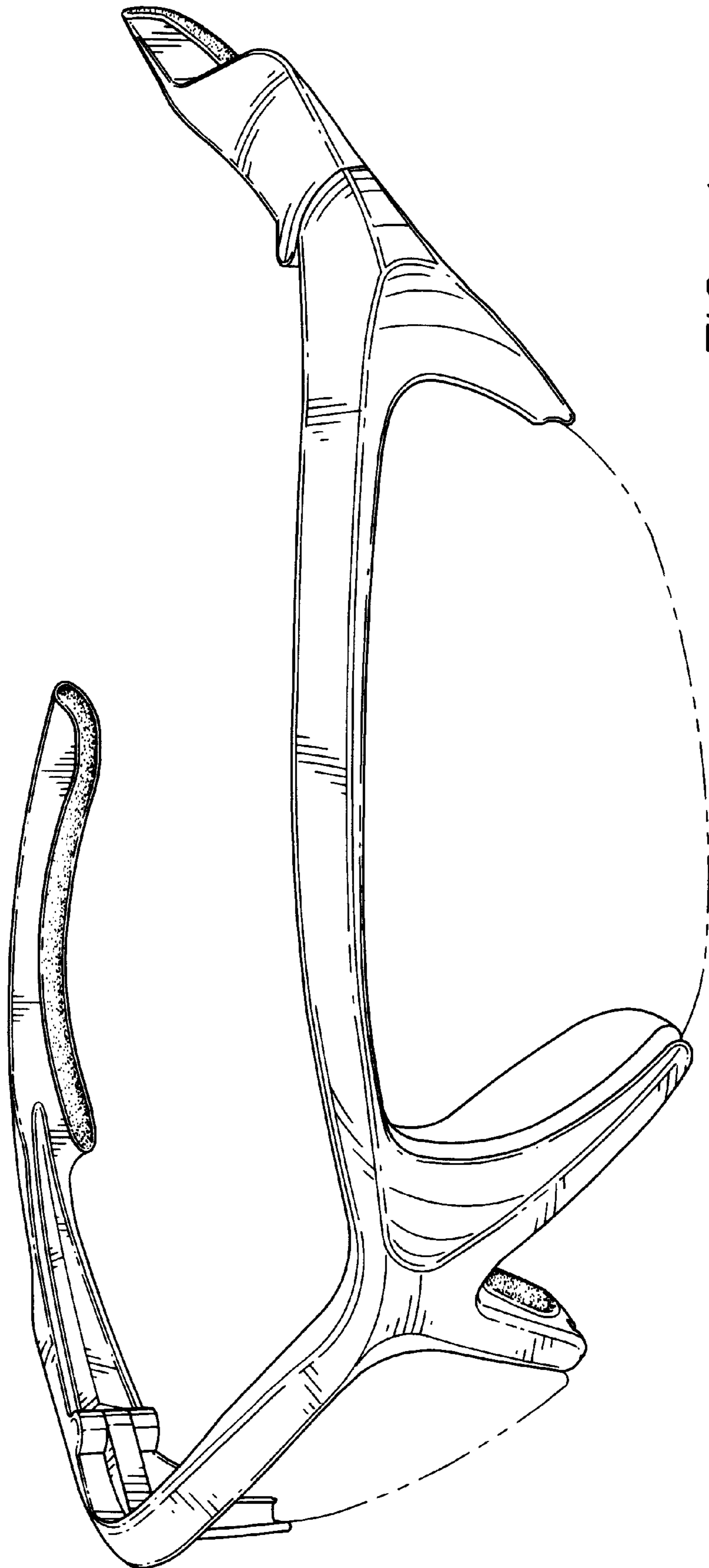


FIG. 1

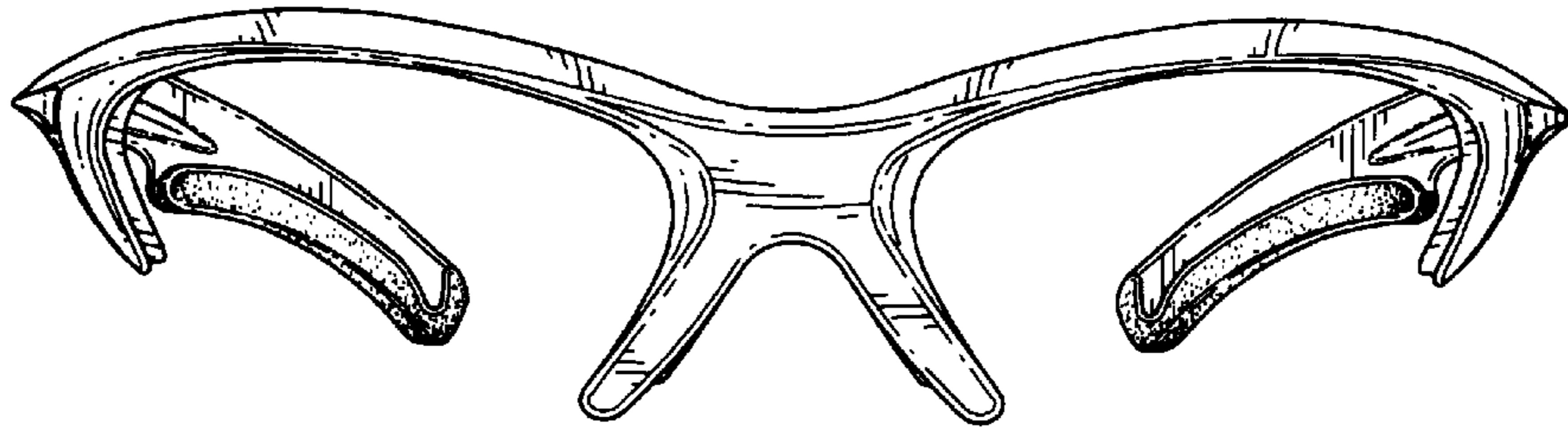


FIG. 2

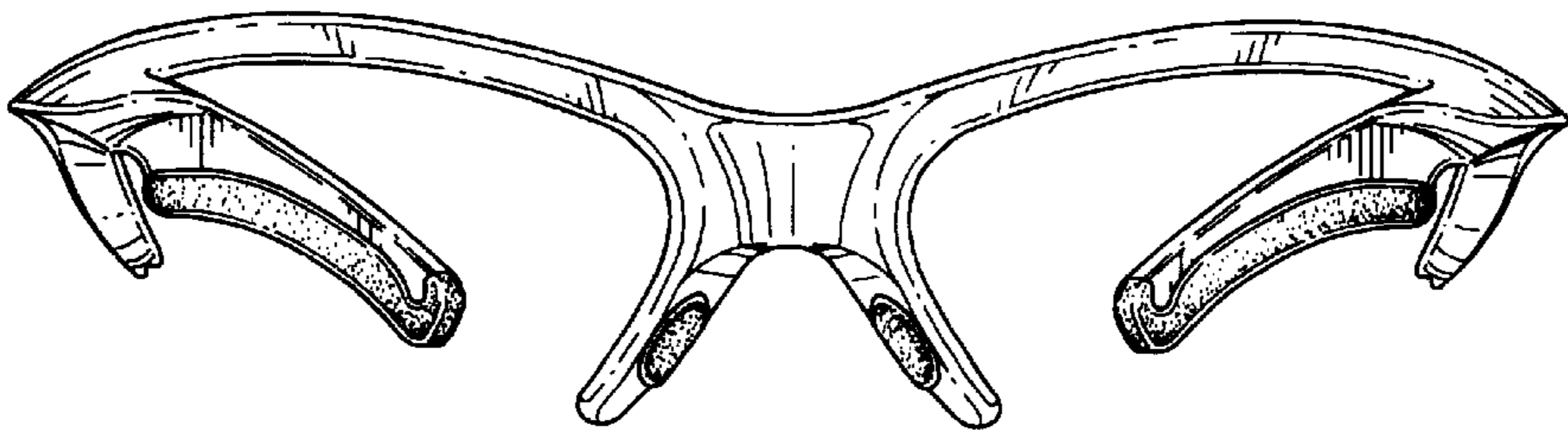


FIG. 3

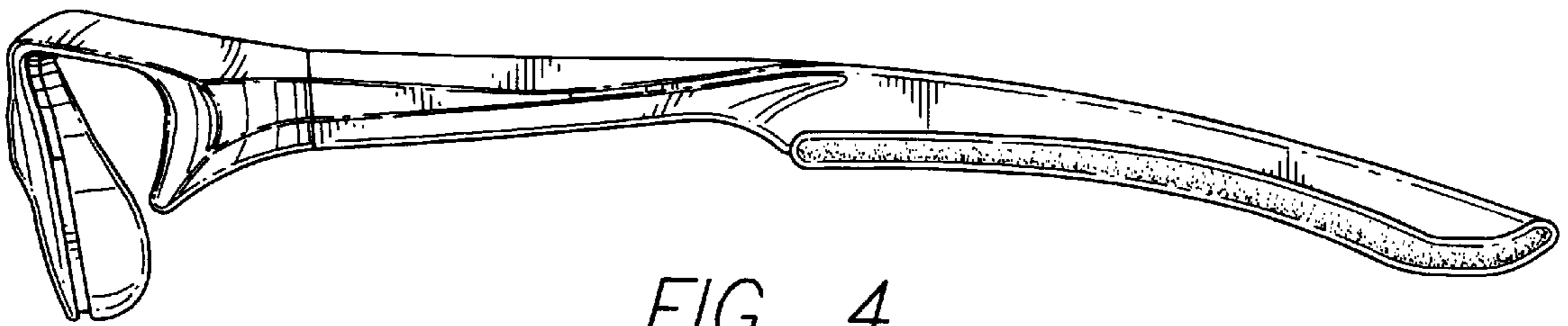


FIG. 4

