



US00D474222S

(12) **United States Design Patent**  
**Chen**

(10) **Patent No.:** **US D474,222 S**

(45) **Date of Patent:** **\*\* May 6, 2003**

(54) **PAIR OF EYEGLASSES**

(76) **Inventor:** **Ward Chen**, 632 New York Dr.,  
Pomona, CA (US) 91768

(\*\*) **Term:** **14 Years**

(21) **Appl. No.:** **29/159,772**

(22) **Filed:** **Apr. 26, 2002**

(51) **LOC (7) Cl.** ..... **16-06**

(52) **U.S. Cl.** ..... **D16/315**

(58) **Field of Search** ..... D16/101, 300-330,  
D16/335; D29/109, 110; 351/41, 44, 51,  
52, 103, 106, 109, 111, 158; 2/447, 448

(56) **References Cited**

**U.S. PATENT DOCUMENTS**

- D405,816 S \* 2/1999 Crestin-Billet ..... D16/315
- 6,196,681 B1 \* 3/2001 Canavan ..... 351/106
- D445,442 S \* 7/2001 Lee ..... D16/315
- D447,505 S \* 9/2001 Lane ..... D16/315

D447,506 S \* 9/2001 Lane ..... D16/315

D448,398 S \* 9/2001 Lane ..... D16/315

D451,534 S \* 12/2001 Chiou ..... D16/330

\* cited by examiner

*Primary Examiner*—Raphael Barkai

(74) *Attorney, Agent, or Firm*—Joe Nieh

(57) **CLAIM**

The ornamental design for a pair of eyeglasses, as shown and described.

**DESCRIPTION**

FIG. 1 is a perspective view of the eyeglasses showing my new design;

FIG. 2 is a front view thereof;

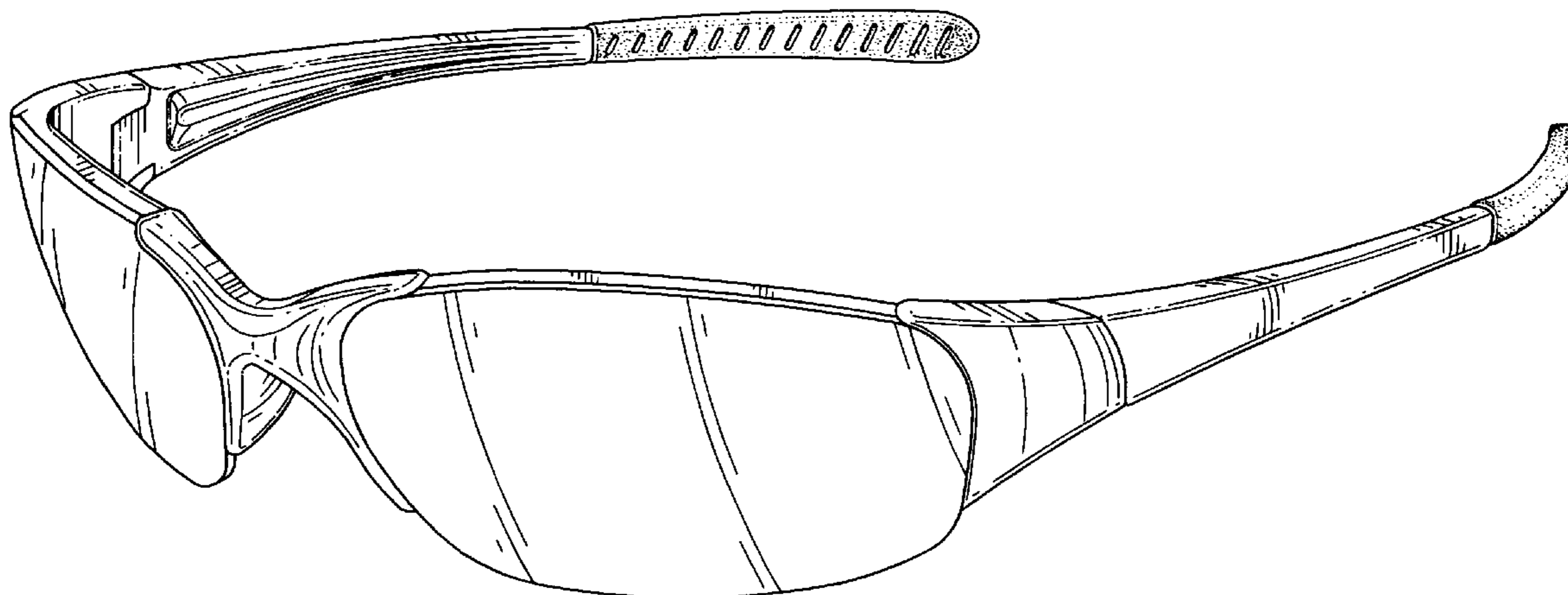
FIG. 3 is a rear view thereof;

FIG. 4 is a right side view thereof, the left side being a mirror image;

FIG. 5 is a top view thereof; and,

FIG. 6 is a bottom view thereof.

**1 Claim, 3 Drawing Sheets**



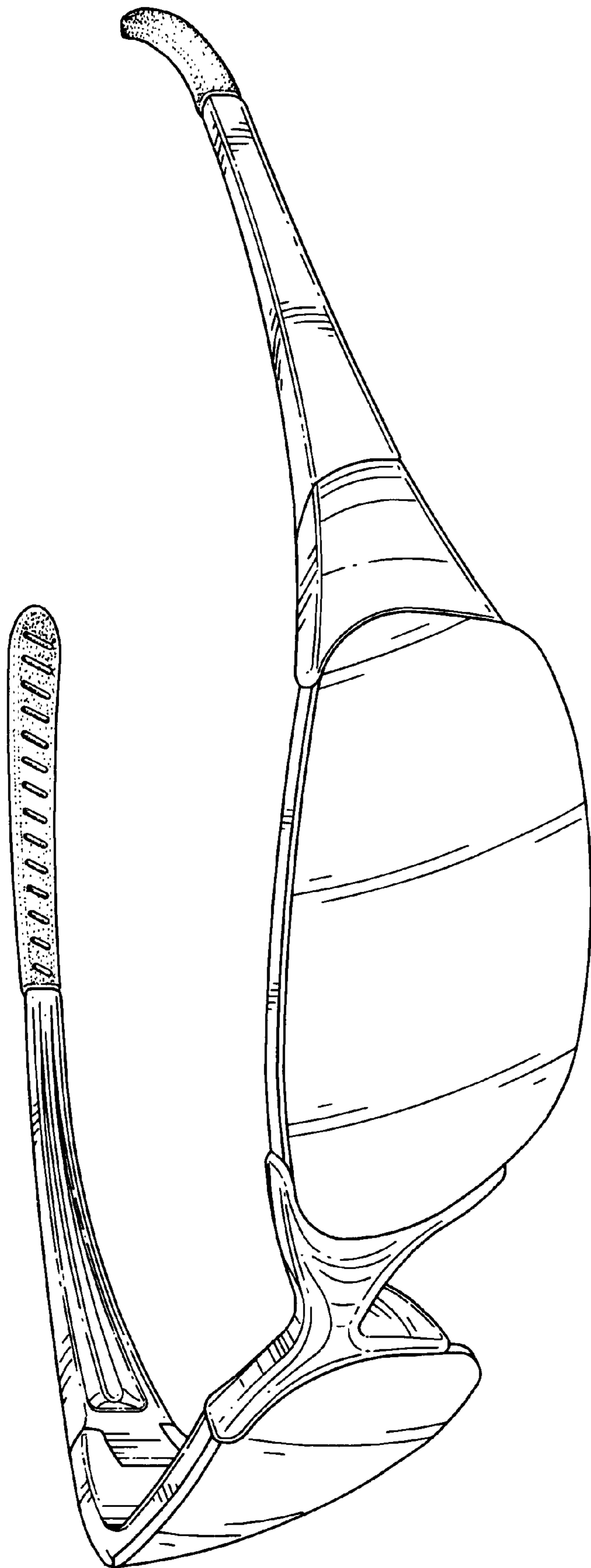


FIG. 1

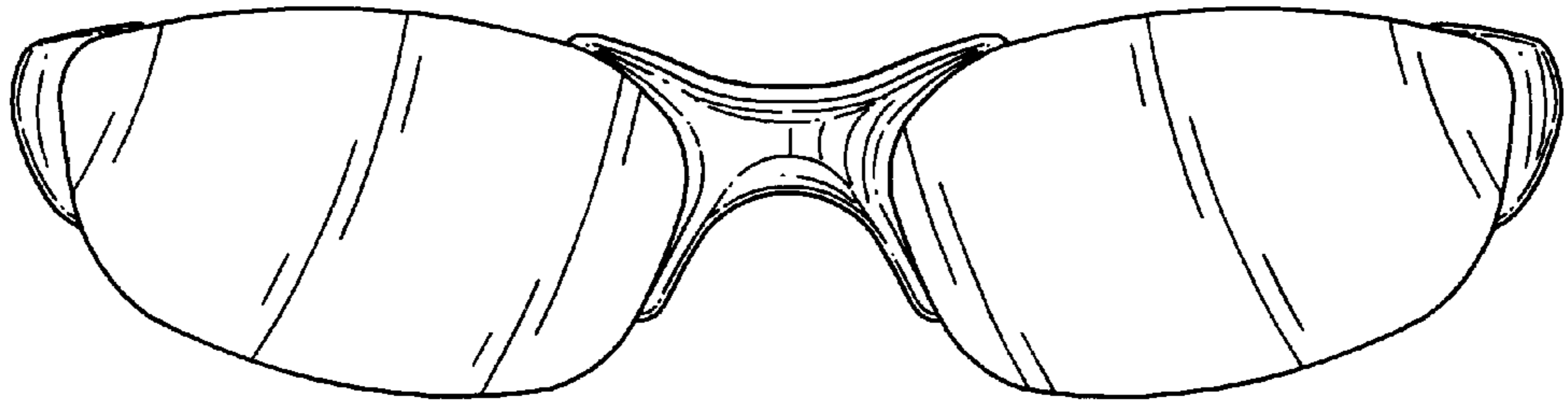


FIG. 2

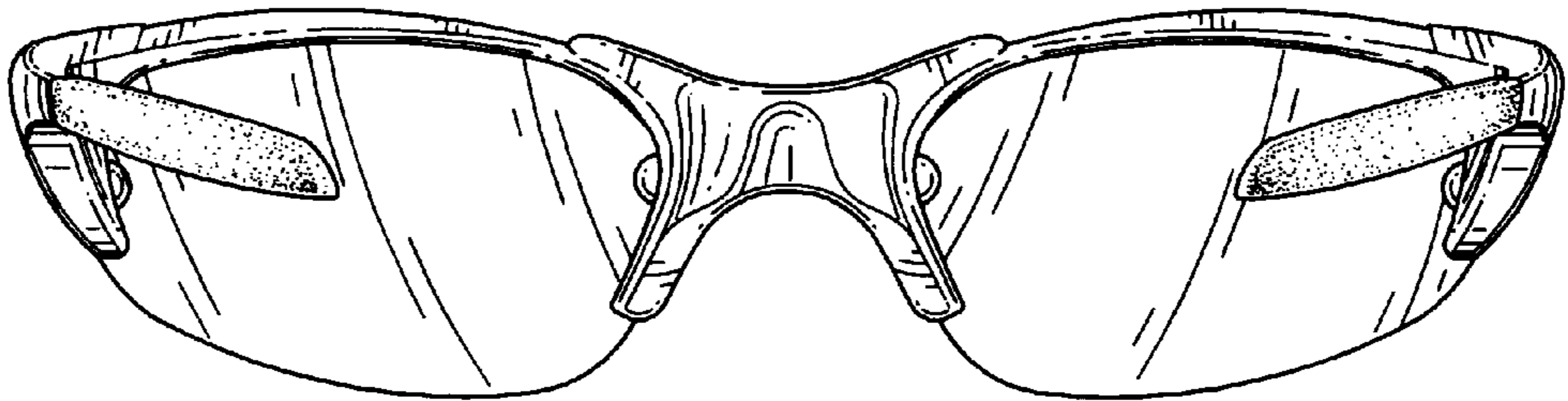


FIG. 3

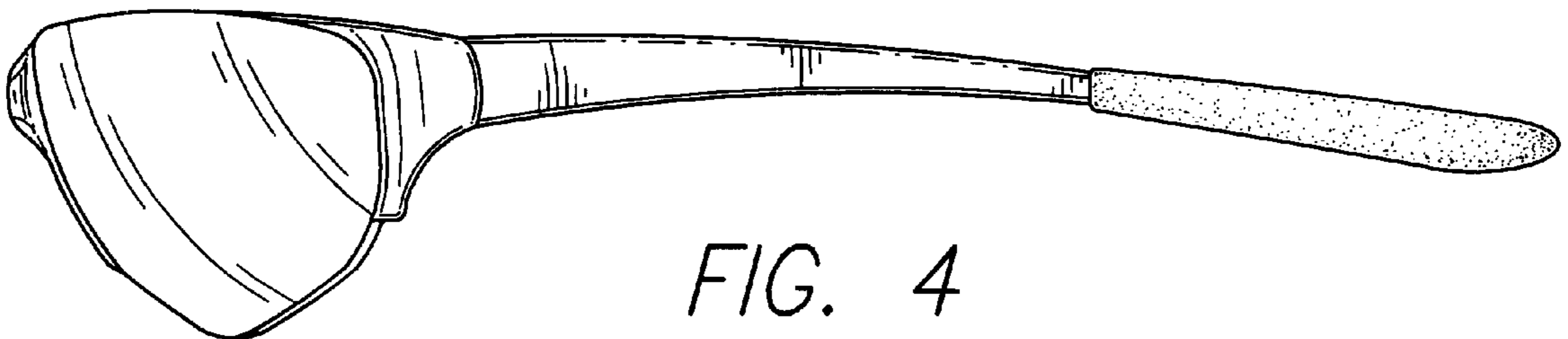


FIG. 4

