



US00D474214S

(12) **United States Design Patent**
Huey et al.

(10) **Patent No.:** **US D474,214 S**

(45) **Date of Patent:** **** May 6, 2003**

(54) **TOOL FOR DISPENSING ADHESIVES,
SEALANTS, AND UNDERFILL MATERIALS**

D429,263 S * 8/2000 Auber et al. D15/144.2
D466,140 S * 11/2002 Huey D15/144.2

(75) Inventors: **Brett Huey**, San Diego, CA (US);
David N. Padgett, Carlsbad, CA (US)

* cited by examiner

(73) Assignee: **Nordson Corporation**, Westlake, OH
(US)

Primary Examiner—Antoine Duval Davis

(74) *Attorney, Agent, or Firm*—Raymond J. Slattery, III

(**) Term: **14 Years**

(57) **CLAIM**

The ornamental design for a tool for dispensing adhesives,
sealants, and underfill materials, as shown and described.

(21) Appl. No.: **29/162,410**

DESCRIPTION

(22) Filed: **Jun. 14, 2002**

(51) **LOC (7) Cl.** **15-09**

(52) **U.S. Cl.** **D15/144.2**

(58) **Field of Search** D15/144, 144.1,
D15/144.2; 118/313, 323, 697; 222/146.5,
189, 482, 504; 427/186, 208.2; 901/43

FIG. 1 is an elevational view of a first end for the new design
for a tool for dispensing adhesives, sealants, and underfill
material;

FIG. 2 is a top plan view of the tool as shown in FIG. 1;

FIG. 3 is a bottom view;

FIG. 4 is a right side elevational view wherein the left
elevational view is a mirror image; and,

FIG. 5 is a rear elevational view.

(56) **References Cited**

U.S. PATENT DOCUMENTS

D365,830 S * 1/1996 Hubbard et al. D15/144.2

1 Claim, 2 Drawing Sheets




FIG.-2

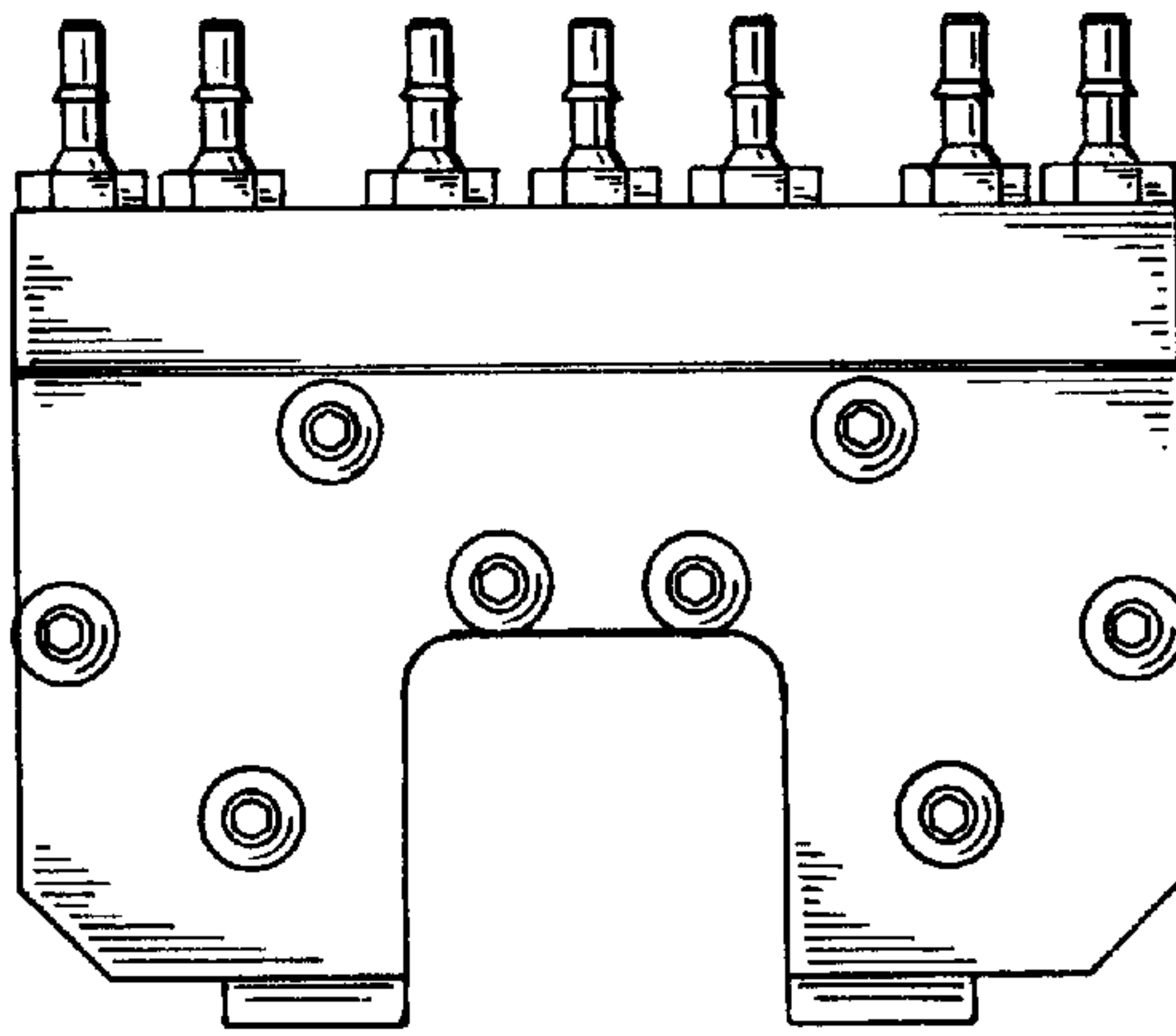


FIG.-1

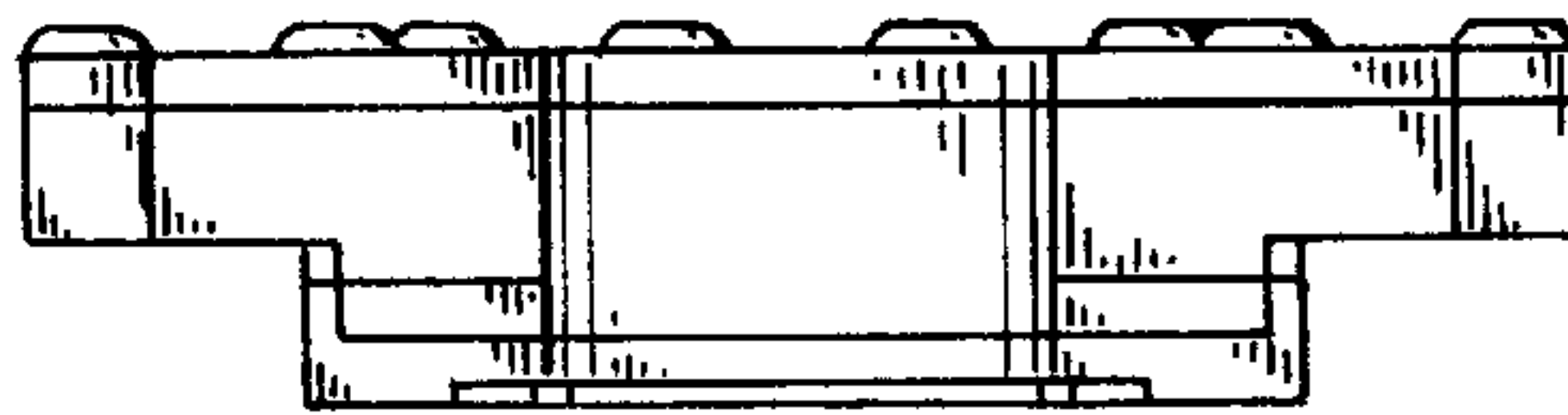


FIG.-3

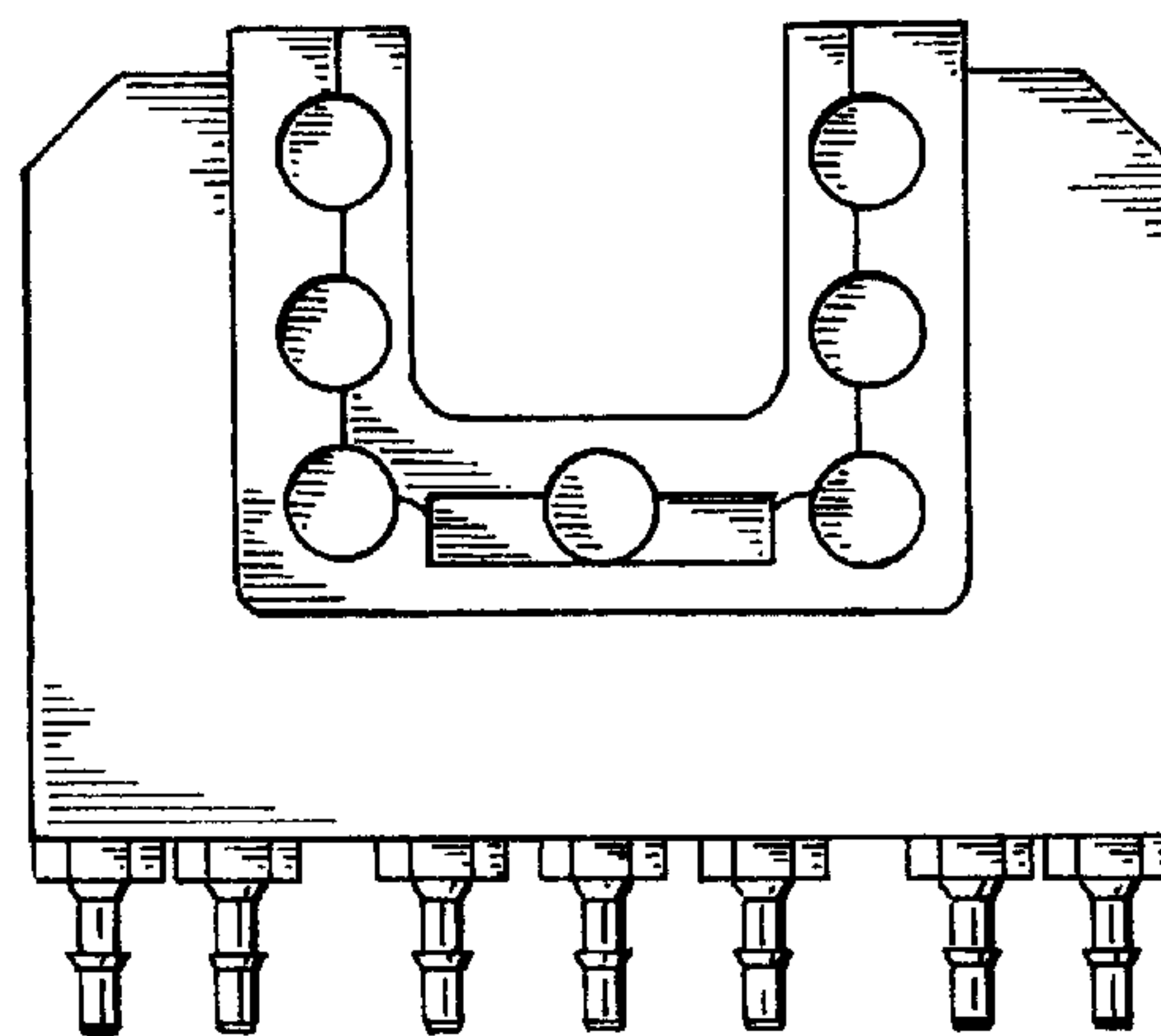


FIG.-4

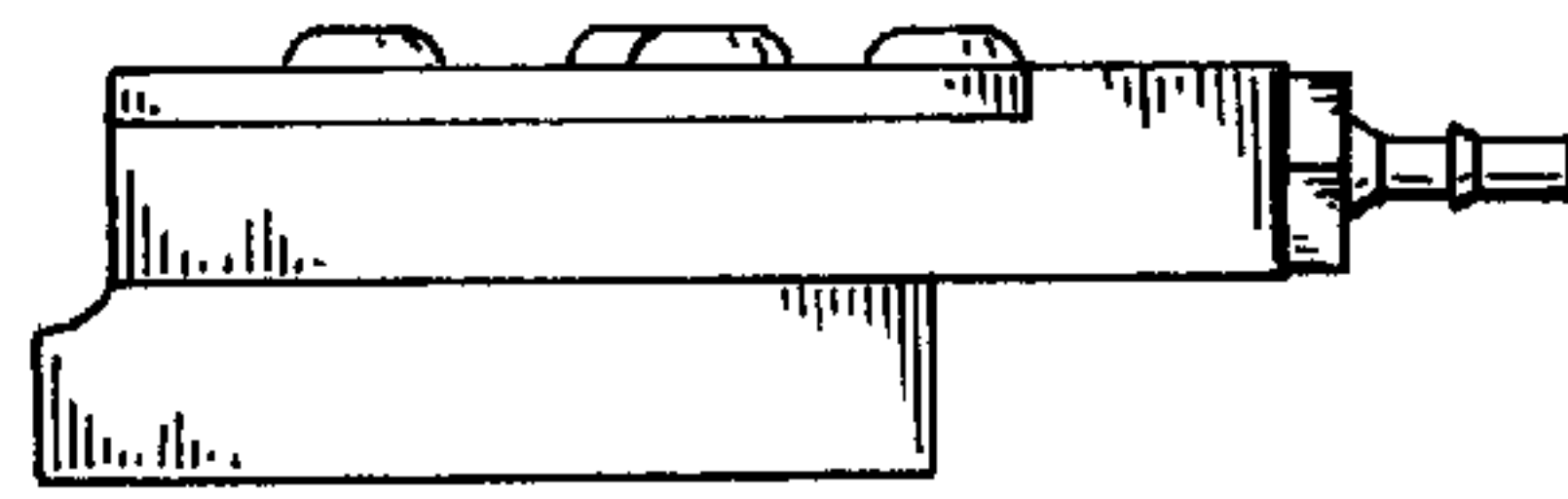


FIG.-5

