



US00D474200S

(12) **United States Design Patent**  
**Leute et al.**

(10) **Patent No.:** **US D474,200 S**

(45) **Date of Patent:** **\*\* May 6, 2003**

(54) **ICON OR LABEL FOR DISPLAY ON  
CARTRIDGES FOR OFFICE EQUIPMENT  
OR ELECTRONIC DISPLAYS**

D398,598 S \* 9/1998 Culp et al.  
D429,493 S \* 8/2000 Bleizeffer et al.  
D459,362 S \* 6/2002 Platz et al.  
D461,478 S \* 8/2002 Bungert

(75) Inventors: **Gerardo Leute**, St. Albans (GB);  
**Eugene F. Young**, Rochester, NY (US)

\* cited by examiner

(73) Assignee: **Xerox Corporation**, Stamford, CT  
(US)

*Primary Examiner*—M. H. Tung  
(74) *Attorney, Agent, or Firm*—R. Hutter

(\*\*) Term: **14 Years**

(57) **CLAIM**

(21) Appl. No.: **29/151,648**

The ornamental design for an icon or label for display on cartridges for office equipment or electronic displays, as shown and described.

(22) Filed: **Nov. 13, 2001**

**DESCRIPTION**

(51) **LOC (7) Cl.** ..... **14-02**

(52) **U.S. Cl.** ..... **D14/489**

(58) **Field of Search** ..... D14/485-95; D18/24-33;  
D19/6; D20/11; D21/324-33; 345/700-26,  
764-862

FIG. 1 is a front view of an icon or label for display on cartridges for office equipment or electronic displays; FIG. 2 is a front view of a second embodiment thereof; and, FIG. 3 is a front view of a third embodiment thereof.

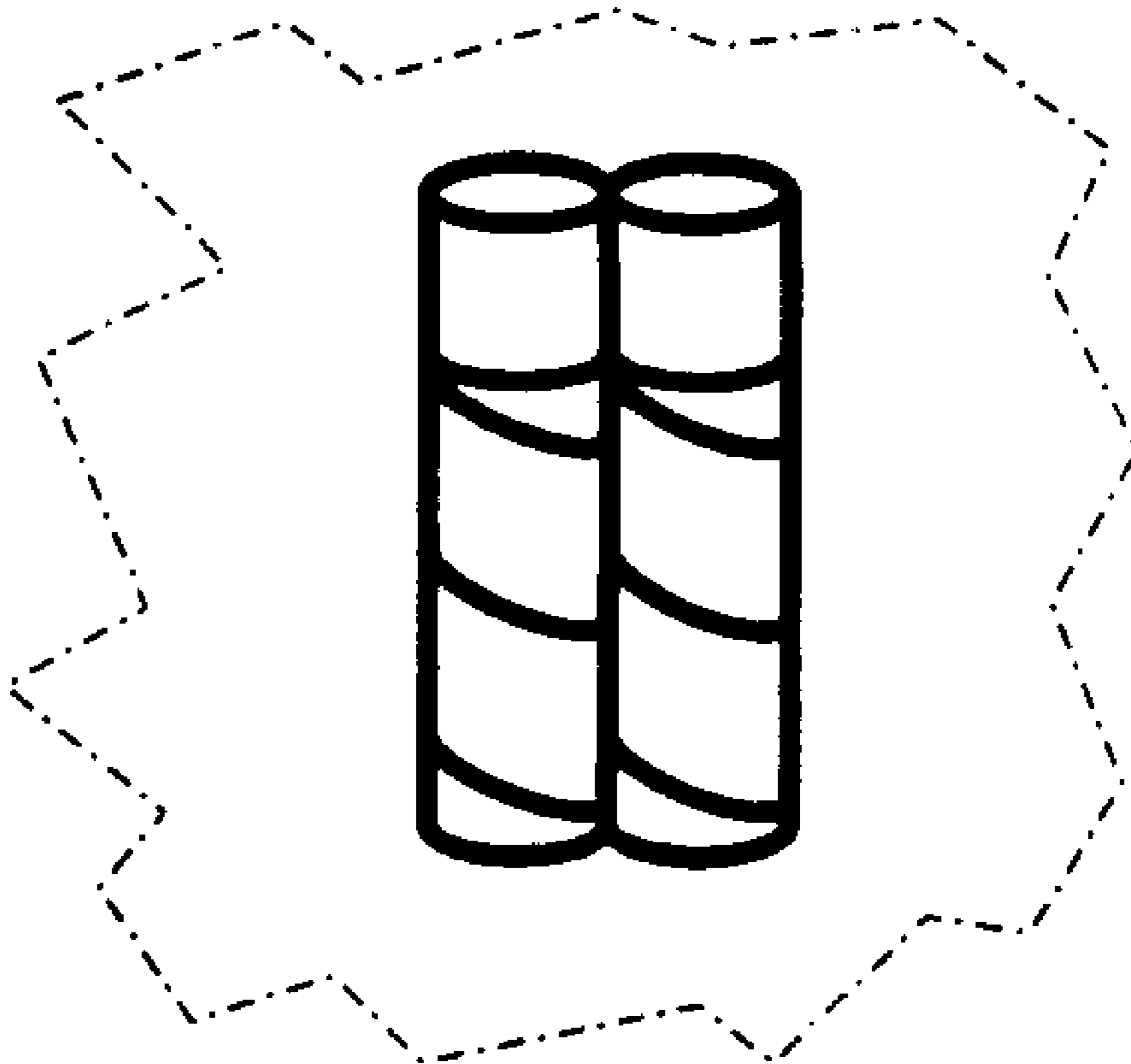
The broken line drawings of a portion of cartridge or electronic display in FIG. 1, the electronic display in FIG. 2, and the cartridge in FIG. 3 are for illustrative purposes only and form no part of the claimed design.

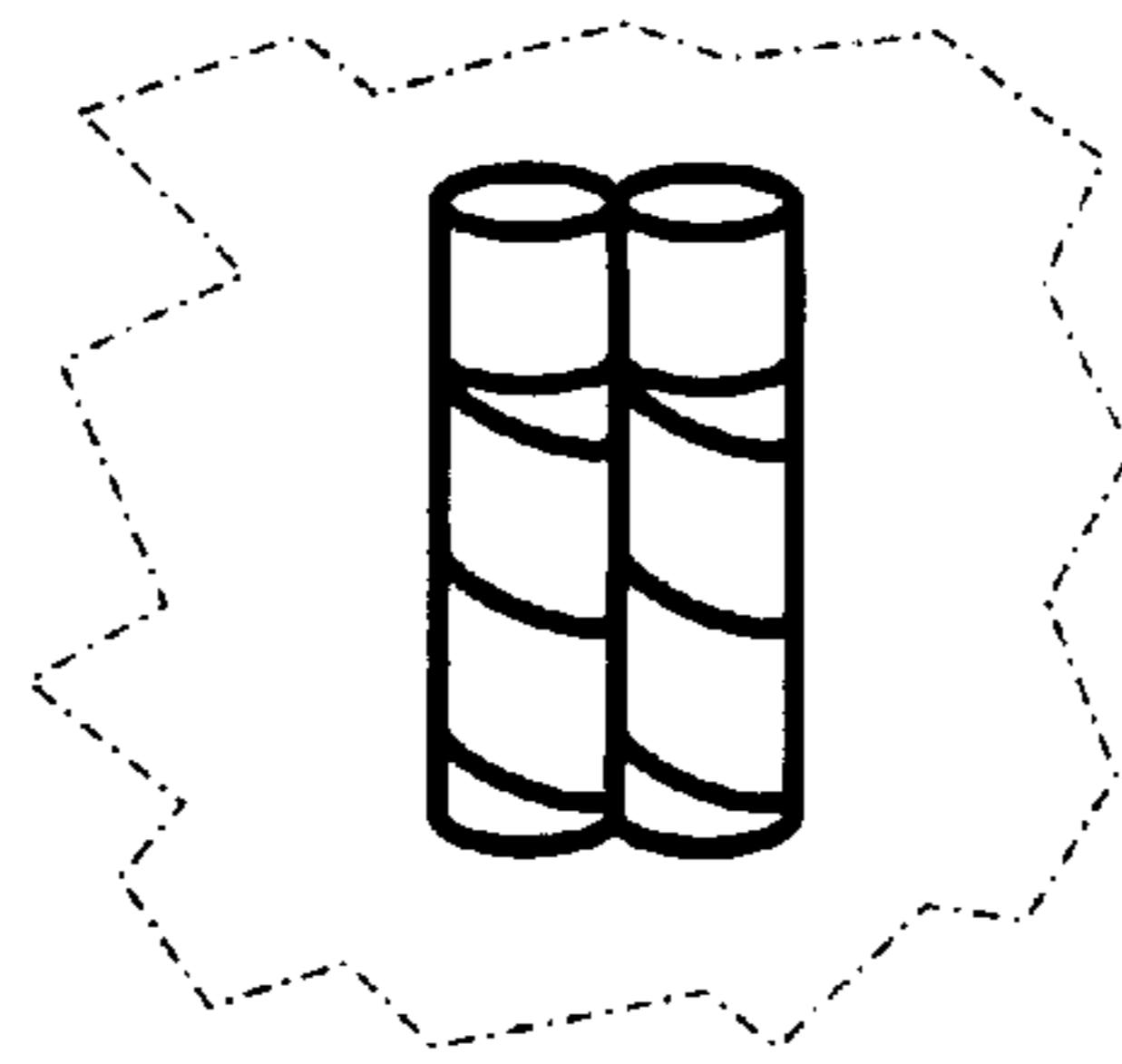
(56) **References Cited**

**U.S. PATENT DOCUMENTS**


D384,049 S \* 9/1997 Arnone  
D396,456 S \* 7/1998 Bier

**1 Claim, 1 Drawing Sheet**

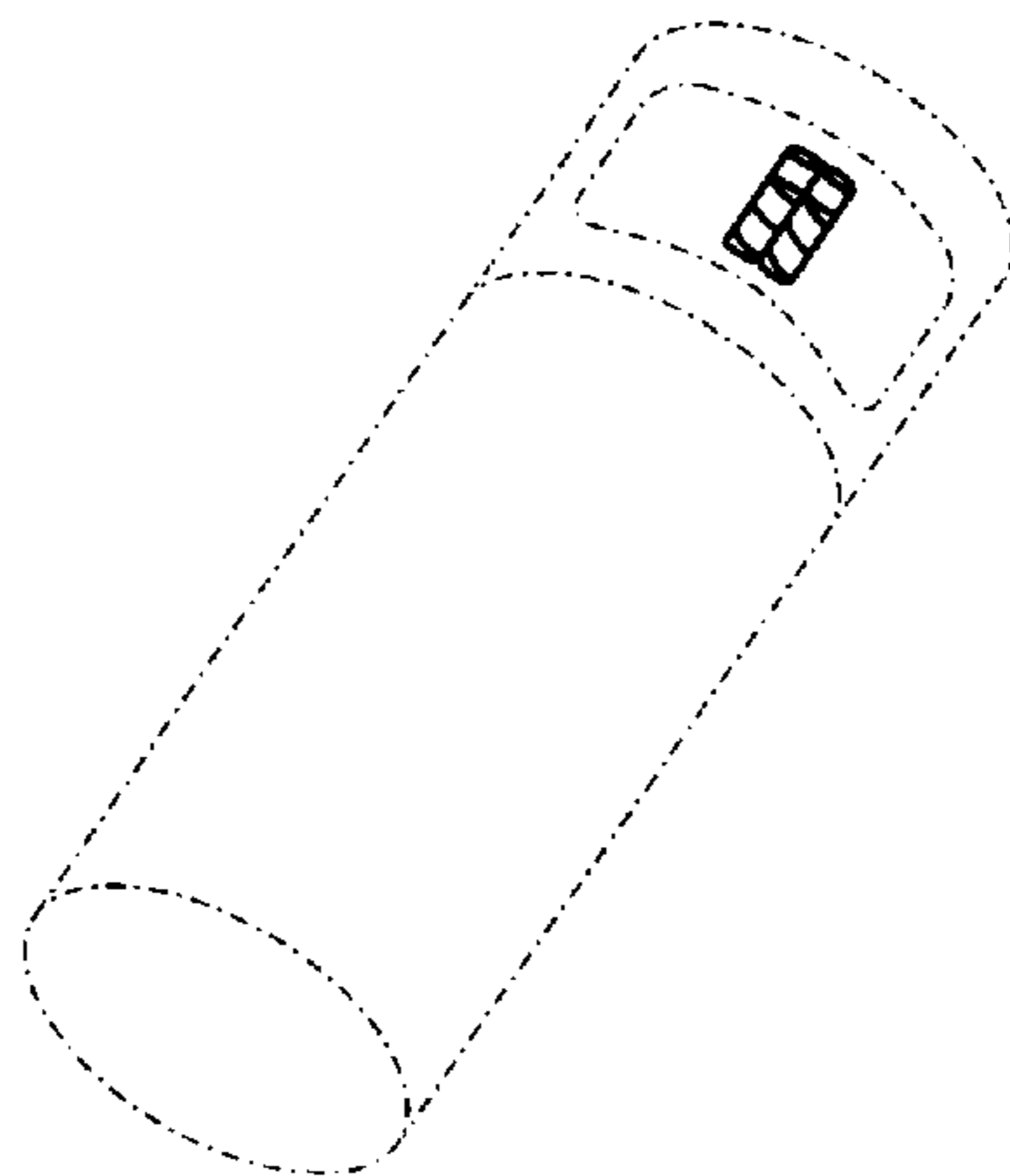




**FIG. 1**



**FIG. 2**



**FIG. 3**