



US00D474173S

(12) **United States Design Patent**
Right et al.

(10) **Patent No.:** **US D474,173 S**

(45) **Date of Patent:** **** May 6, 2003**

(54) **CEILING SPEAKER**

4,082,159 A * 4/1978 Petty 181/156
D438,328 S * 2/2001 Pan D26/88

(75) Inventors: **Robert W. Right**, Holmes Beach, FL
(US); **Hilario S. Costa**, Sarasota, FL
(US)

* cited by examiner

(73) Assignee: **Edwards Systems Technology, Inc.**,
Cheshire, CT (US)

Primary Examiner—Nanda Bondade

(74) *Attorney, Agent, or Firm*—Baker & Hostetler LLP

(**) Term: **14 Years**

(57) **CLAIM**

The ornamental design for a ceiling speaker, as shown and described.

(21) Appl. No.: **29/158,560**

(22) Filed: **Apr. 8, 2002**

DESCRIPTION

(51) **LOC (7) Cl.** **14-01**

(52) **U.S. Cl.** **D14/209**

(58) **Field of Search** D14/204, 207,
D14/209-216, 356, 172; D26/51-52, 72,
83, 88; 181/144-145, 147-148, 150, 153,
157, 198-199; 381/300-302, 306, 333,
345, 361-364, 386-388

FIG. 1 is a top view of the ceiling speaker, particularly showing the inventive design thereof;

FIG. 2 is a bottom view thereof;

FIG. 3 is a rear view thereof;

FIG. 4 is a front view thereof;

FIG. 5 is a right side view thereof; and,

FIG. 6 is a left side view thereof.

(56) **References Cited**

U.S. PATENT DOCUMENTS

D153,899 S * 5/1949 Poorman D14/215

1 Claim, 3 Drawing Sheets




FIG. 1

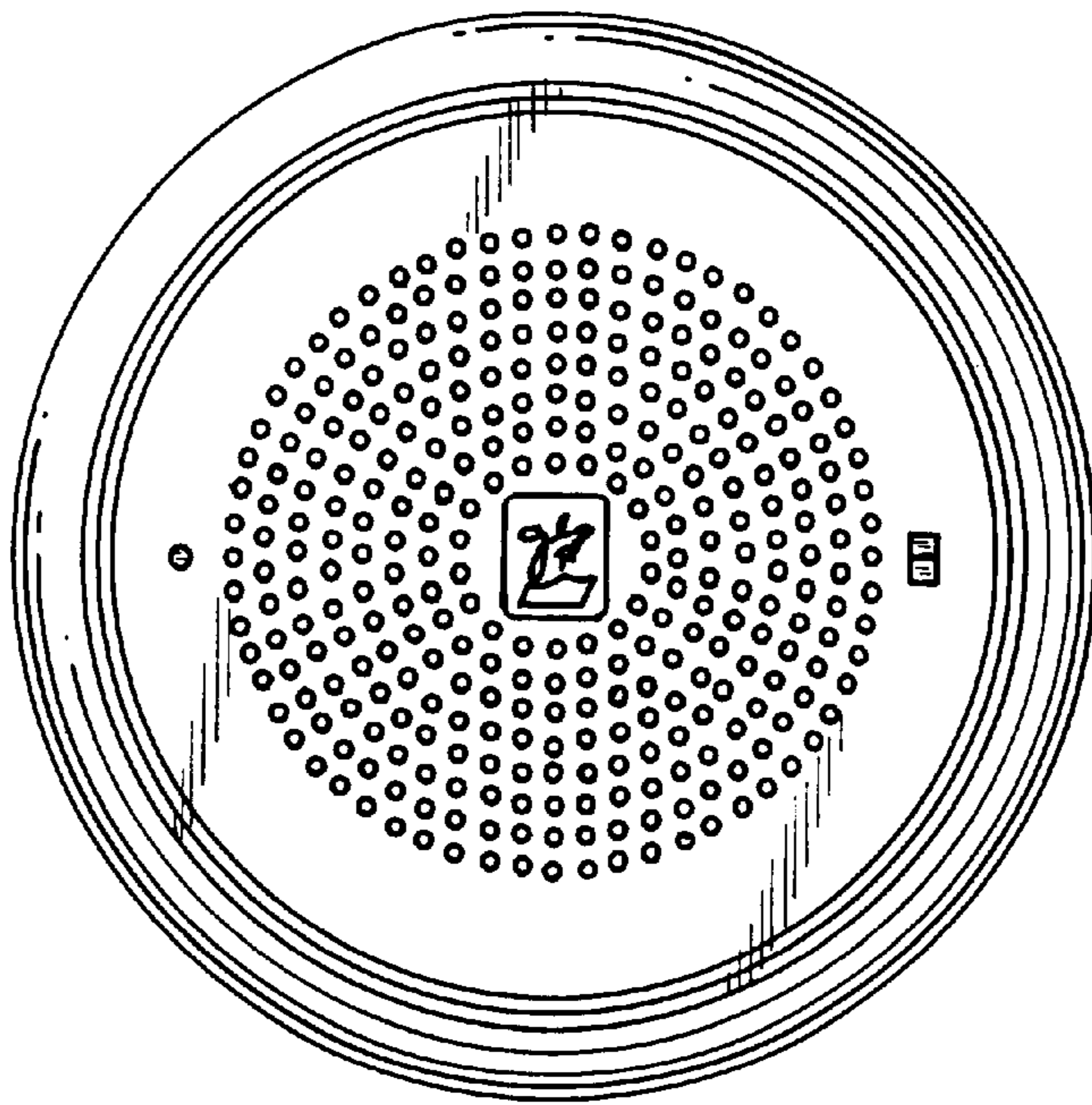


FIG. 2

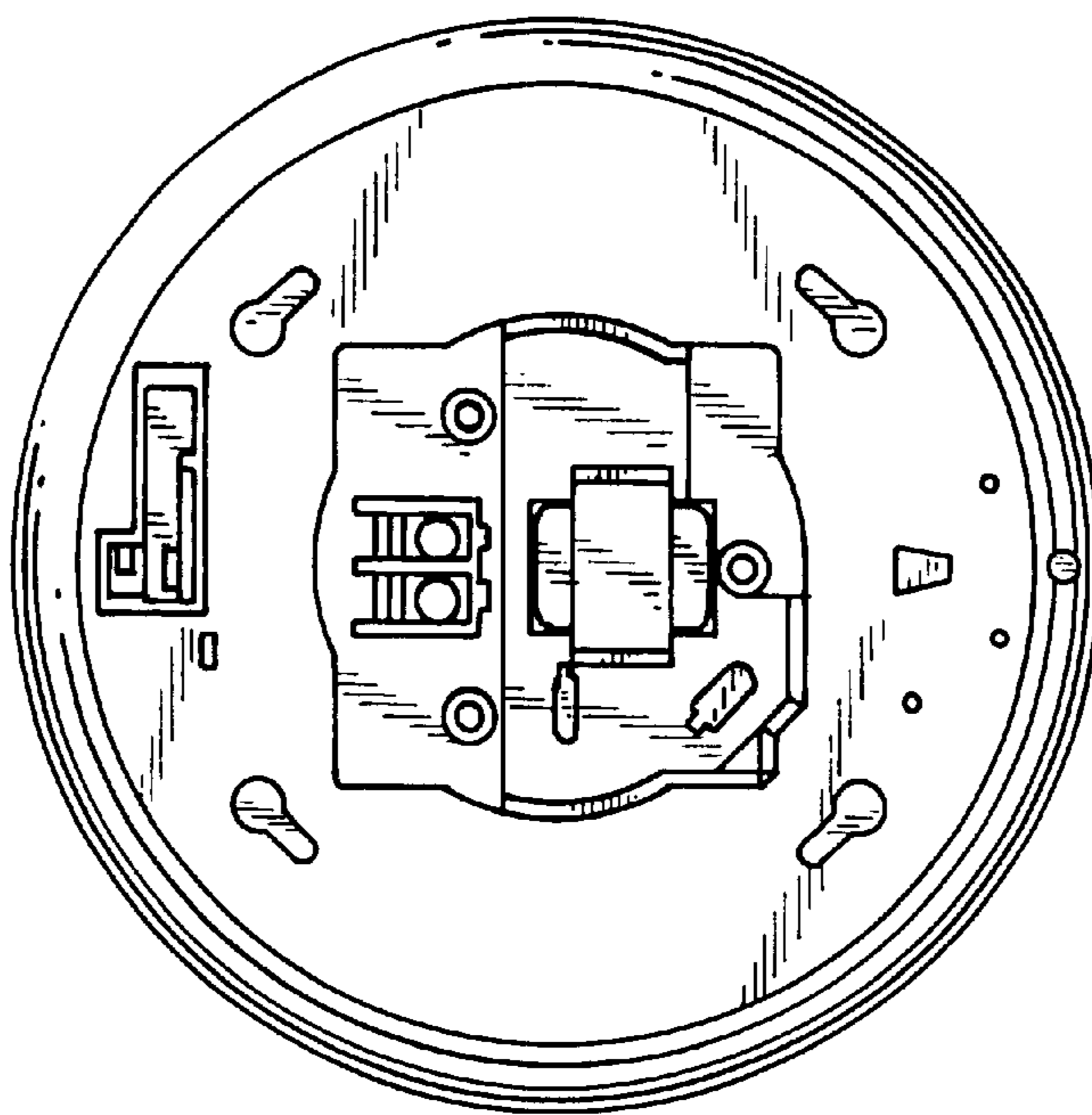


FIG. 3




FIG. 4

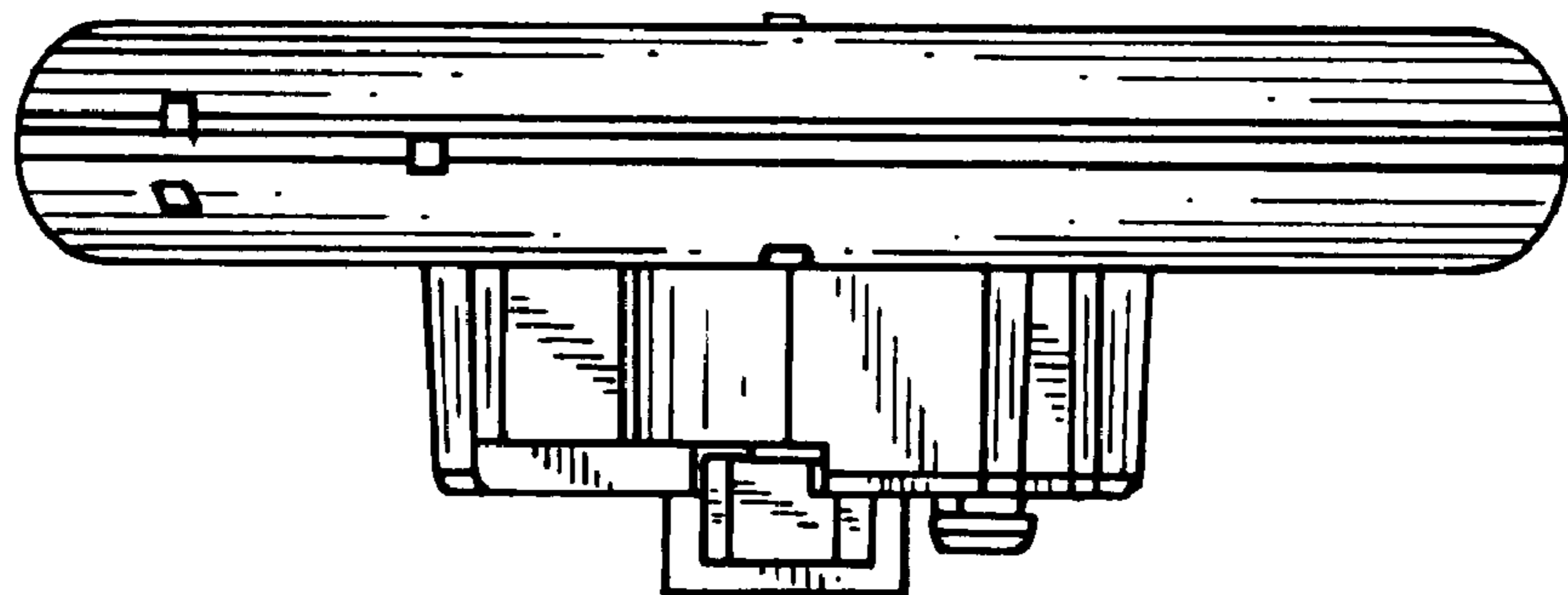


FIG. 5




FIG. 6

