



US00D474171S

(12) **United States Design Patent**
Suzuki

(10) **Patent No.:** **US D474,171 S**

(45) **Date of Patent:** **** May 6, 2003**

(54) **EARPHONE**

(75) **Inventor:** **Satoshi Suzuki, Tokyo (JP)**

(73) **Assignee:** **Sony Corporation, Tokyo (JP)**

(**) **Term:** **14 Years**

(21) **Appl. No.:** **29/161,979**

(22) **Filed:** **Jun. 10, 2002**

(51) **LOC (7) Cl.** **14-01**

(52) **U.S. Cl.** **D14/206; D14/223**

(58) **Field of Search** **D14/205, 206,**
D14/223; 181/129, 130; 379/430, 433;
381/381, 370, 376, 377, 378, 379, 380

(56) **References Cited**

U.S. PATENT DOCUMENTS

4,720,857	A	*	1/1988	Burris et al.	379/430
D357,921	S	*	5/1995	Ming-Chin	D14/223
D368,716	S		4/1996	Shudo		
D369,349	S		4/1996	Hayashi		
D371,368	S		7/1996	Hayashi		
D375,500	S	*	11/1996	Bungardt et al.	D14/223
D377,796	S		2/1997	Hayashi		
D382,874	S	*	8/1997	Peschke et al.	D14/142
D384,958	S	*	10/1997	Shudo	D14/206
D402,661	S		12/1998	Hayashi		
D430,860	S	*	9/2000	Yoon	D14/142

D431,030	S	*	9/2000	Yoon	D14/142
D431,553	S	*	10/2000	Suzuki	D14/223
D459,342	S	*	6/2002	Marion et al.	D14/223
D463,397	S	*	9/2002	Bergfeldt	D14/205

OTHER PUBLICATIONS

Catalog "98", pp. 258, 259, 267, 274 & 275, Sony (Jul. 2001).

Home Page "KOSS products, <http://www.koss.com/koss/kossweb.nsf/HomeCatalog>", 3 sheets, KOSS (Oct. 2001).

* cited by examiner

Primary Examiner—Paula Mortimer

(74) *Attorney, Agent, or Firm*—Rader, Fishman & Grauer PLLC

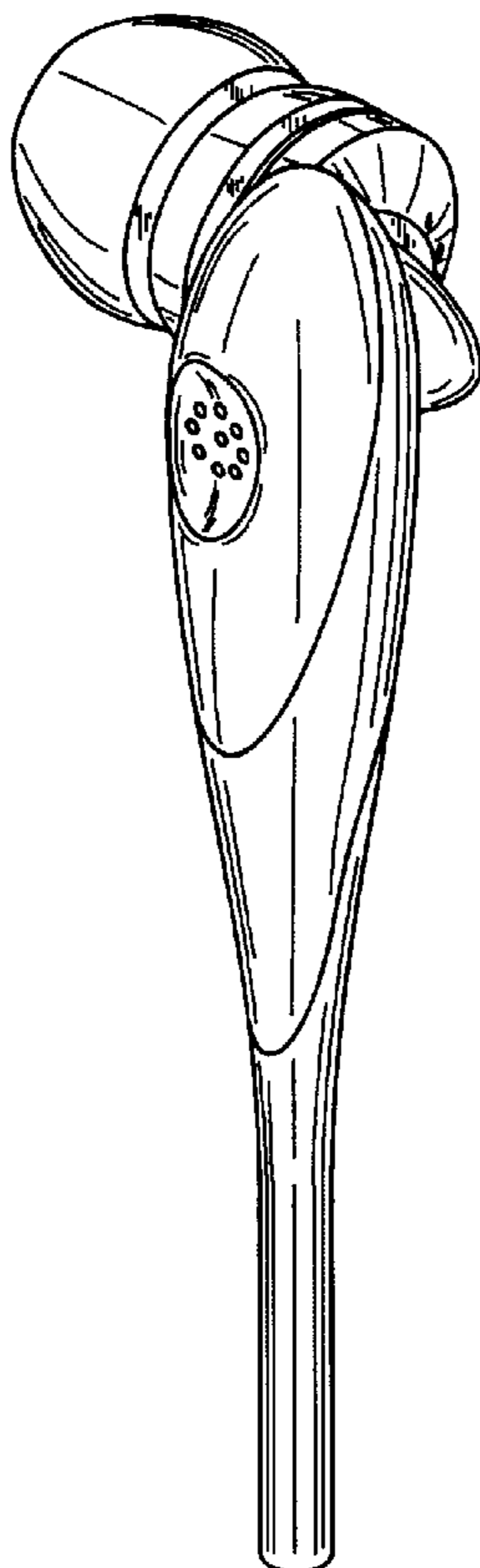
(57) **CLAIM**

The ornamental design for an earphone, as shown.

DESCRIPTION

FIG. 1 is a perspective view of an earphone showing my new design;
FIG. 2 is a front elevational view thereof;
FIG. 3 is a rear elevational view thereof;
FIG. 4 is a left side elevational view thereof;
FIG. 5 is a right side elevational view thereof;
FIG. 6 is a top plan view thereof; and,
FIG. 7 is a bottom plan view thereof.

1 Claim, 4 Drawing Sheets



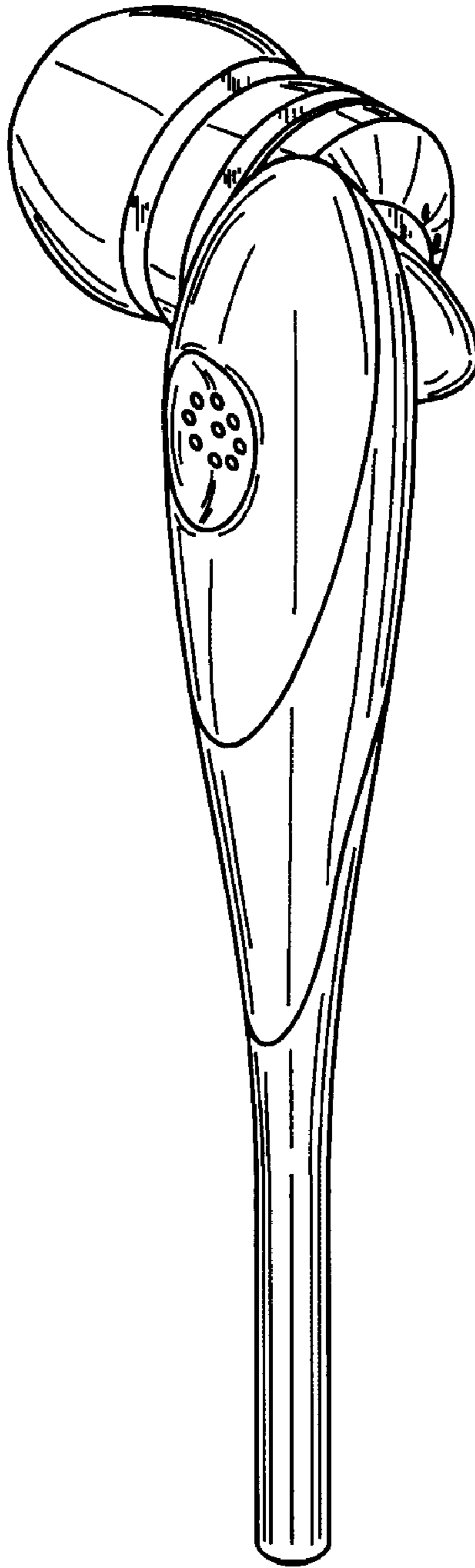


Fig. 1

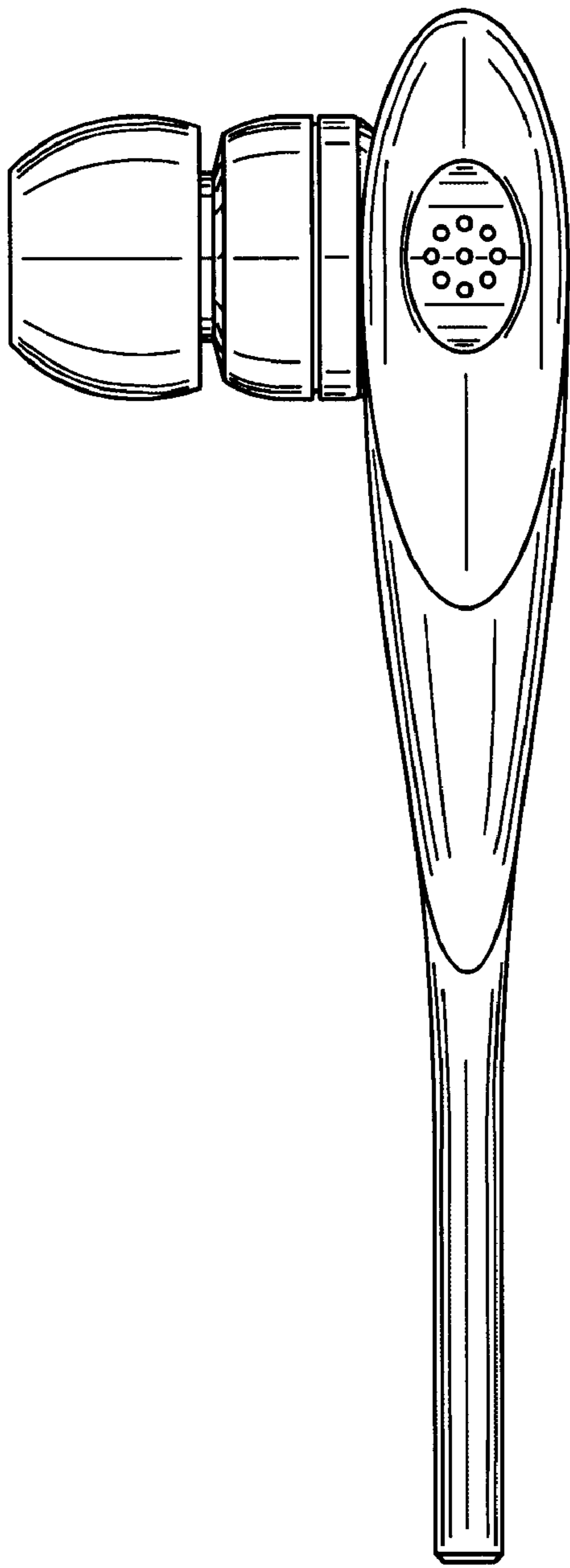


Fig. 2

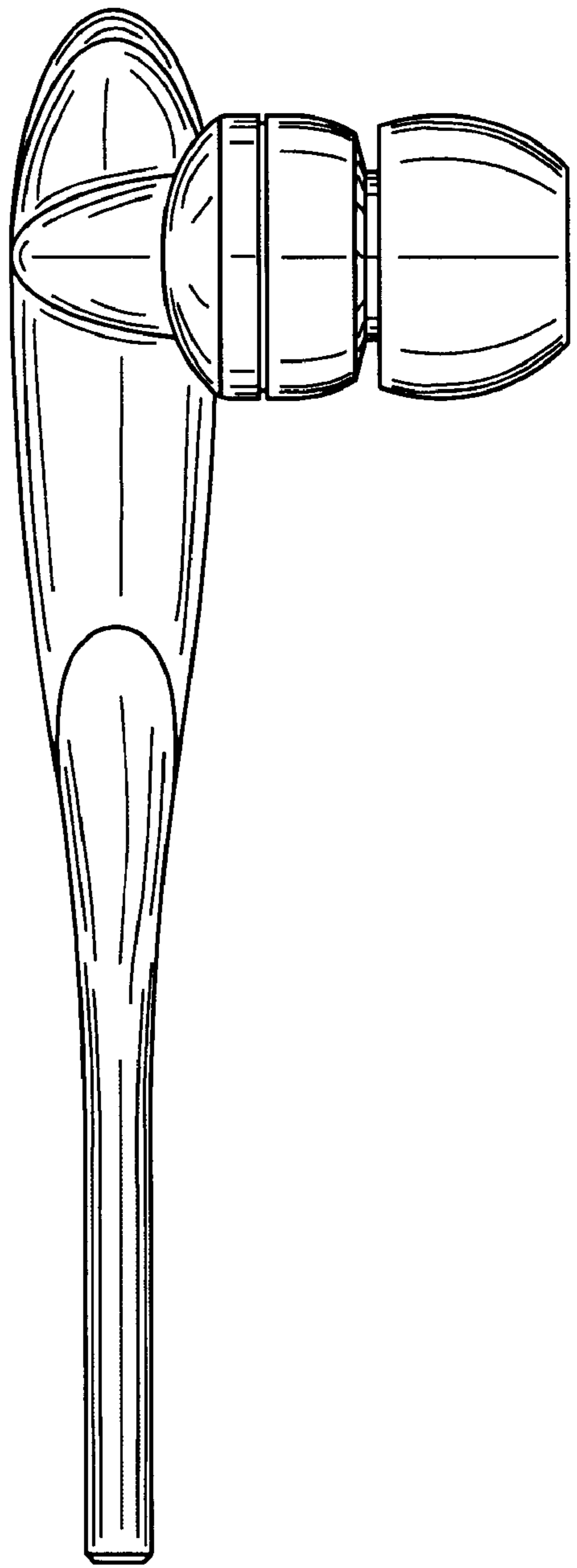


Fig. 3



Fig. 4




Fig. 5




Fig. 6

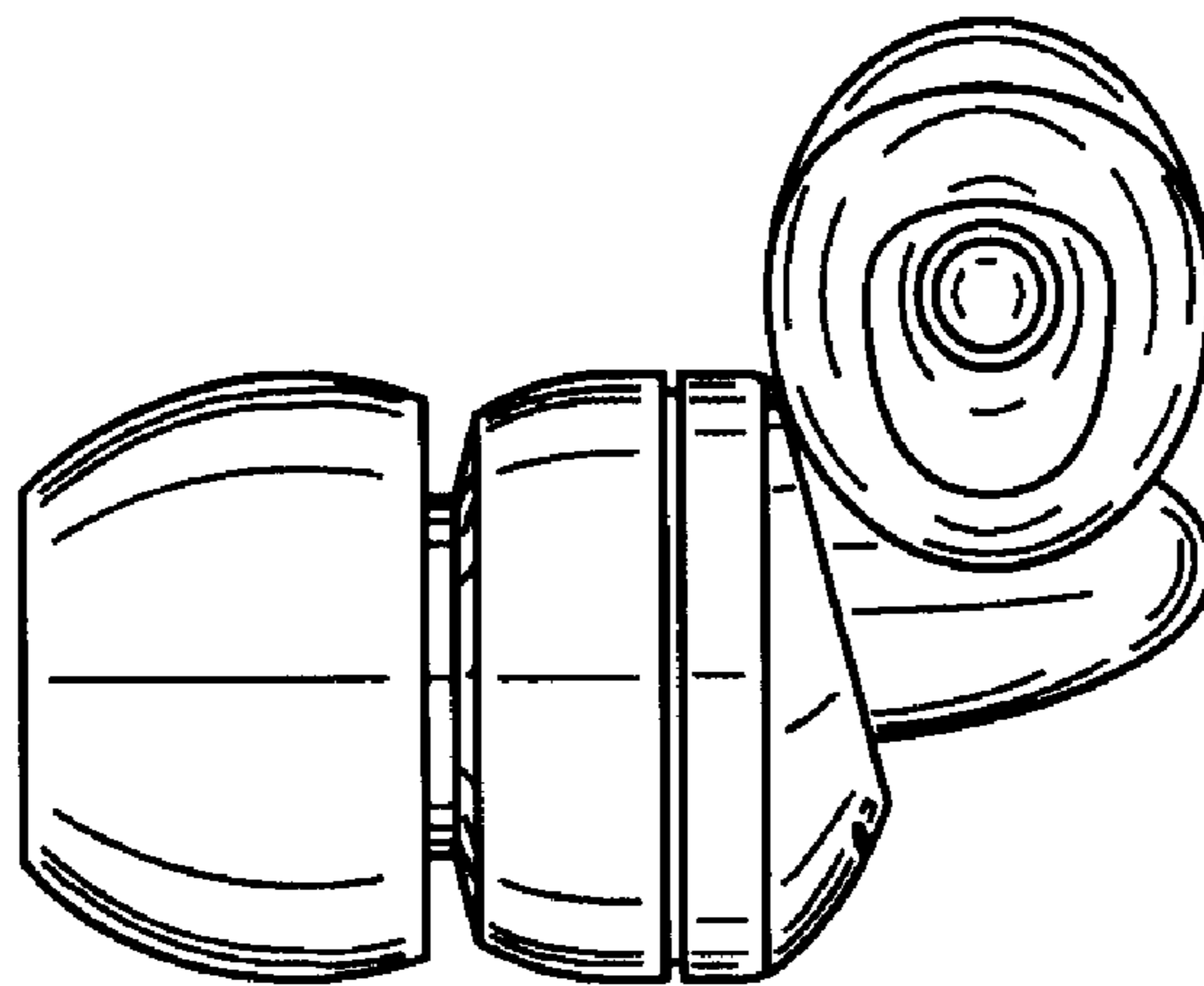


Fig. 7