



US00D474168S

(12) **United States Design Patent**
Wang et al.

(10) **Patent No.:** **US D474,168 S**

(45) **Date of Patent:** **** May 6, 2003**

(54) **CELLULAR PHONE**

(75) Inventors: **Feng-Chun Wang**, Taichung (TW);
Gwo-Chyuan Chen, Taipei (TW)

(73) Assignee: **Quanta Computer, Inc.**, Taoyuan
Hsien (TW)

(**) Term: **14 Years**

(21) Appl. No.: **29/169,811**

(22) Filed: **Oct. 25, 2002**

(51) **LOC (7) Cl.** **14-03**

(52) **U.S. Cl.** **D14/138**

(58) **Field of Search** D14/137, 138,
D14/218, 147-148, 247-248, 144, 341-347;
379/433.01-433.13, 419, 434, 428.01-428.04,
420.01-420.04, 440; 455/550-575, 90;
D21/517

(56) **References Cited**

U.S. PATENT DOCUMENTS

D430,859 S	*	9/2000	Lindeman et al.	D14/138
D432,105 S	*	10/2000	Hyun	D14/138
D438,184 S	*	2/2001	Suzuki et al.	D14/138
D440,955 S	*	4/2001	Tanaka et al.	D14/138
D443,866 S	*	6/2001	Arbisi et al.	D14/138
D446,201 S	*	8/2001	Kim	D14/138
D450,672 S	*	11/2001	Arbisi et al.	D14/138
D454,550 S	*	3/2002	Hayasaka et al.	D14/138
D456,378 S	*	4/2002	Fujimoto	D14/138
D458,240 S	*	6/2002	Suzuki et al.	D14/138
D458,594 S	*	6/2002	Jang	D14/138
D459,322 S	*	6/2002	Hyun	D14/138
D459,329 S	*	6/2002	Suzuki et al.	D14/138

D462,064 S	*	8/2002	Kim	D14/138
D463,386 S	*	9/2002	Chun et al.	D14/138
6,459,887 B2	*	10/2002	Okuda	455/90
D465,466 S	*	11/2002	Hyun	D14/138
D465,467 S	*	11/2002	Nagai et al.	D14/138
D468,282 S	*	1/2003	Chen	D14/138
D468,283 S	*	1/2003	Hong et al.	D14/138
D469,070 S	*	1/2003	Lee	D14/138

OTHER PUBLICATIONS

Home page "Digital Mova" NTTDoCoMo, Sep. 26, 2000, 209iS, 209i, and 502i telephones.*

"J-Phone" Japanese publication, Sanyo J-SA03 and Nokia J-NM01, Jul. 25, 2001.*

* cited by examiner

Primary Examiner—Jeffrey Asch

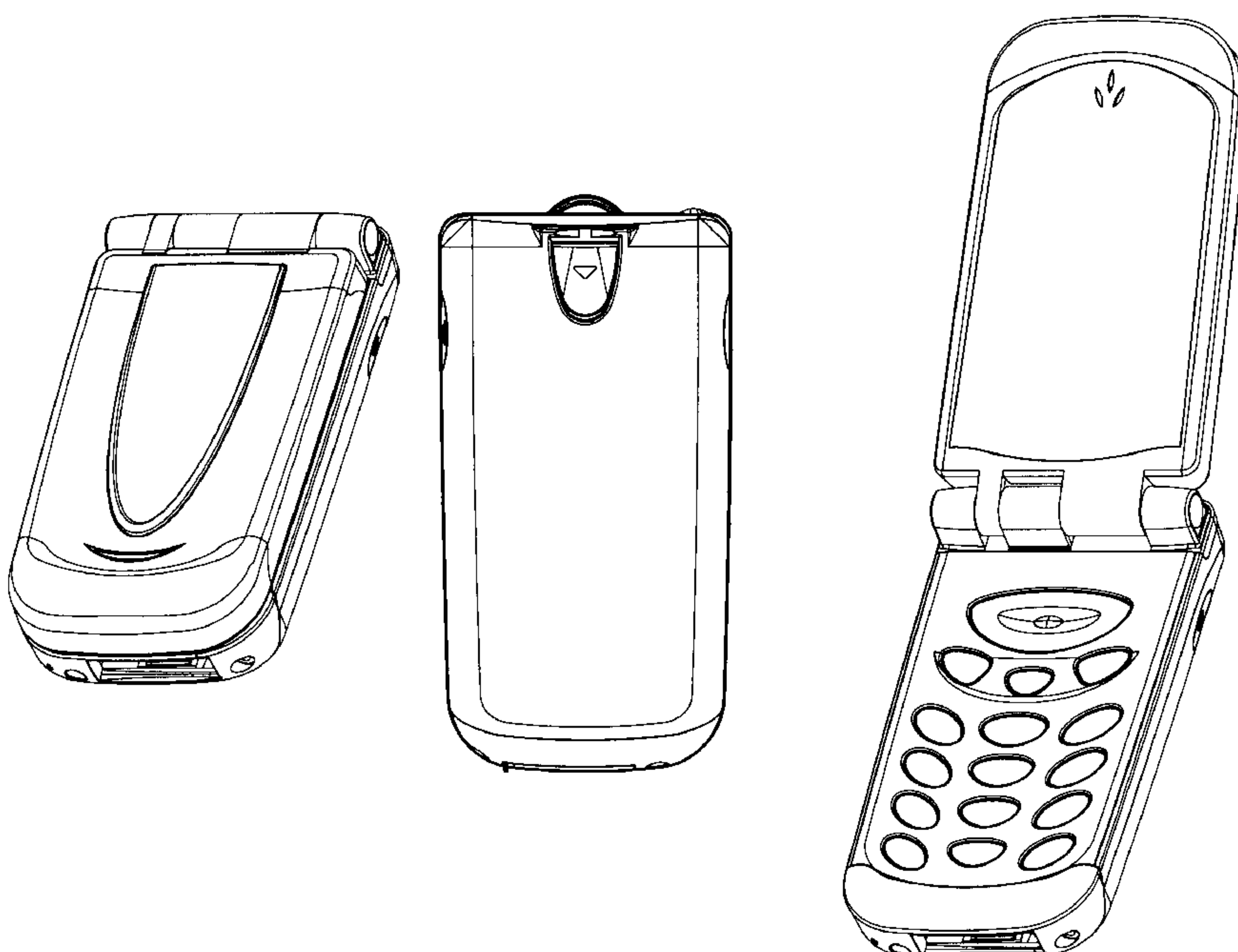
(57) **CLAIM**

The ornamental design for a cellular phone, as shown and described.

DESCRIPTION

FIG. 1 is a front, side perspective view of a cellular phone showing our new design with the lid in a closed position; FIG. 2 is a front elevational view thereof; FIG. 3 is a rear elevational view thereof; FIG. 4 is a left side elevational view thereof; FIG. 5 is a right side elevational view thereof; FIG. 6 is a top plan view thereof; FIG. 7 is a bottom plan view thereof; and, FIG. 8 is a front, side perspective view of a cellular phone showing our new design with the lid in an open position.

1 Claim, 4 Drawing Sheets



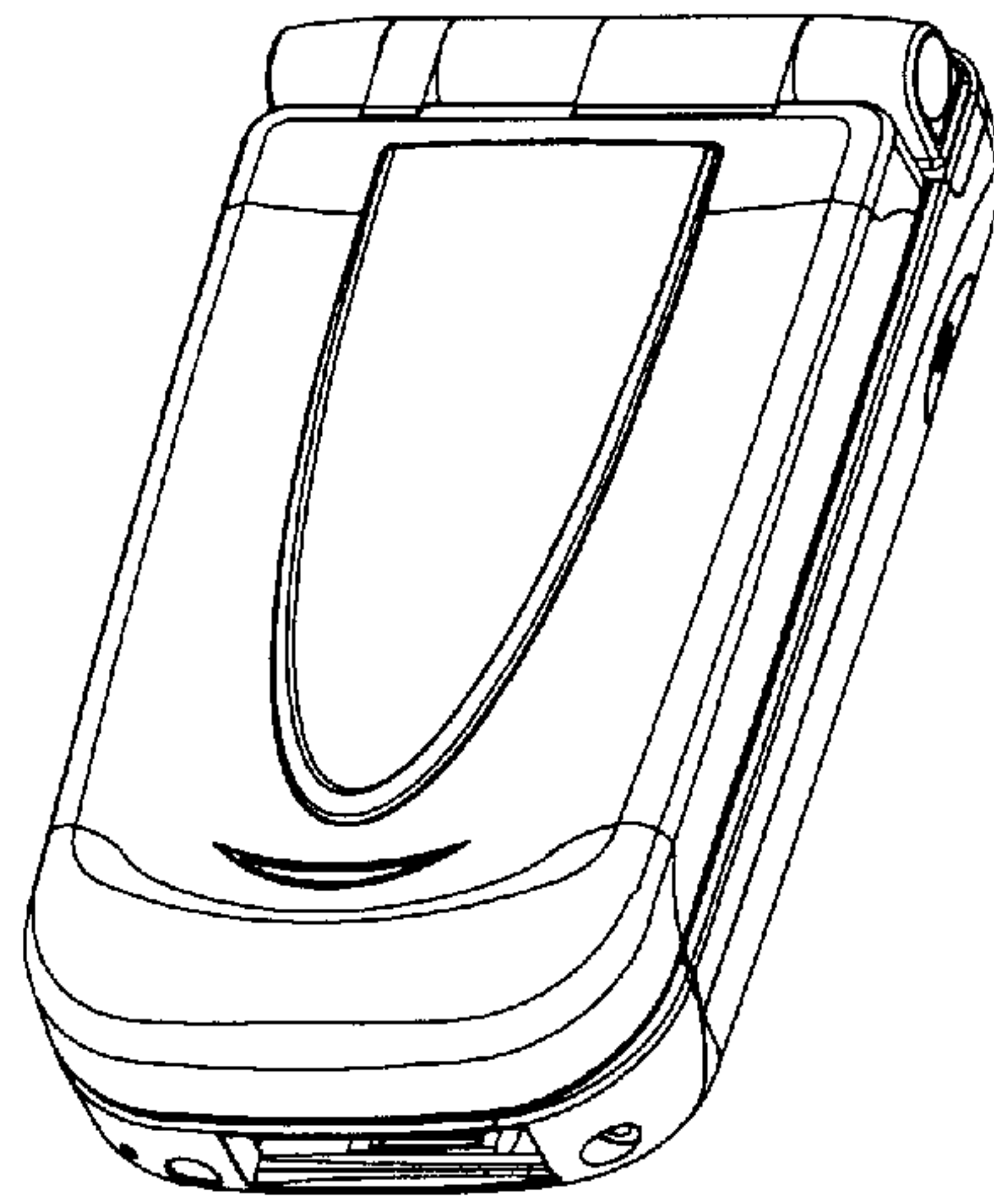


FIG. 1

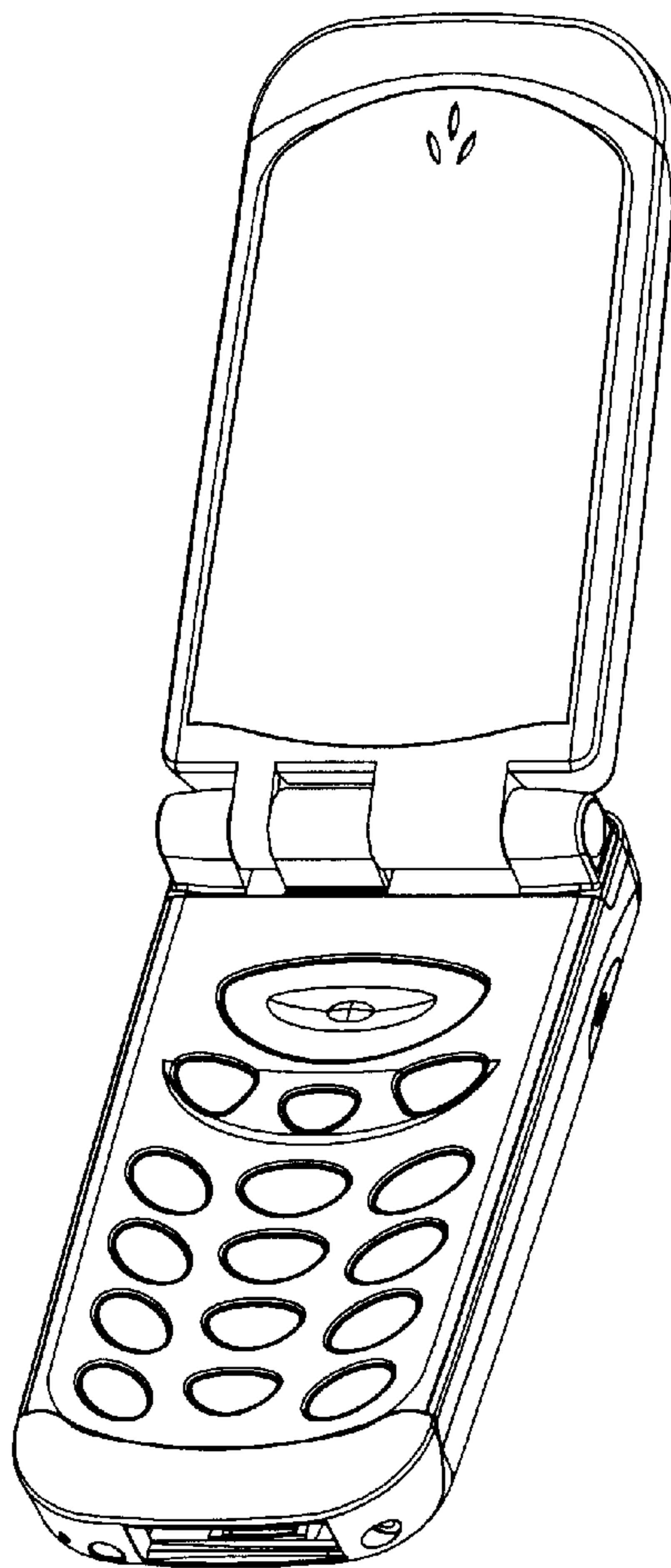


FIG. 8

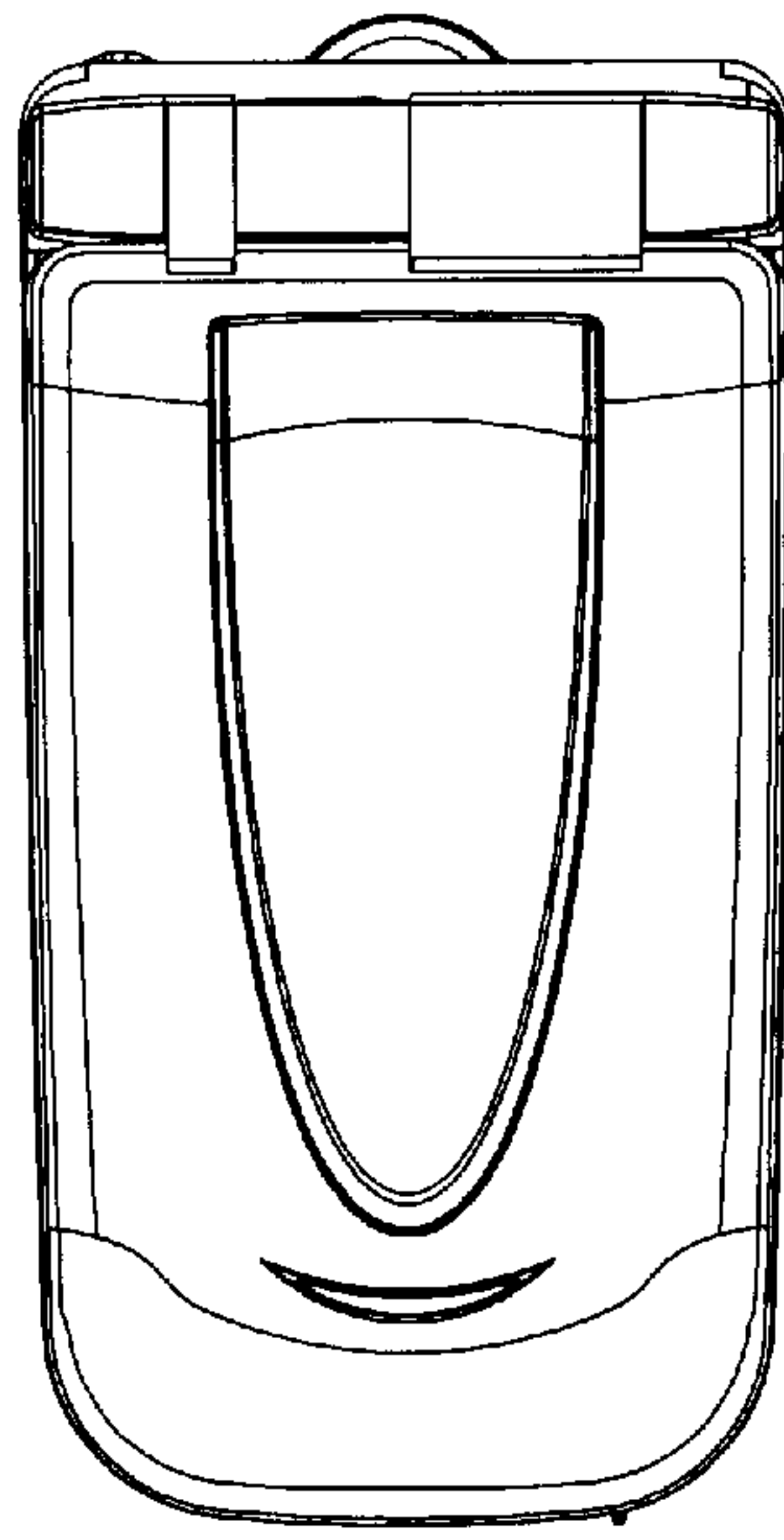


FIG. 2




FIG. 3




FIG. 4




FIG. 5

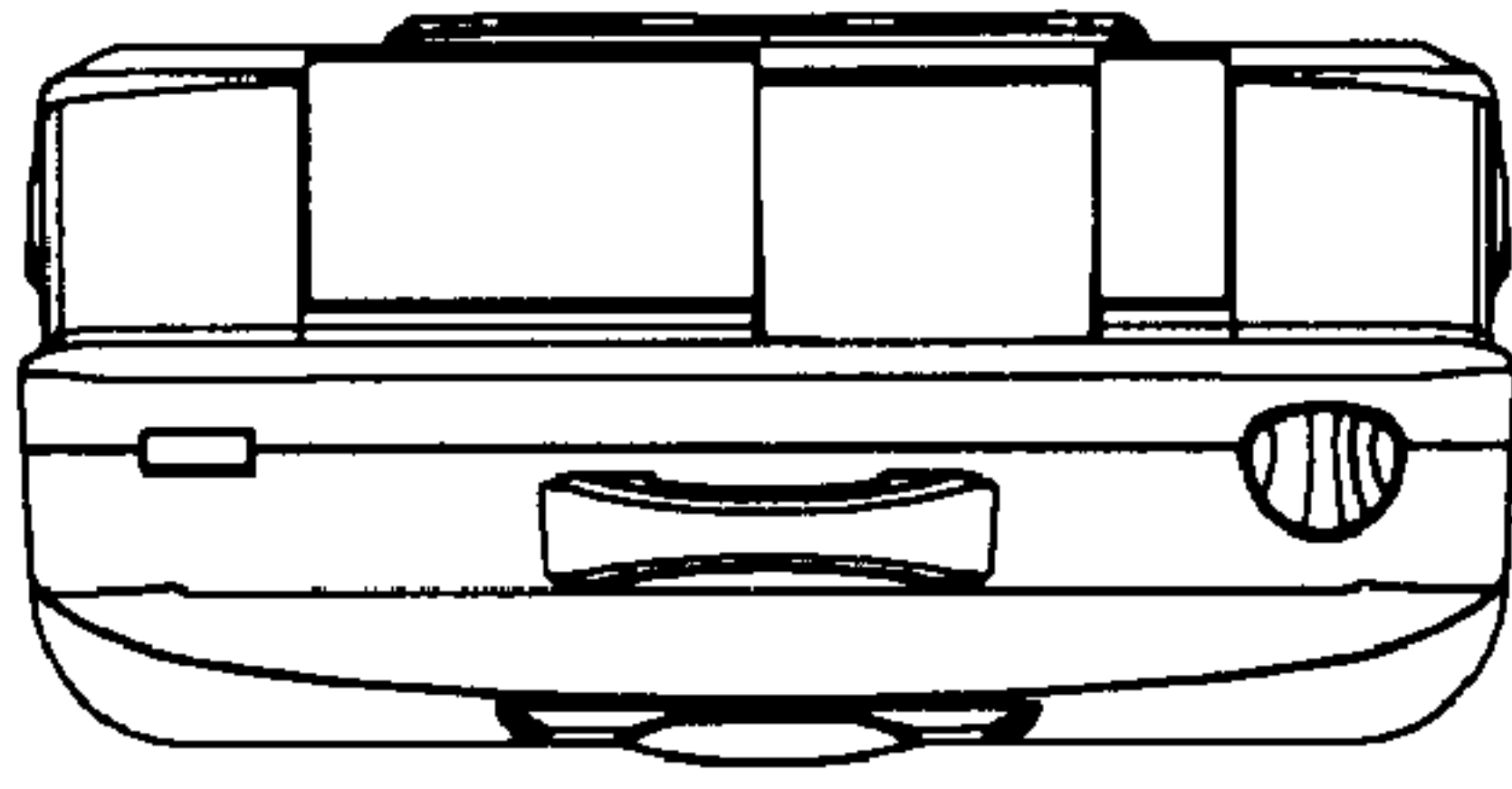


FIG. 6

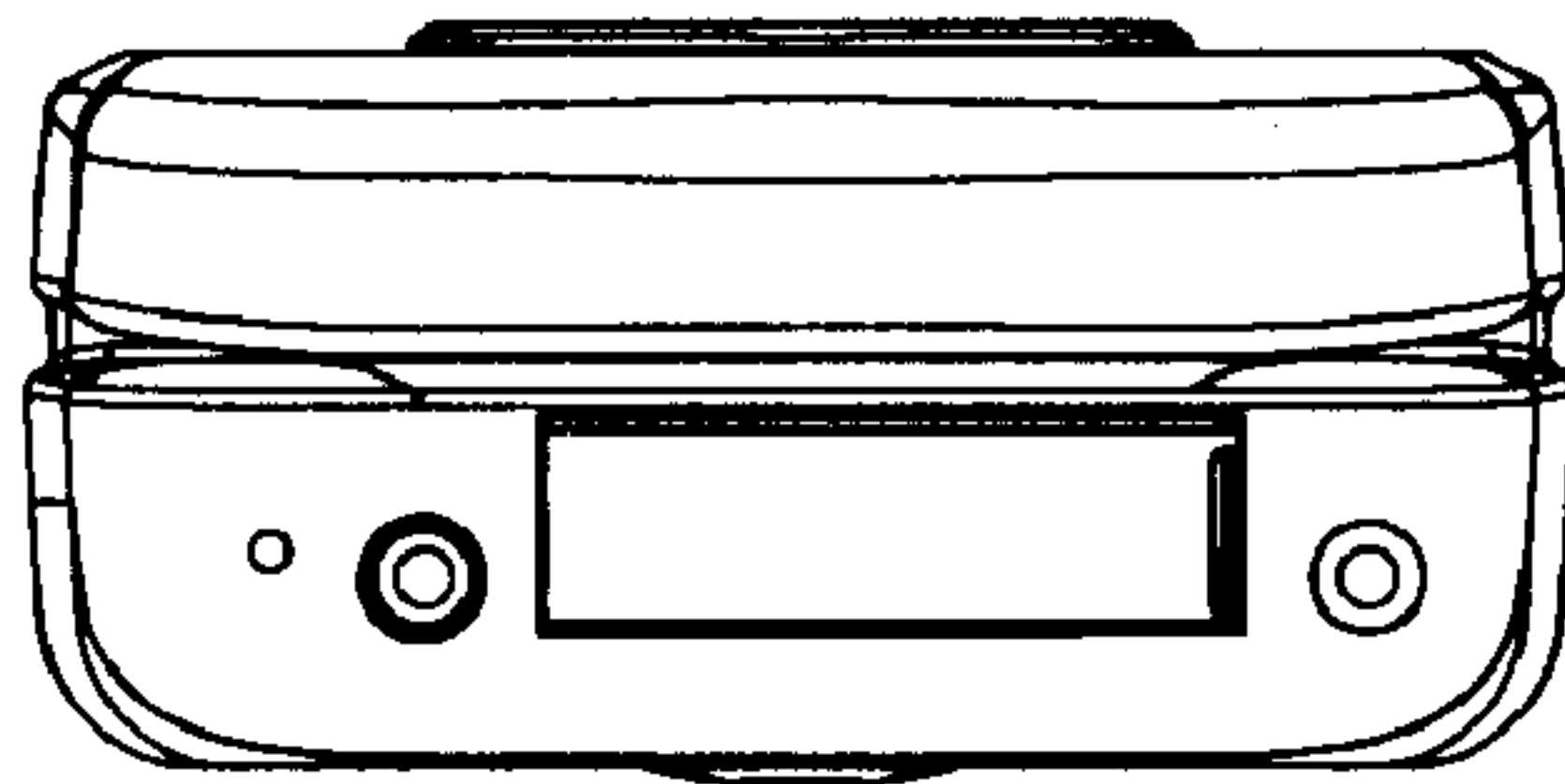


FIG. 7