



US00D474166S

(12) **United States Design Patent**
Burns et al.

(10) **Patent No.:** **US D474,166 S**

(45) **Date of Patent:** **** May 6, 2003**

(54) **HANDSET**

(75) Inventors: **Duncan Burns**, Dallas, TX (US);
Jamie Langford, Grapevine, TX (US)

(73) Assignee: **Nokia Corporation**, Espoo (FI)

(**) Term: **14 Years**

(21) Appl. No.: **29/155,688**

(22) Filed: **Feb. 14, 2002**

(51) **LOC (7) Cl.** **14-03**

(52) **U.S. Cl.** **D14/138**

(58) **Field of Search** D14/137, 138,
D14/218, 147-148, 247-248, 144, 341-347;
379/433.01-433.13, 419, 434, 428.01-428.04,
420.01-420.04, 440; 455/550-575, 90;
D21/517

(56) **References Cited**

U.S. PATENT DOCUMENTS

D388,784 S	*	1/1998	Phillips et al.	D14/138
D403,317 S	*	12/1998	Waldner	D14/138
D408,813 S	*	4/1999	Prior	D14/138
D410,002 S	*	5/1999	Collins	D14/138
D415,149 S	*	10/1999	Vuolteenaho et al.	D14/138
D415,489 S	*	10/1999	Ke	D14/138
6,006,074 A	*	12/1999	De Larminat et al.	455/90
D425,057 S	*	5/2000	Finkbeiner	D14/138
D427,171 S	*	6/2000	Frye et al.	D14/138
D434,016 S	*	11/2000	Hunt	D14/138
D434,741 S	*	12/2000	Park	D14/138
D435,027 S	*	12/2000	Wolf et al.	D14/138
D436,583 S	*	1/2001	Newby et al.	D14/138
D436,938 S	*	1/2001	Won	D14/138

D439,230 S	*	3/2001	Braxton et al.	D14/138
D440,951 S	*	4/2001	Kolinen	D14/138
D445,102 S	*	7/2001	Lai	D14/138
D446,200 S	*	8/2001	Ko	D14/138
D448,355 S	*	9/2001	Higashi et al.	D14/138
D450,671 S	*	11/2001	Langford et al.	D14/138
D453,150 S	*	1/2002	Murray	D14/138
D454,549 S	*	3/2002	Vuolteenaho et al.	D14/138
D454,850 S	*	3/2002	Salmi et al.	D14/138
D455,134 S	*	4/2002	Kolinen	D14/138
D455,412 S	*	4/2002	Vuolteenaho et al.	D14/138
D455,413 S	*	4/2002	Lee	D14/138
D456,375 S	*	4/2002	Vuolteenaho et al.	D14/138
D459,324 S	*	6/2002	Ahlgren	D14/138
D459,325 S	*	6/2002	Nakahara	D14/138
D461,174 S	*	8/2002	Ruohonen	D14/138
2001/0031651 A1	*	10/2001	Nakae et al.	455/572
2002/0039890 A1	*	4/2002	Kim	455/90

* cited by examiner

Primary Examiner—Jeffrey Asch

(74) *Attorney, Agent, or Firm*—Banner & Witcoff, Ltd.

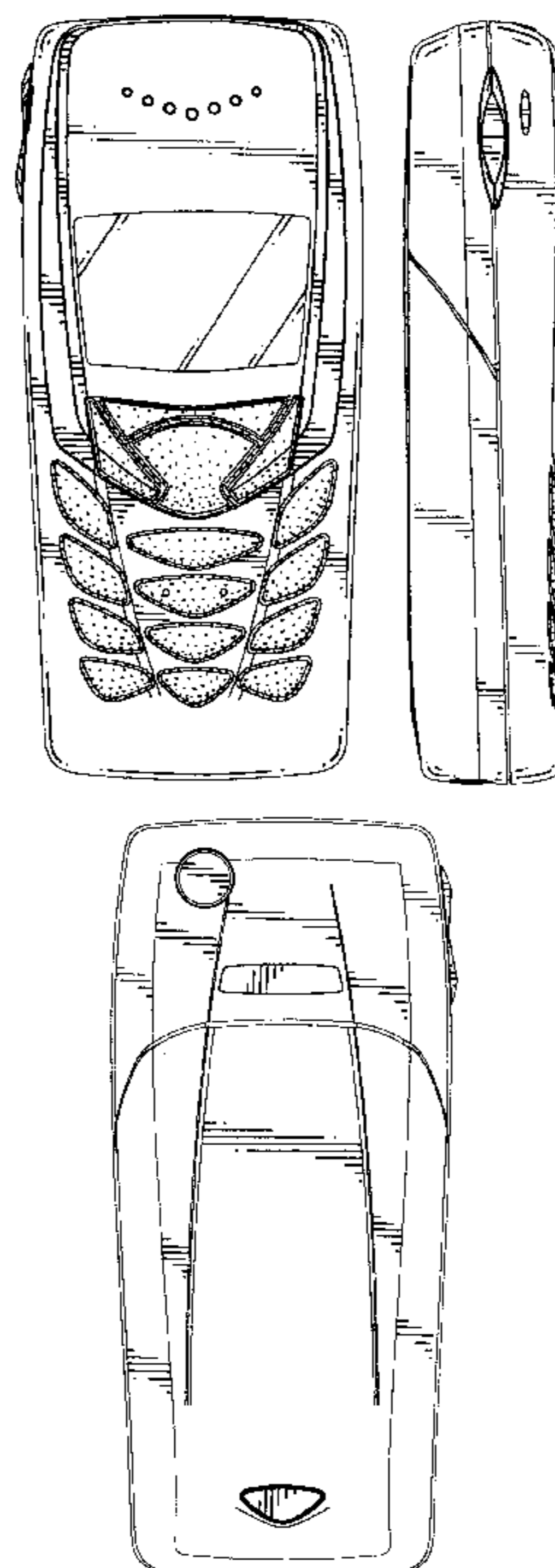
(57) **CLAIM**

We claim the ornamental design for a handset, as shown.

DESCRIPTION

FIG. 1 is a bottom plan view of the handset;
FIG. 2 is a right side view thereof;
FIG. 3 is a front view thereof;
FIG. 4 is a left side view thereof;
FIG. 5 is a top plan view thereof;
FIG. 6 is a perspective front view thereof;
FIG. 7 is a perspective rear view thereof; and,
FIG. 8 is a rear view thereof.

1 Claim, 4 Drawing Sheets



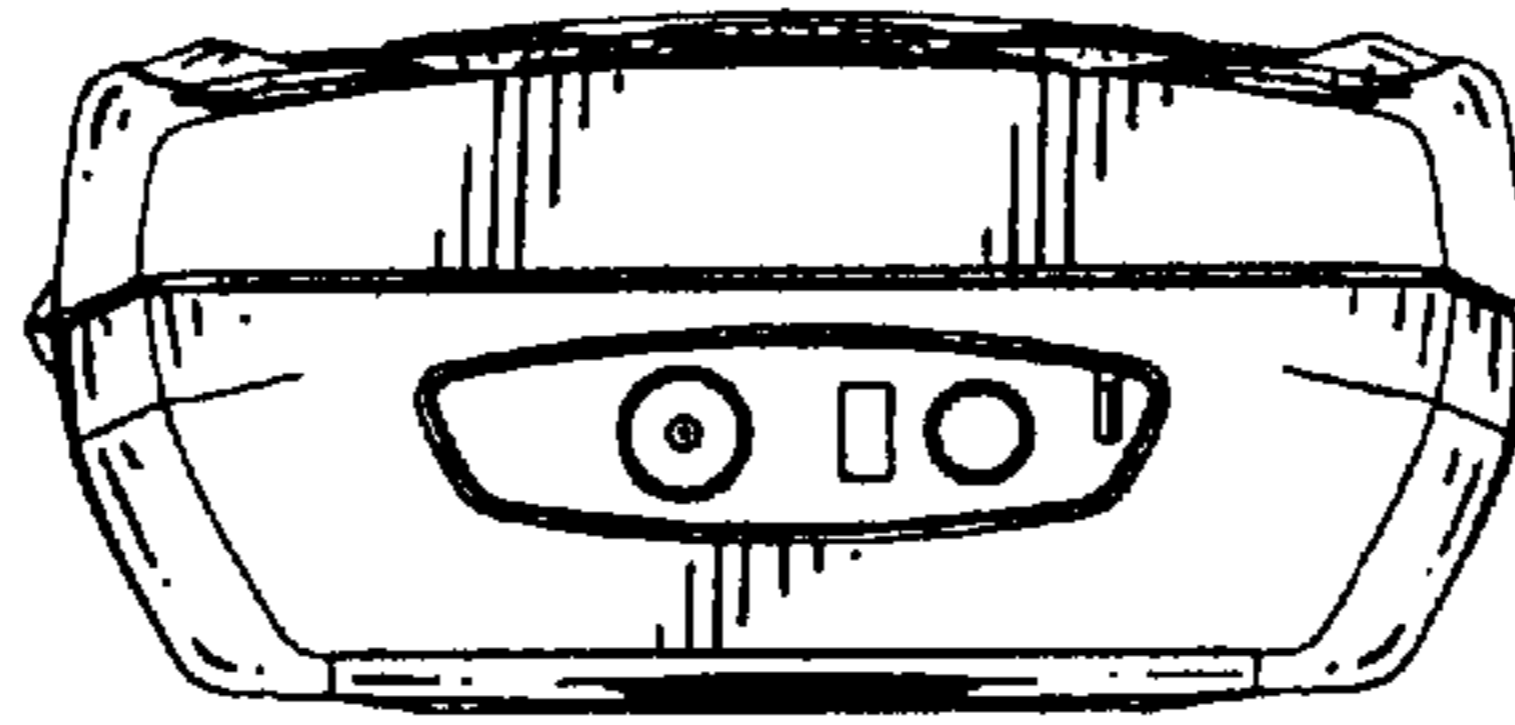


FIG. 1

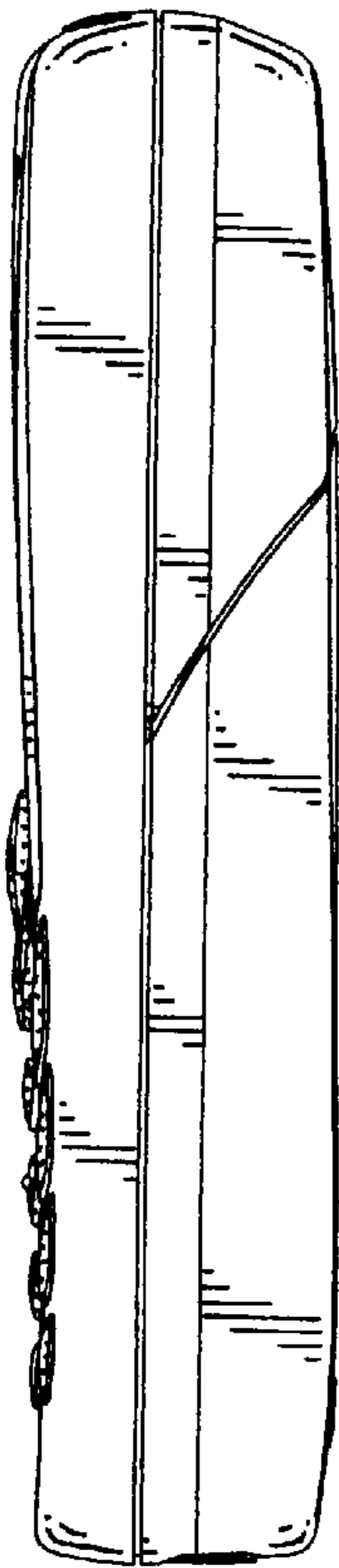


FIG. 2

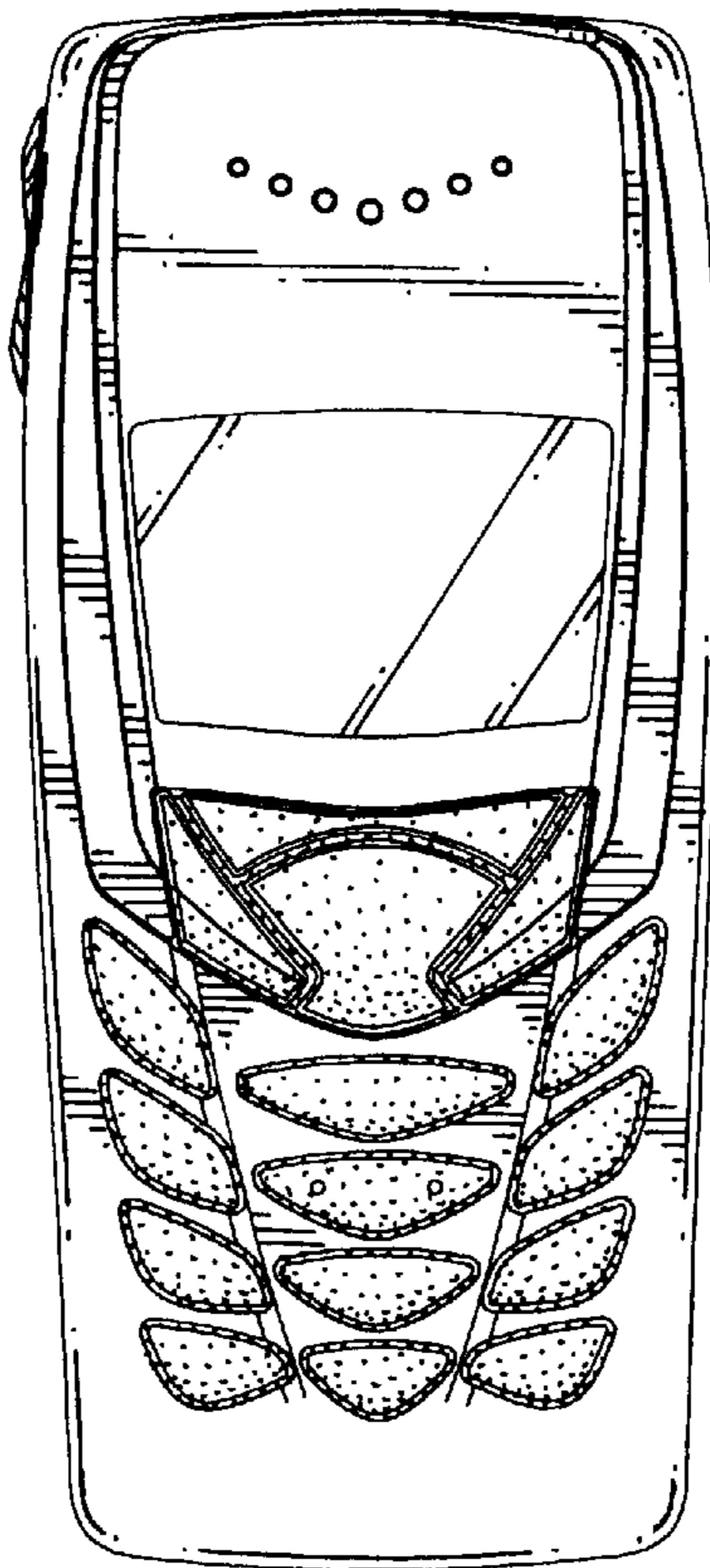


FIG. 3

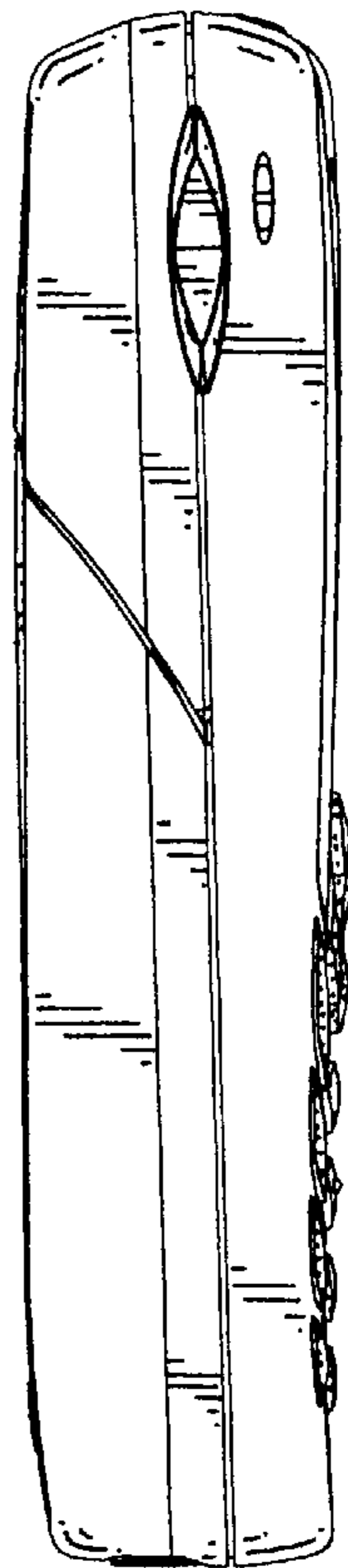


FIG. 4

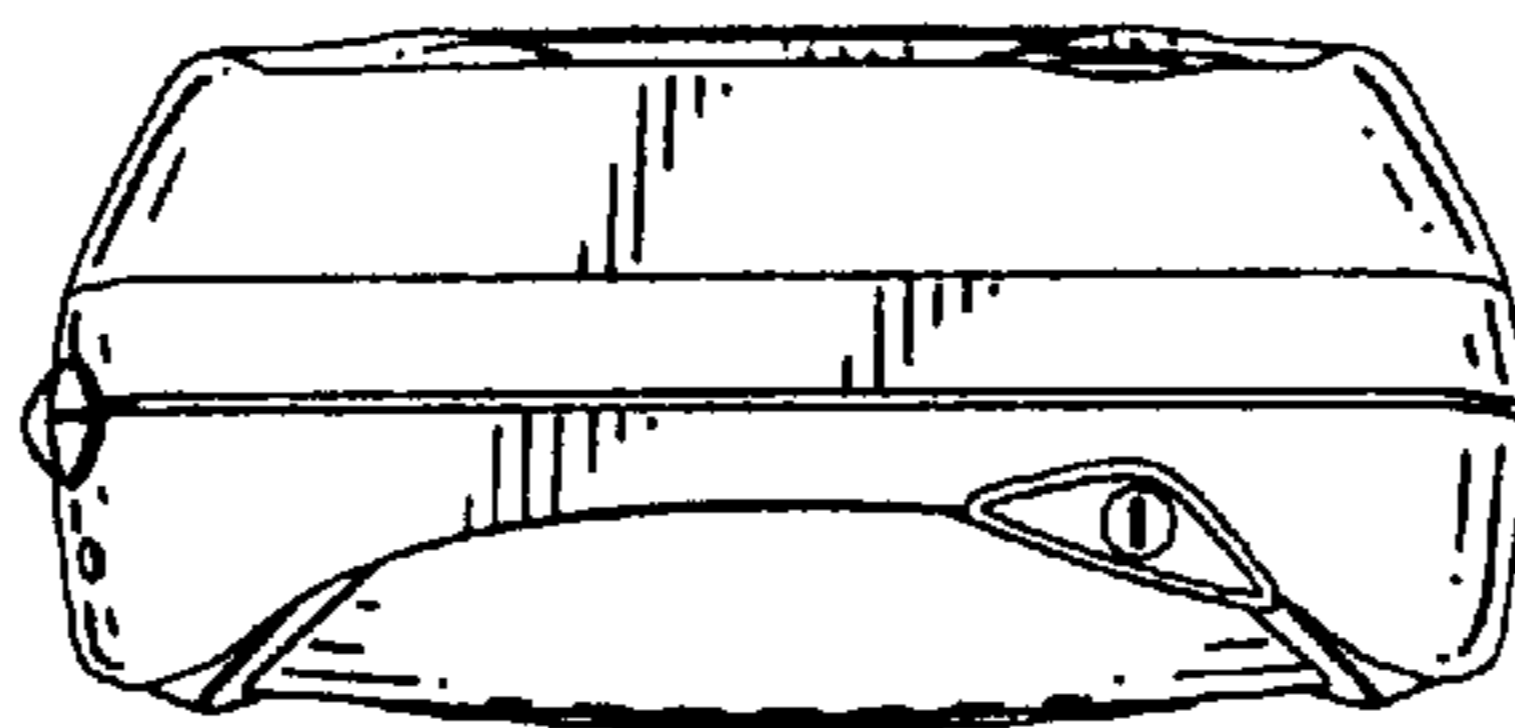


FIG. 5

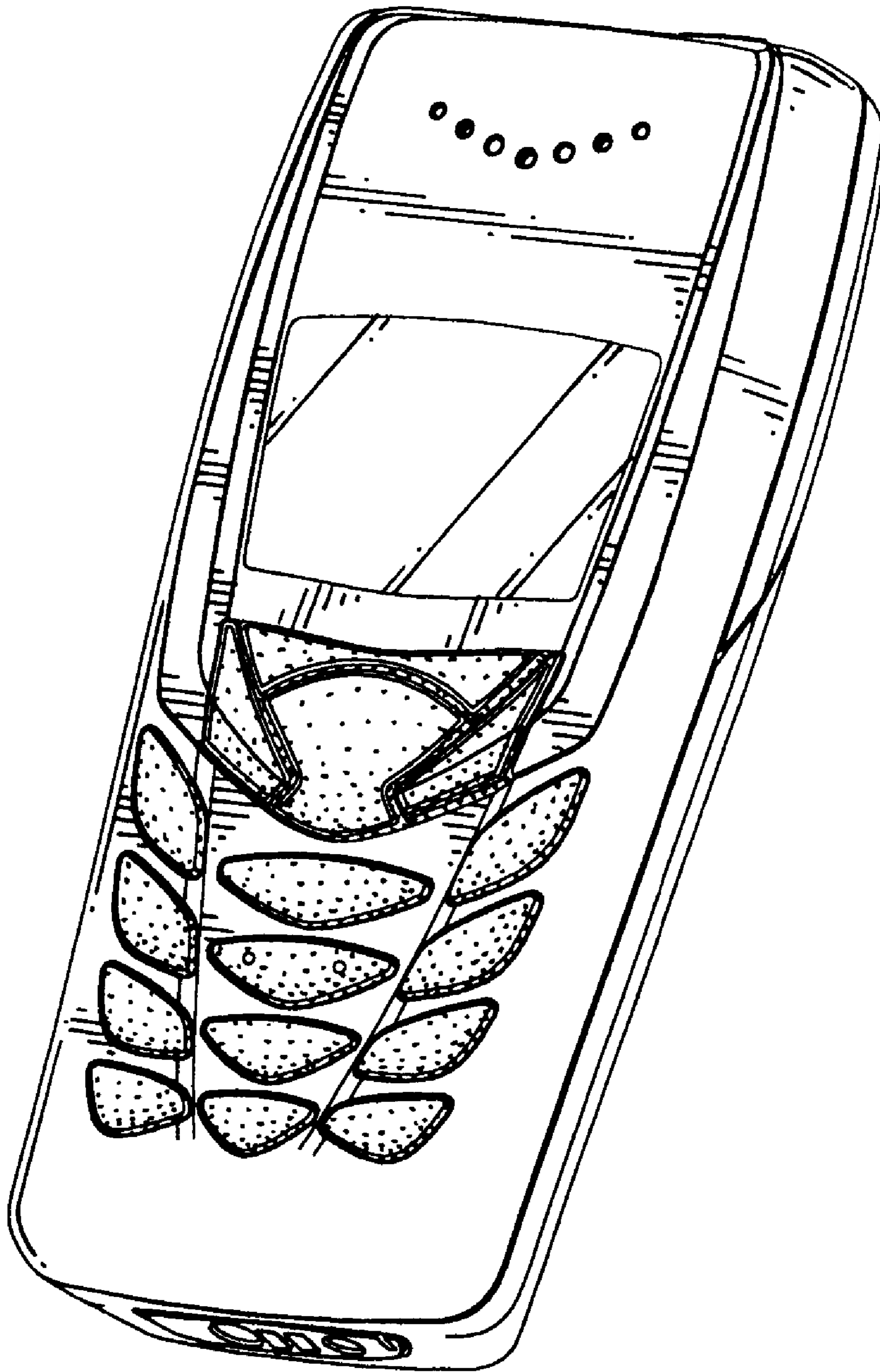


FIG.6

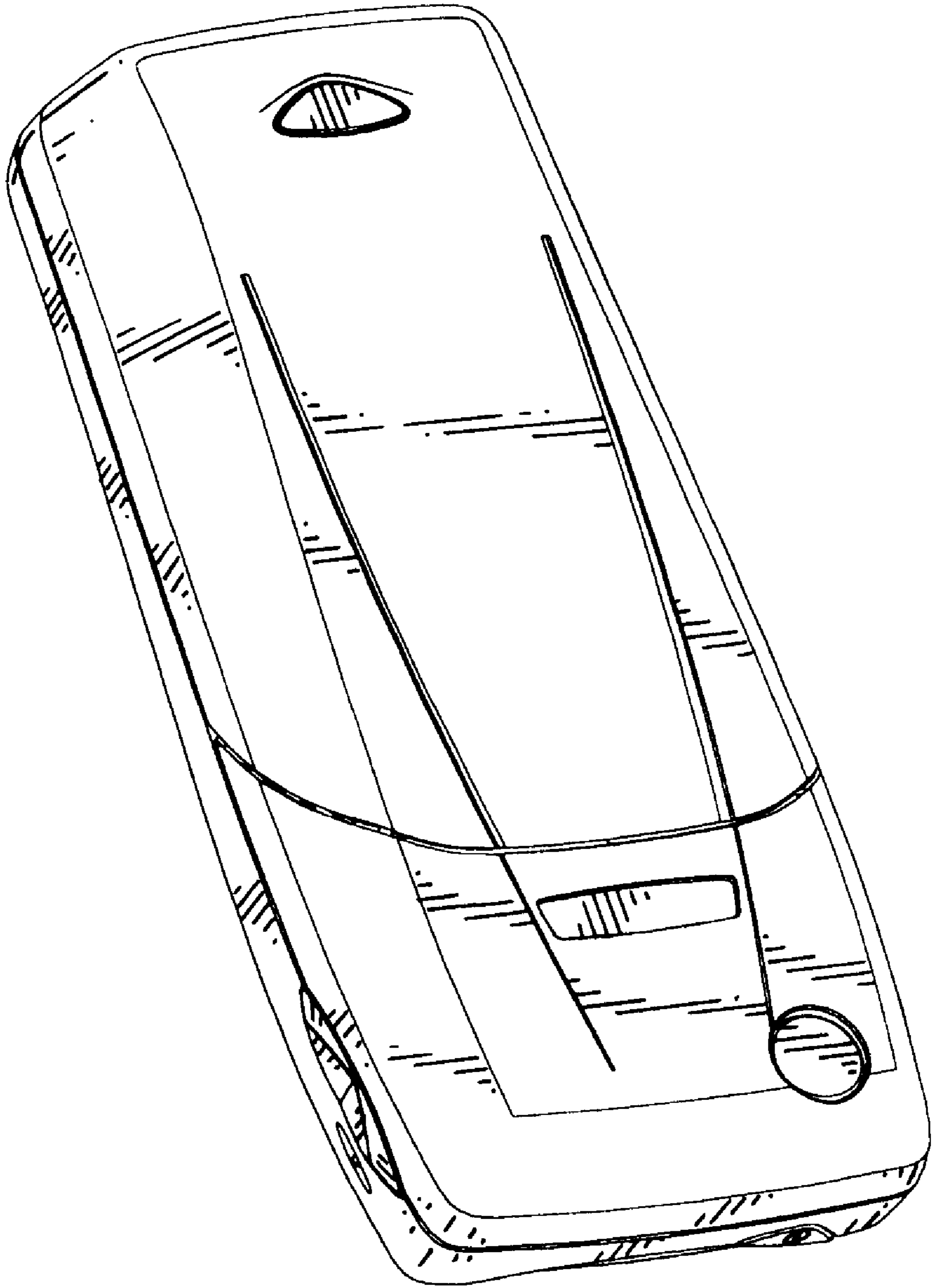


FIG. 7

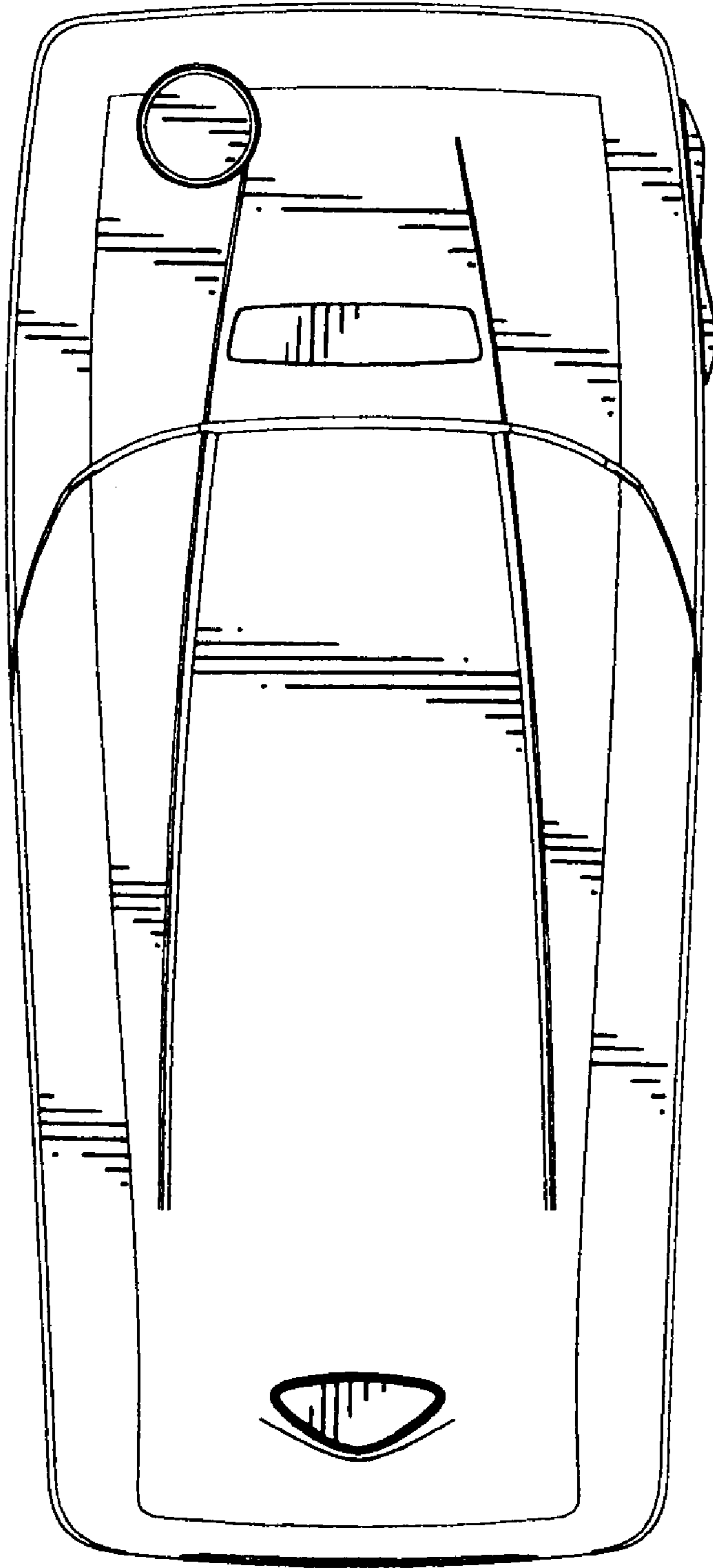


FIG.8