



US00D474163S

(12) **United States Design Patent**
Araki

(10) **Patent No.:** **US D474,163 S**

(45) **Date of Patent:** **** May 6, 2003**

(54) **TELEVISION SET**

(75) Inventor: **Satoshi Araki**, Tokyo (JP)
(73) Assignee: **Kabushiki Kaisha Toshiba**, Tokyo (JP)
(**) Term: **14 Years**

(21) Appl. No.: **29/168,371**
(22) Filed: **Oct. 2, 2002**

(30) **Foreign Application Priority Data**

Apr. 3, 2002 (JP) 2002-008899

(51) **LOC (7) Cl.** **14-03**
(52) **U.S. Cl.** **D14/126**
(58) **Field of Search** D14/125-136,
D14/239, 371, 374-376, 377; 312/7.2; 348/836,
838, 180, 184, 325, 739; 341/12; 248/917-924;
345/104, 133, 156, 168, 87, 173

(56) **References Cited**

U.S. PATENT DOCUMENTS

D408,416 S * 4/1999 Fenner et al. D14/239
D427,169 S * 6/2000 Saeki et al. D14/126
D429,227 S * 8/2000 Shimizu D14/132
D439,901 S * 4/2001 Ono et al. D14/375
D446,519 S * 8/2001 Wu D14/375
D464,650 S * 10/2002 Sun D14/375

FOREIGN PATENT DOCUMENTS

DE M 94 07 770 3/1995
JP 922096 3/1995
JP 1003546 2/1998
JP 1076455 6/2000
JP 1079608 7/2000
JP 1080291 7/2000

* cited by examiner

Primary Examiner—Raphael Barkai

(74) *Attorney, Agent, or Firm*—Oblon, Spivak, McClelland,
Maier & Neustadt, P.C.



(57) **CLAIM**

The ornamental design for a television set, as shown and described.

DESCRIPTION

FIG. 1 is a front, top and left side perspective view of a television set, showing my new design;
FIG. 2 is a right side elevational view thereof;
FIG. 3 is a front elevational view thereof;
FIG. 4 is a top plan view thereof;
FIG. 5 is a rear elevational view thereof;
FIG. 6 is a left side elevational view thereof;
FIG. 7 is a bottom plan view thereof; and,
FIG. 8 is a right side elevational view thereof showing the state of hanging on a wall.

1 Claim, 3 Drawing Sheets






Fig.1

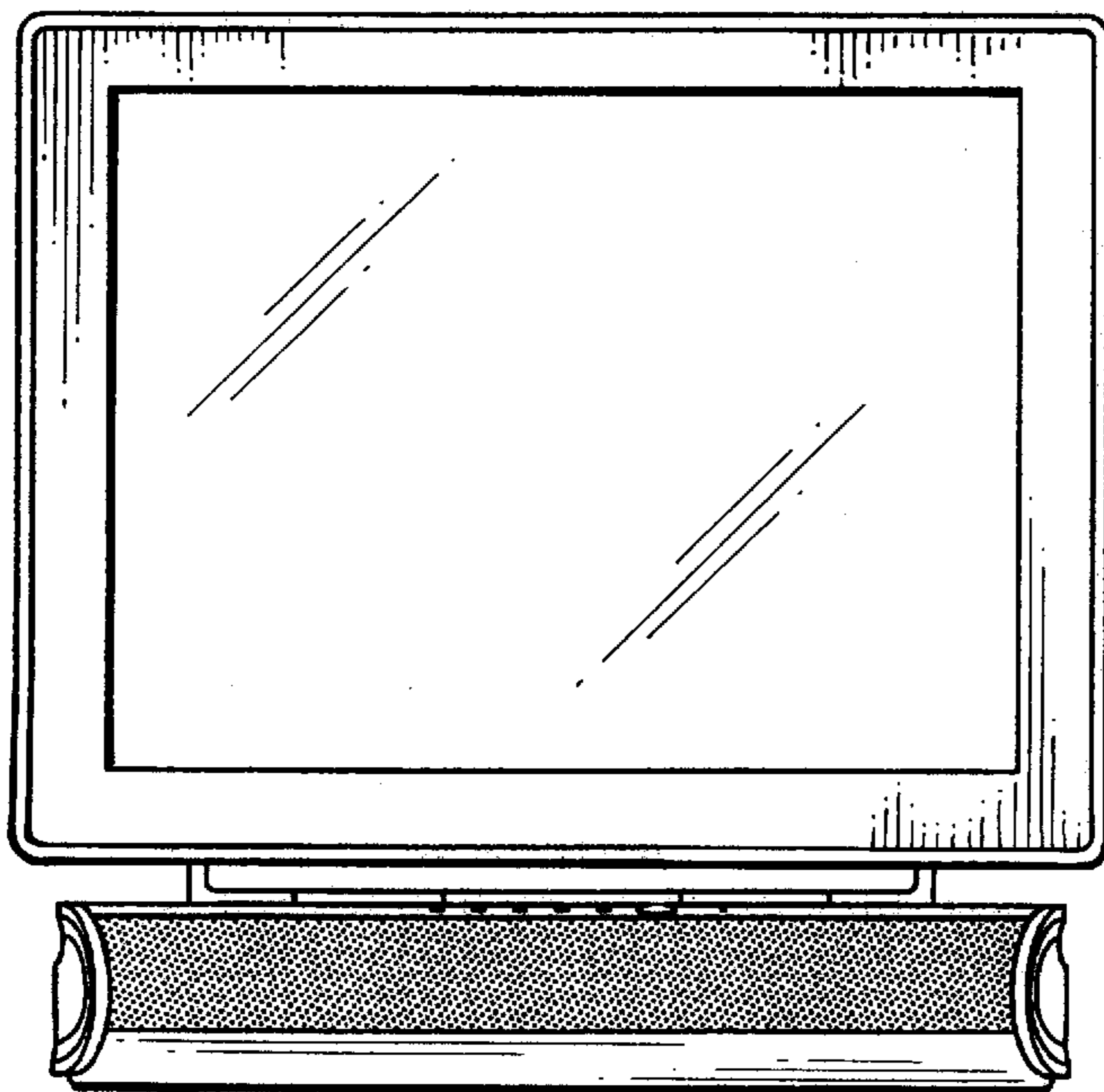


Fig.3

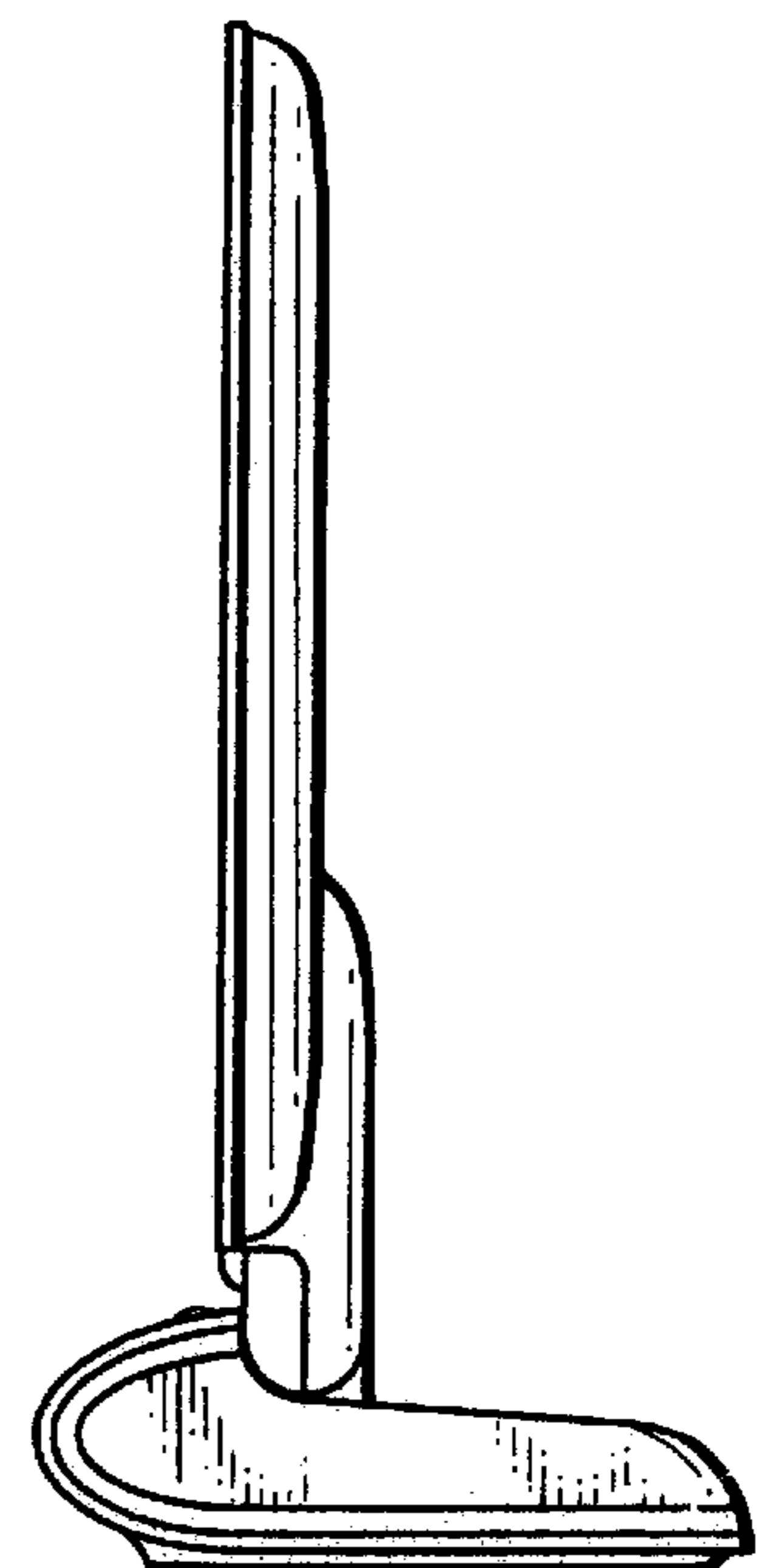


Fig.2

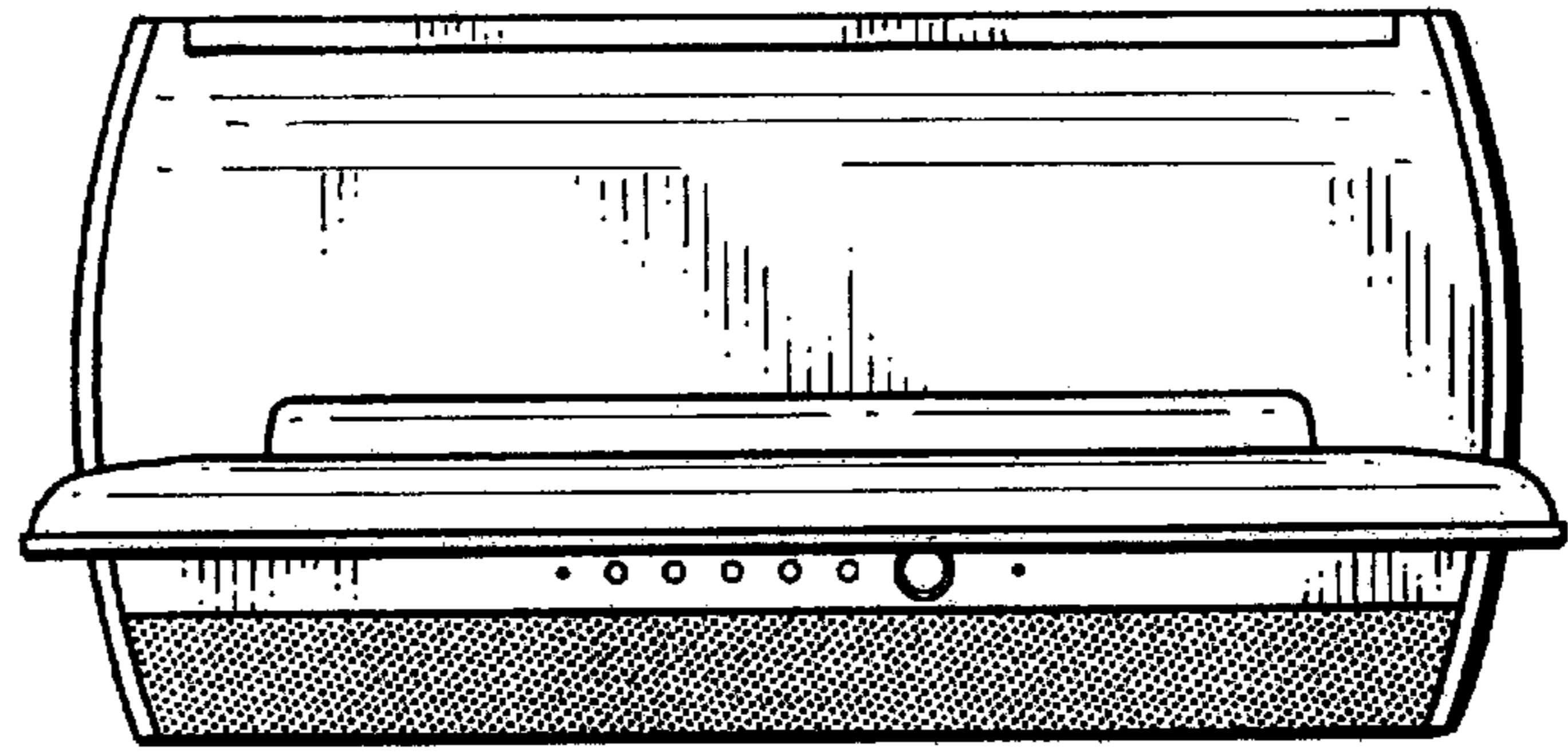


Fig. 4

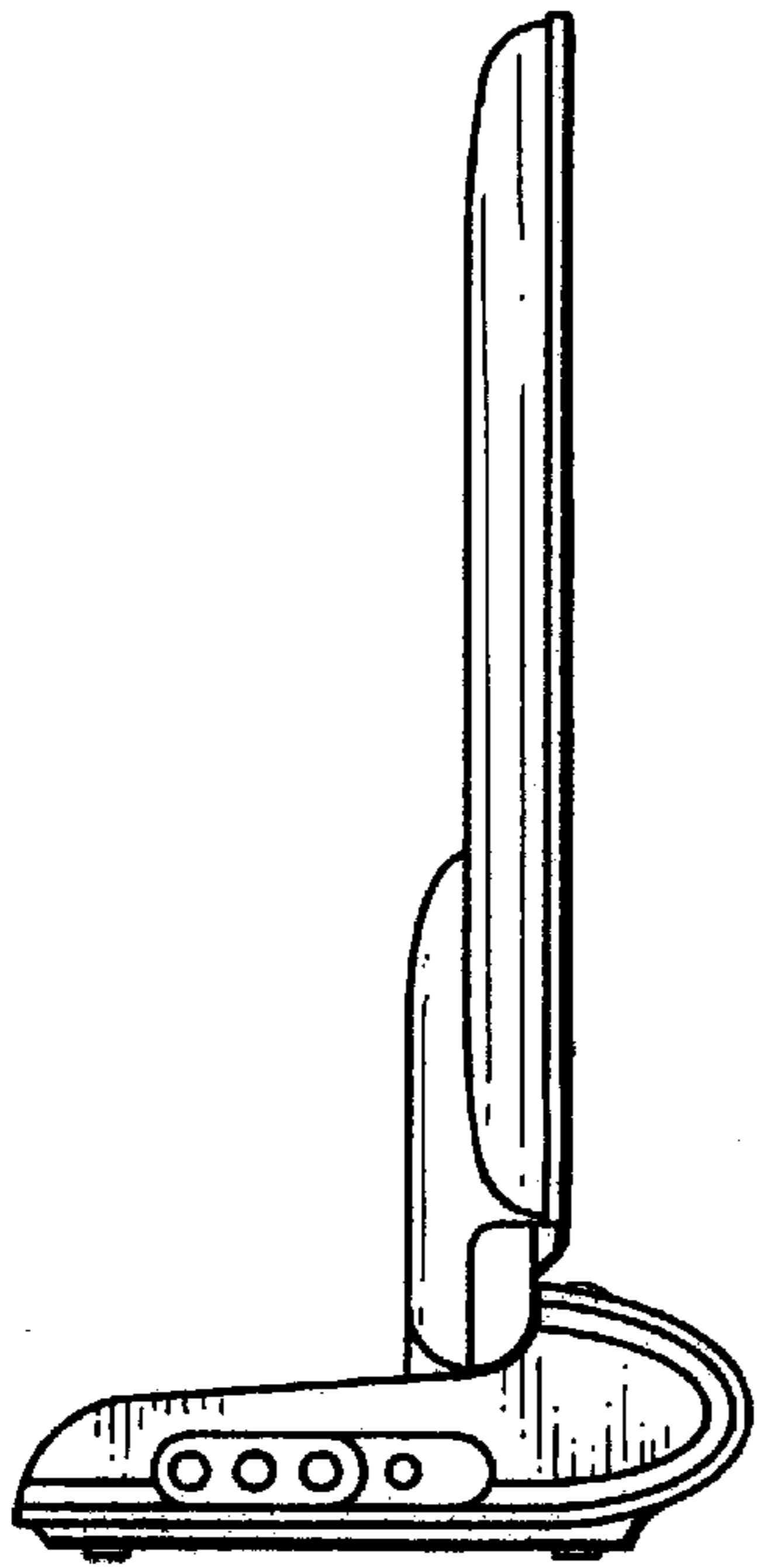


Fig. 6




Fig. 5




Fig. 7



Fig.8