



US00D474149S

(12) **United States Design Patent**
Kawahata et al.

(10) **Patent No.:** **US D474,149 S**

(45) **Date of Patent:** **** May 6, 2003**

(54) **STORAGE BATTERY**

(75) Inventors: **Nobuya Kawahata**, Yokosuka (JP);
Kazuya Umeyama, Edogawa-Ku (JP);
Hidefumi Ota, Kawasaki (JP)

(73) Assignee: **Nikon Corporation**, Tokyo (JP)

(**) Term: **14 Years**

(21) Appl. No.: **29/163,426**

(22) Filed: **Jul. 5, 2002**

(30) **Foreign Application Priority Data**

Feb. 13, 2002 (JP) 2002-003403

(51) **LOC (7) Cl.** **13-02**

(52) **U.S. Cl.** **D13/103**

(58) **Field of Search** D13/103; 429/96-100,
429/159, 163, 176

(56) **References Cited**

U.S. PATENT DOCUMENTS

- 4,582,767 A * 4/1986 Morioka et al. 429/163 X
- 4,659,636 A * 4/1987 Suzuki et al. 429/159 X
- 5,459,388 A * 10/1995 Illingworth et al. 429/99 X
- 5,470,255 A * 11/1995 McCleerey et al. 439/500
- D386,742 S * 11/1997 Amero, Jr. et al. D13/103
- D394,841 S * 6/1998 Hashimoto et al. D13/103
- D400,496 S * 11/1998 Barber et al. D13/103
- 5,909,102 A * 6/1999 Stone, III et al. 320/114
- 5,917,306 A * 6/1999 Fischl et al. 320/107
- D414,159 S * 9/1999 Deslyper et al. D13/103
- D419,131 S * 1/2000 Andrews et al. D13/103
- 6,110,618 A * 8/2000 Vacheron et al. 429/100
- 6,153,834 A * 11/2000 Cole et al. 429/100 X
- D439,877 S * 4/2001 Vacheron et al. D13/103
- D444,448 S * 7/2001 Robinson et al. D13/103
- 6,326,766 B1 * 12/2001 Small 320/112
- 6,380,713 B2 * 4/2002 Namura 429/99 X

- 6,455,188 B1 * 9/2002 McKay et al. 429/97
- 6,461,764 B1 * 10/2002 Nakamura 429/96 X
- 2002/0012838 A1 * 1/2002 Tsukada et al. 429/176
- 2002/0142195 A1 * 10/2002 Ehara 429/176 X
- 2002/0150815 A1 * 10/2002 Ehara 429/100 X

FOREIGN PATENT DOCUMENTS

- GB 2053726 * 1/1996 13/2.04
- JP 1043997 7/1999
- JP 1113583 7/2001
- WO 052795 * 7/2000 13/2

OTHER PUBLICATIONS

Batteries at www.trade.net.hk—Aug. 16, 1996.*
Nokia 8200 Series Battery at www.ezcor.com/products/90677.html, Nov. 24, 2002.*

* cited by examiner

Primary Examiner—Joel Sincavage

(74) *Attorney, Agent, or Firm*—Oliff & Berridge, PLC

(57) **CLAIM**

The ornamental design for storage battery, as shown.

DESCRIPTION

FIG. 1 is a front perspective view of storage battery showing our new design;
FIG. 2 is a front elevation view thereof;
FIG. 3 is a top plan view thereof;
FIG. 4 is a right side view thereof;
FIG. 5 is a left side view thereof;
FIG. 6 is a rear elevation view thereof;
FIG. 7 is a bottom plan view thereof;
FIG. 8 is a view of a cross-sectional slice thereof taken along line 8—8 of FIG. 2; and,
FIG. 9 is a view of a cross-sectional slice thereof taken along line 9—8 of FIG. 2.

1 Claim, 5 Drawing Sheets

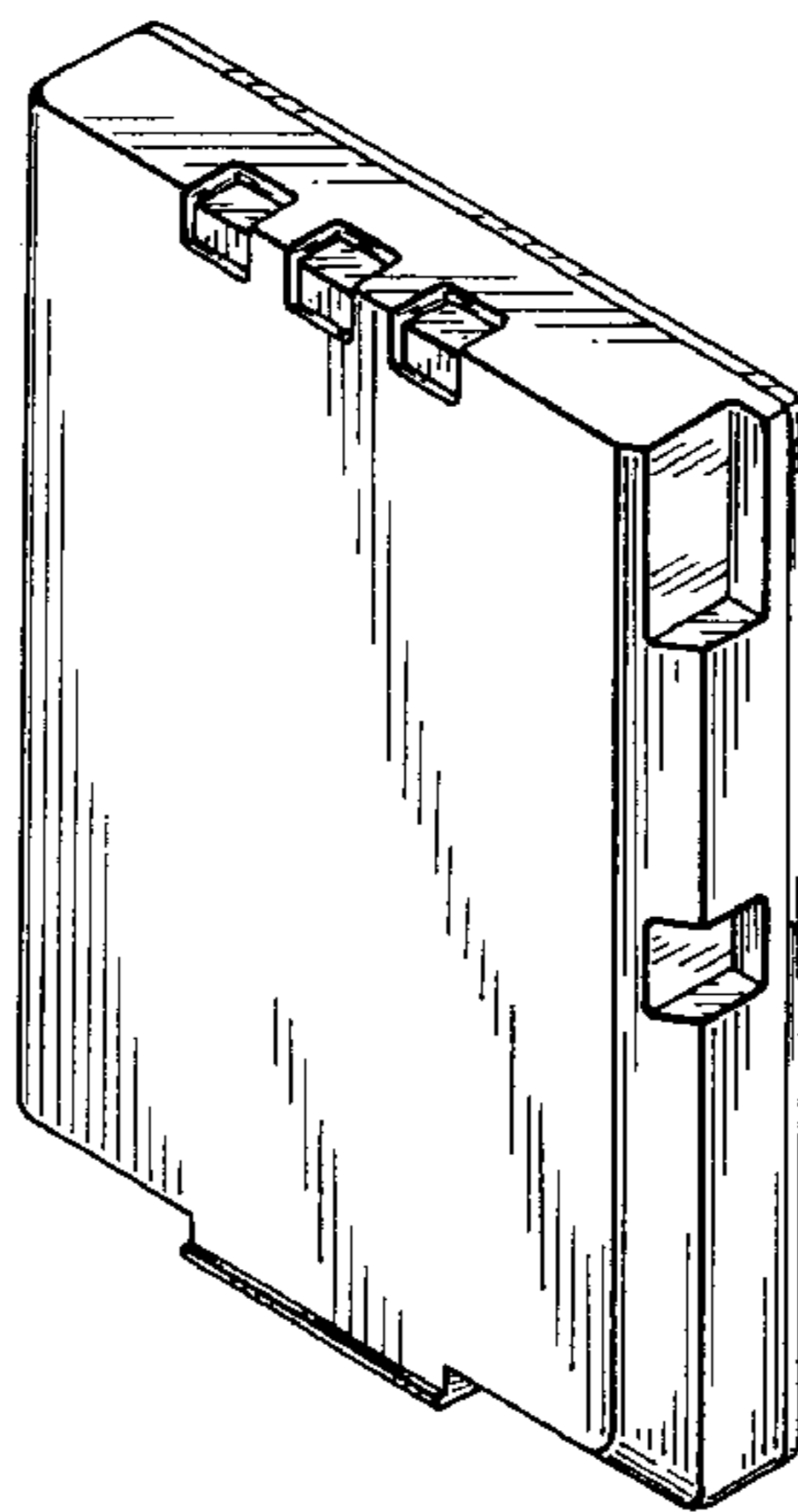


FIG. 1

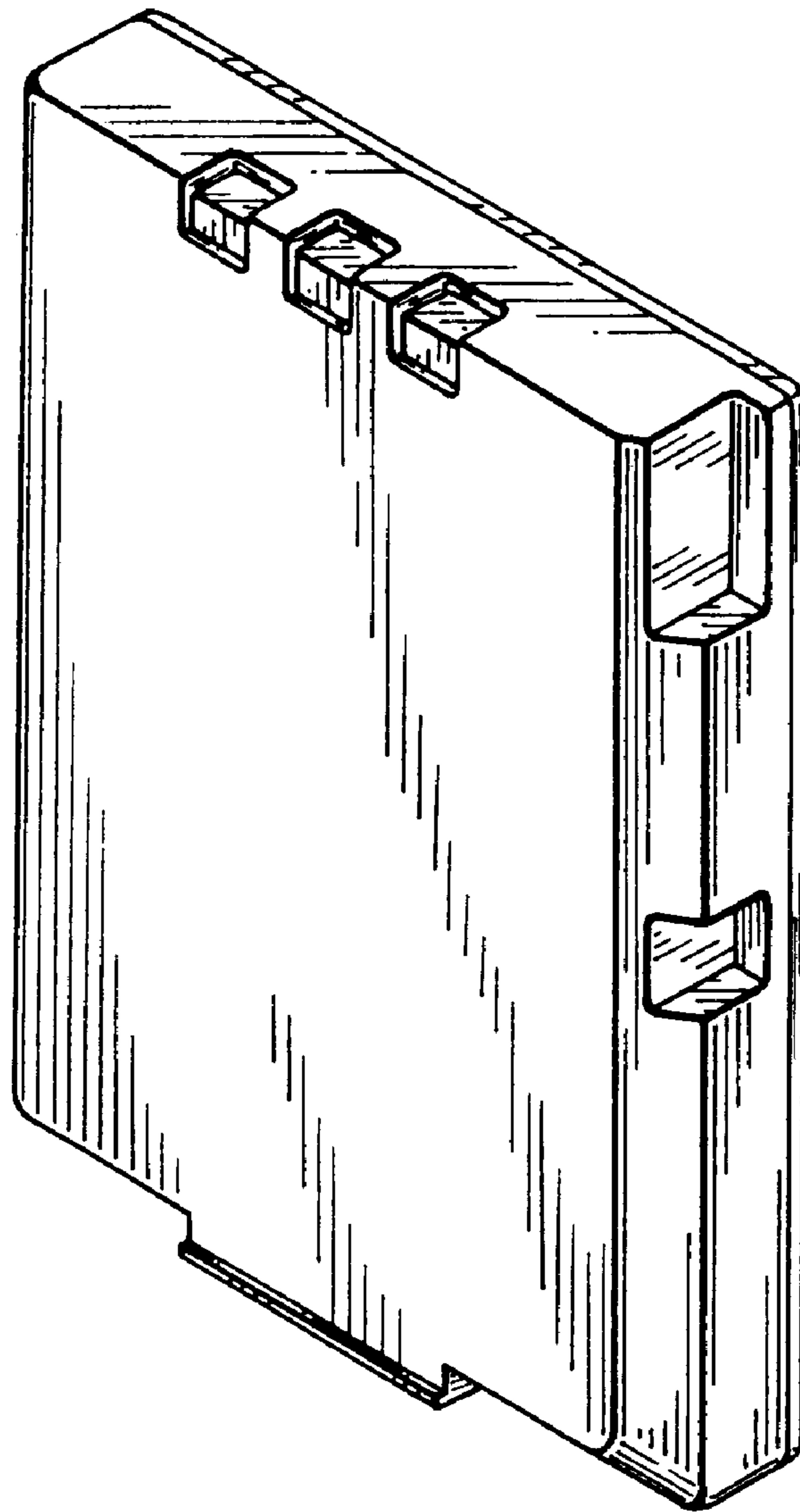


FIG. 2

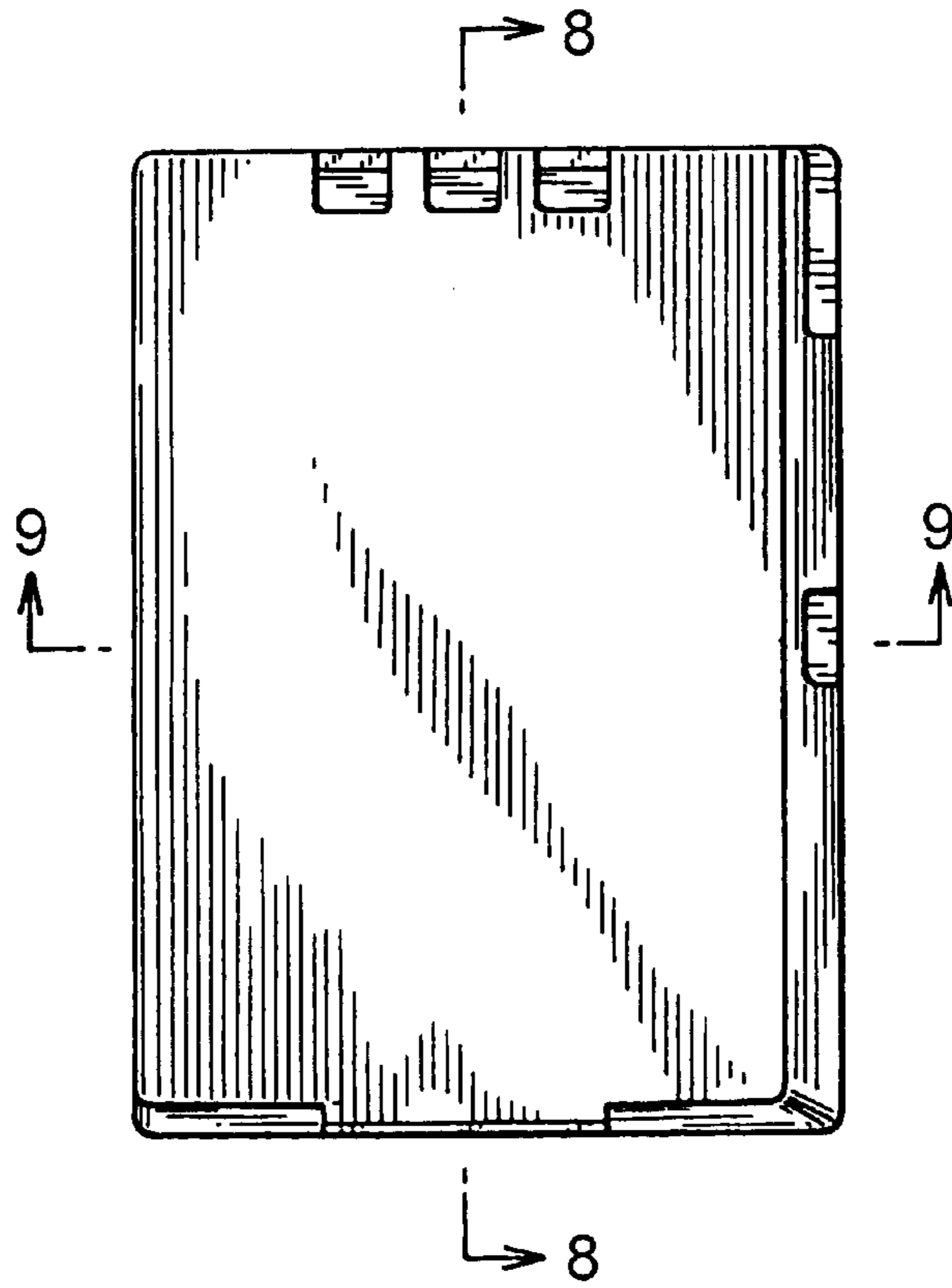


FIG. 3



FIG. 4



FIG. 5



FIG. 6




FIG. 7




FIG. 8

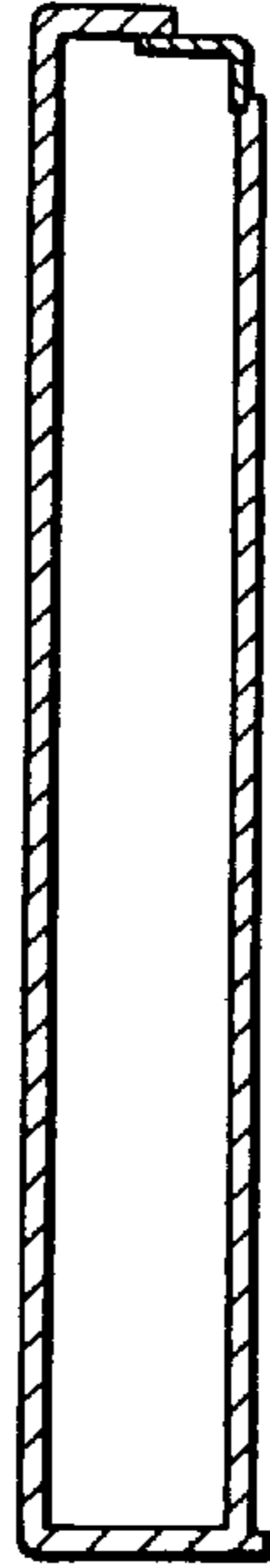


FIG. 9

