



US00D474147S

(12) **United States Design Patent**  
**Zurita**

(10) **Patent No.:** **US D474,147 S**

(45) **Date of Patent:** **\*\* May 6, 2003**

(54) **TIRE TREAD**

(75) Inventor: **Louis Ernest Zurita**, Copley, OH (US)

(73) Assignee: **The Goodyear Tire & Rubber Company**, Akron, OH (US)

(\*\*) Term: **14 Years**

(21) Appl. No.: **29/159,682**

(22) Filed: **Apr. 26, 2002**

(51) **LOC (7) Cl.** ..... **12-15**

(52) **U.S. Cl.** ..... **D12/594**

(58) **Field of Search** ..... D12/551, 552,  
D12/553, 574, 586, 587, 588, 594, 595,  
598, 600, 601; 152/209.1, 209.9, 209.13,  
209.25, 209.28

(56) **References Cited**

**U.S. PATENT DOCUMENTS**

D204,535 S	*	4/1966	Anslow	.....	D12/574
D384,920 S	*	10/1997	De Barys	.....	D12/574
D388,040 S	*	12/1997	De Barys	.....	D12/602
D410,420 S	*	6/1999	De Barys	.....	D12/600
D442,896 S	*	5/2001	Merino Lopez	.....	D12/600

**OTHER PUBLICATIONS**

Mickey Thompson Indy Profile and Indy Profile S/S Tires, 2000 Tread Design Guide, Jan. 2000, p. 49. 1/4 & 1/5.\*

\* cited by examiner

*Primary Examiner*—Robert M. Spear

(74) *Attorney, Agent, or Firm*—David L. King

(57) **CLAIM**

The ornamental Design for a tire tread, as shown and described.

**DESCRIPTION**

FIG. 1 is a perspective view of a tire tread showing our new design, it being understood that the pattern repeats uniformly throughout the circumference of the tread;

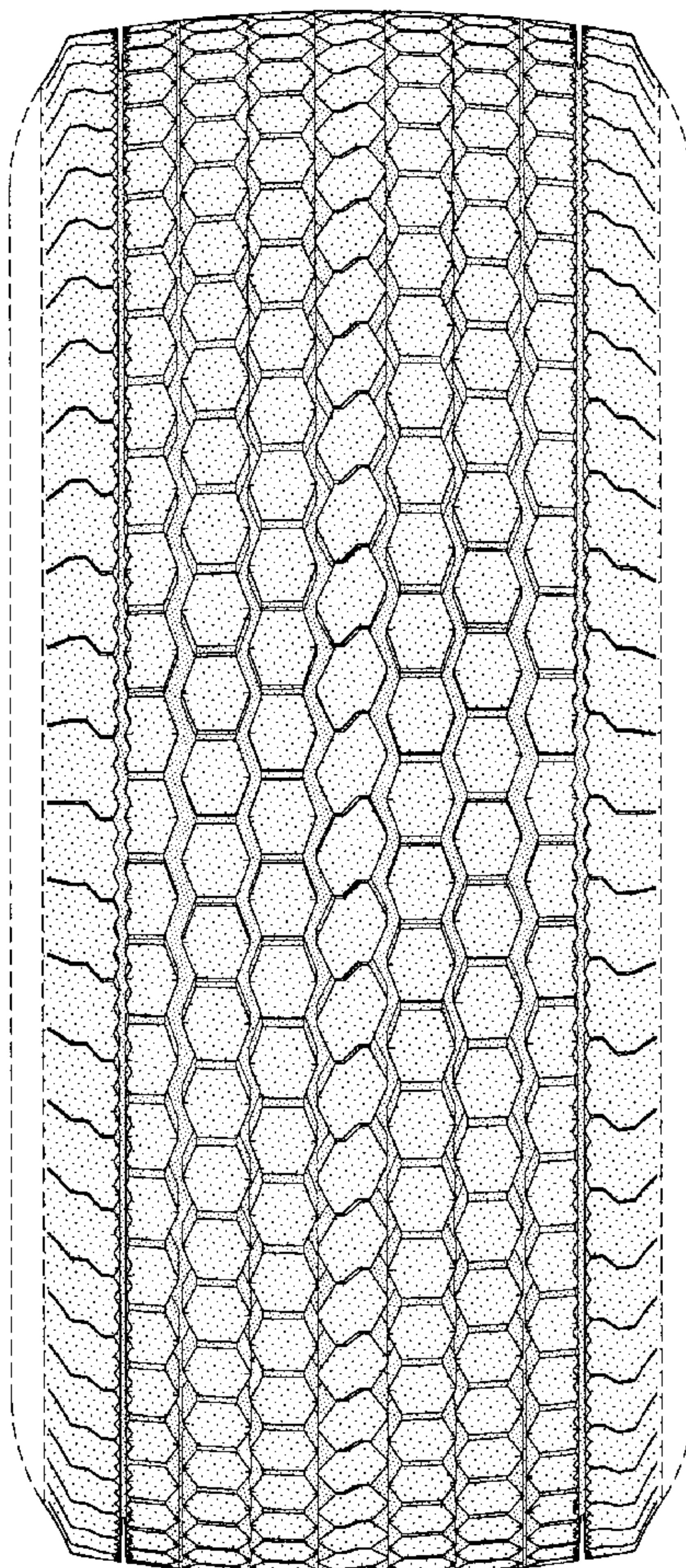
FIG. 2 is a front elevational view thereof;

FIG. 3 is a side elevational view thereof, the opposite side elevational view being identical thereto; and,

FIG. 4 is an enlarged fragmentary perspective view.

In the drawings, the broken lines defining the sidewall and inner bead and the peripheral boundary between the tire tread and the sidewall are for illustrative purposes only and form no part of the claimed design.

**1 Claim, 4 Drawing Sheets**





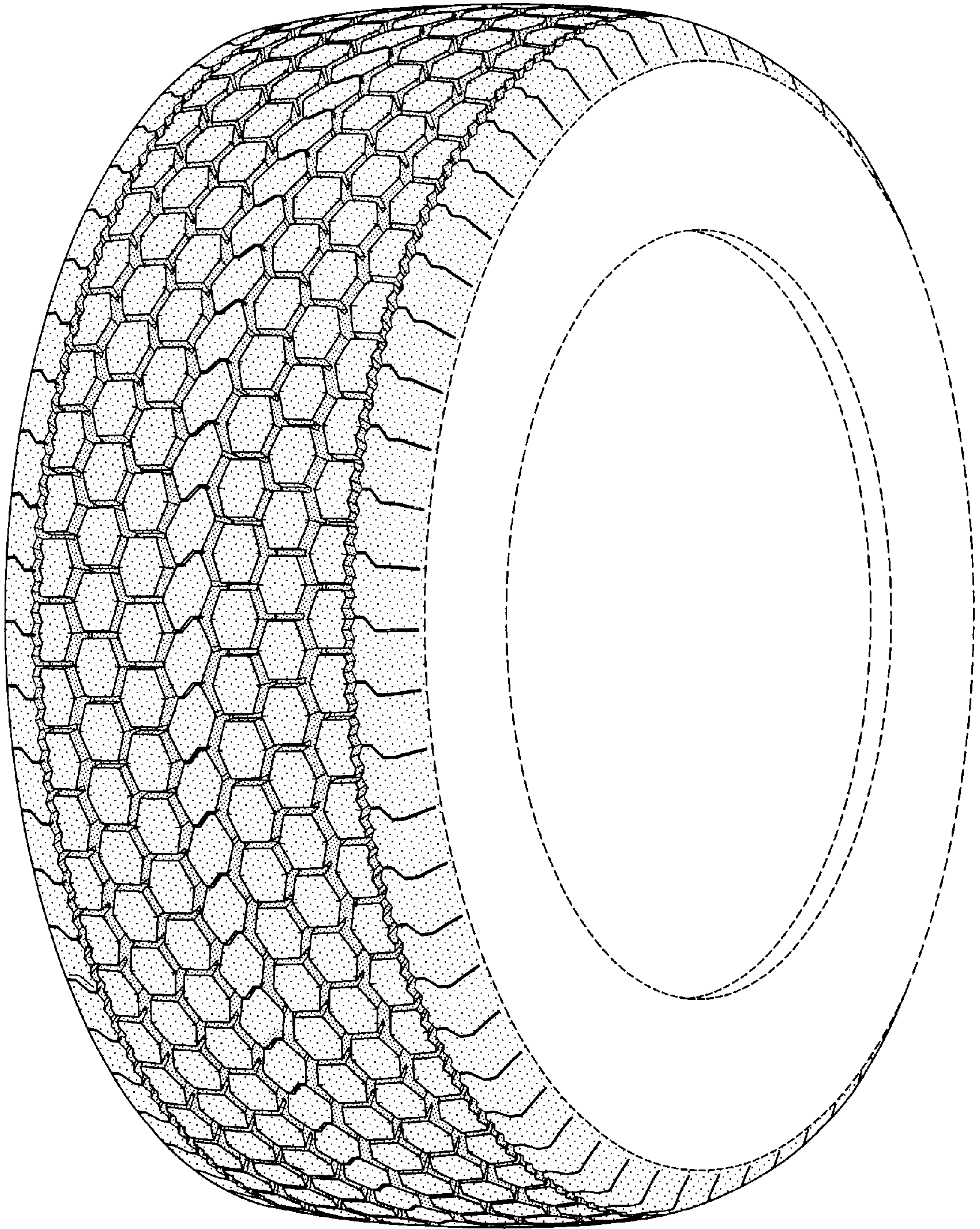


FIG-1



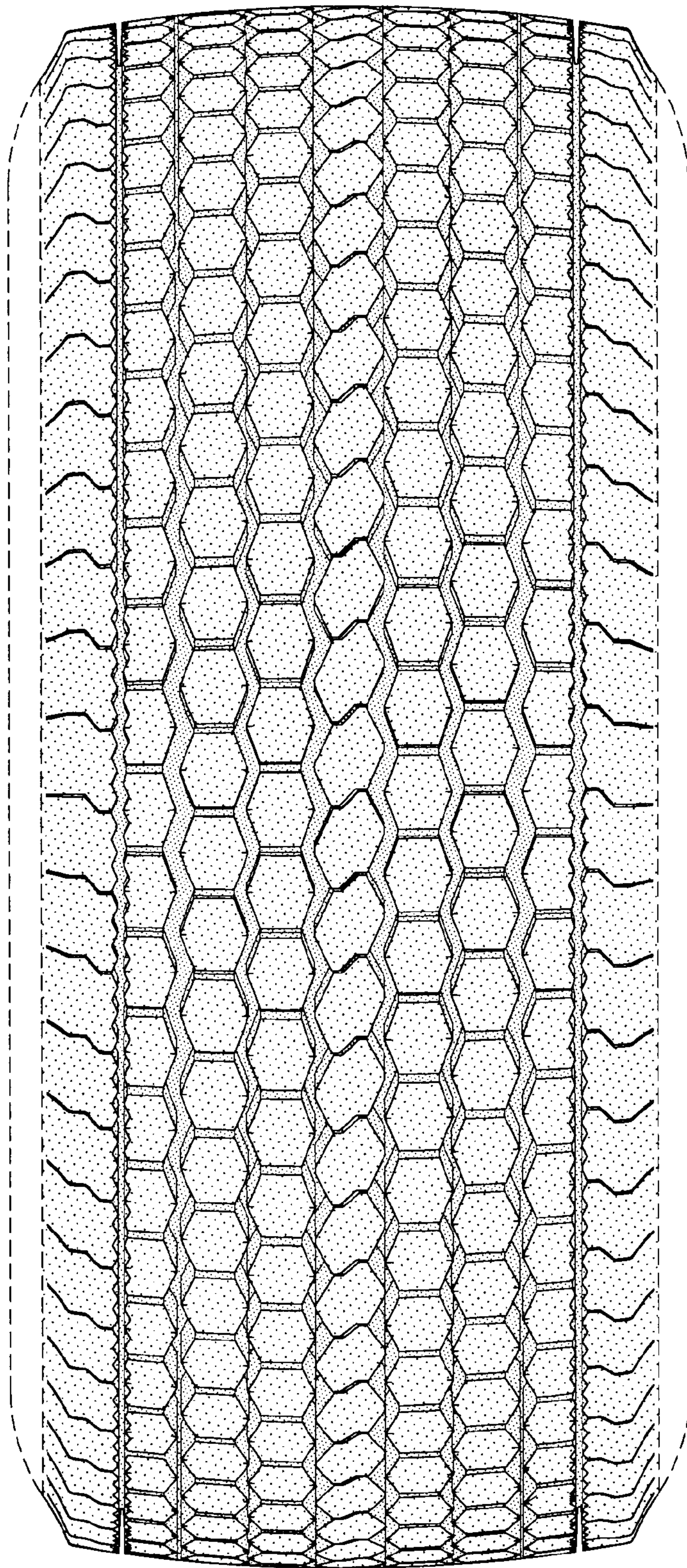


FIG-2

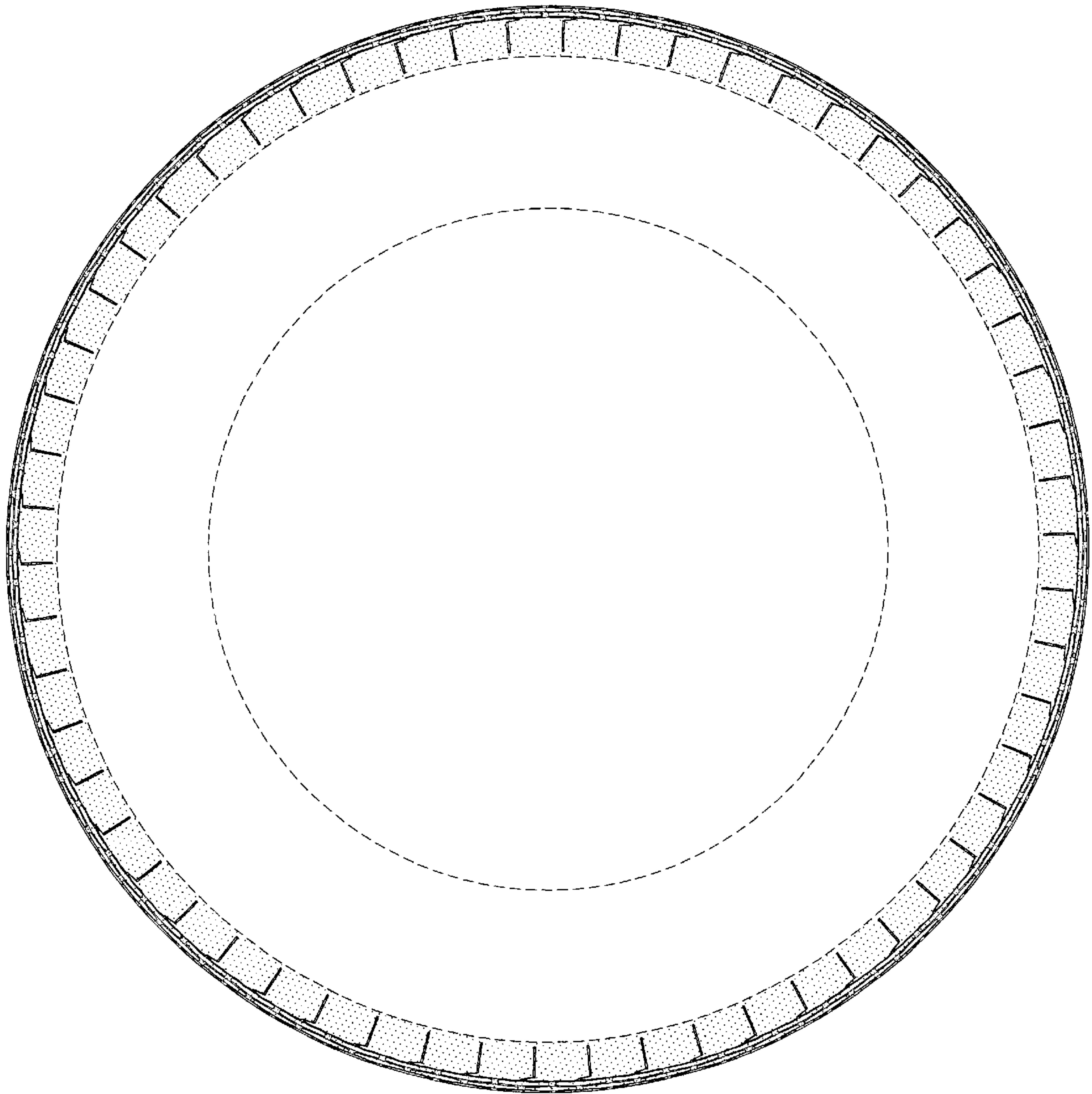


FIG-3



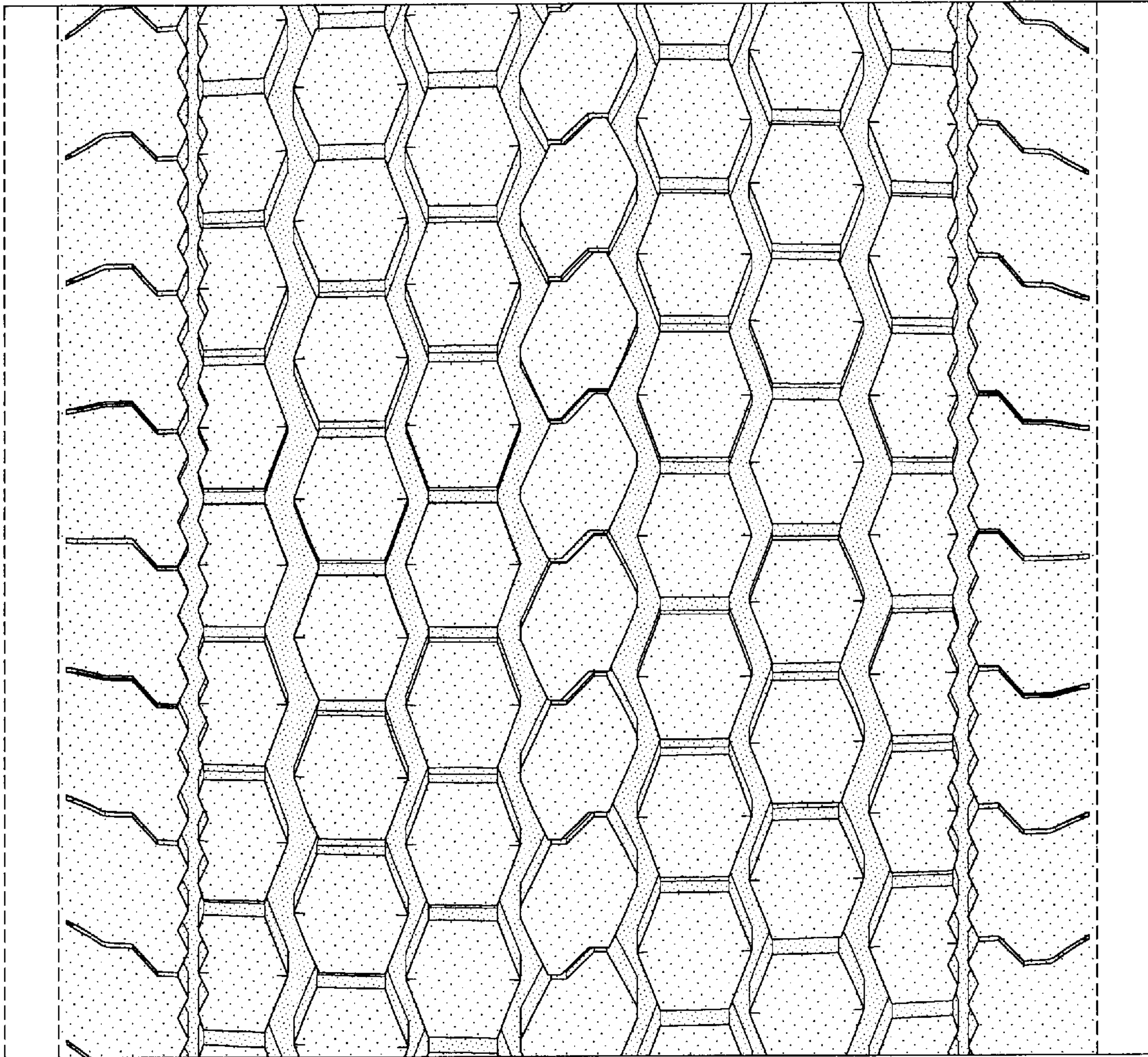


FIG-4