



US00D474138S

(12) **United States Design Patent**
Meier et al.

(10) **Patent No.:** **US D474,138 S**

(45) **Date of Patent:** **** May 6, 2003**

(54) **SURFACE CONFIGURATION OF A VEHICLE BODY END STRUCTURE**

D414,735 S * 10/1999 Gerisch et al. D12/196
D443,242 S * 6/2001 Sato D12/196

(75) Inventors: **Thomas Meier**, Rheinstetten (DE);
Dieter Steinhauser, Remshalden (DE);
Oliver Stoffels, Ludwigsburg (DE)

* cited by examiner

(73) Assignee: **Dr. Ing. h.c.F. Porsche**
Aktiengesellschaft, Stuttgart (DE)

Primary Examiner—Melody N. Brown
(74) *Attorney, Agent, or Firm*—Crowell & Moring LLP

(**) Term: **14 Years**

(57) **CLAIM**

The ornamental design for a surface configuration of a vehicle body end structure, as shown and described.

(21) Appl. No.: **29/164,034**

(22) Filed: **Jul. 18, 2002**

DESCRIPTION

(30) **Foreign Application Priority Data**

Jan. 26, 2002 (DE) 4 02 00 805

(51) **LOC (7) Cl.** **12-16**

(52) **U.S. Cl.** **D12/196**

(58) **Field of Search** D12/196, 90-92,
D12/86; 296/185

FIG. 1 is a perspective view of a surface configuration of a vehicle body end structure according to our novel design;

FIG. 2 is a perspective view of the surface configuration of a vehicle body end structure according to our novel design; and,

FIG. 3 is a top view of the surface configuration of a vehicle body end structure according to our novel design.

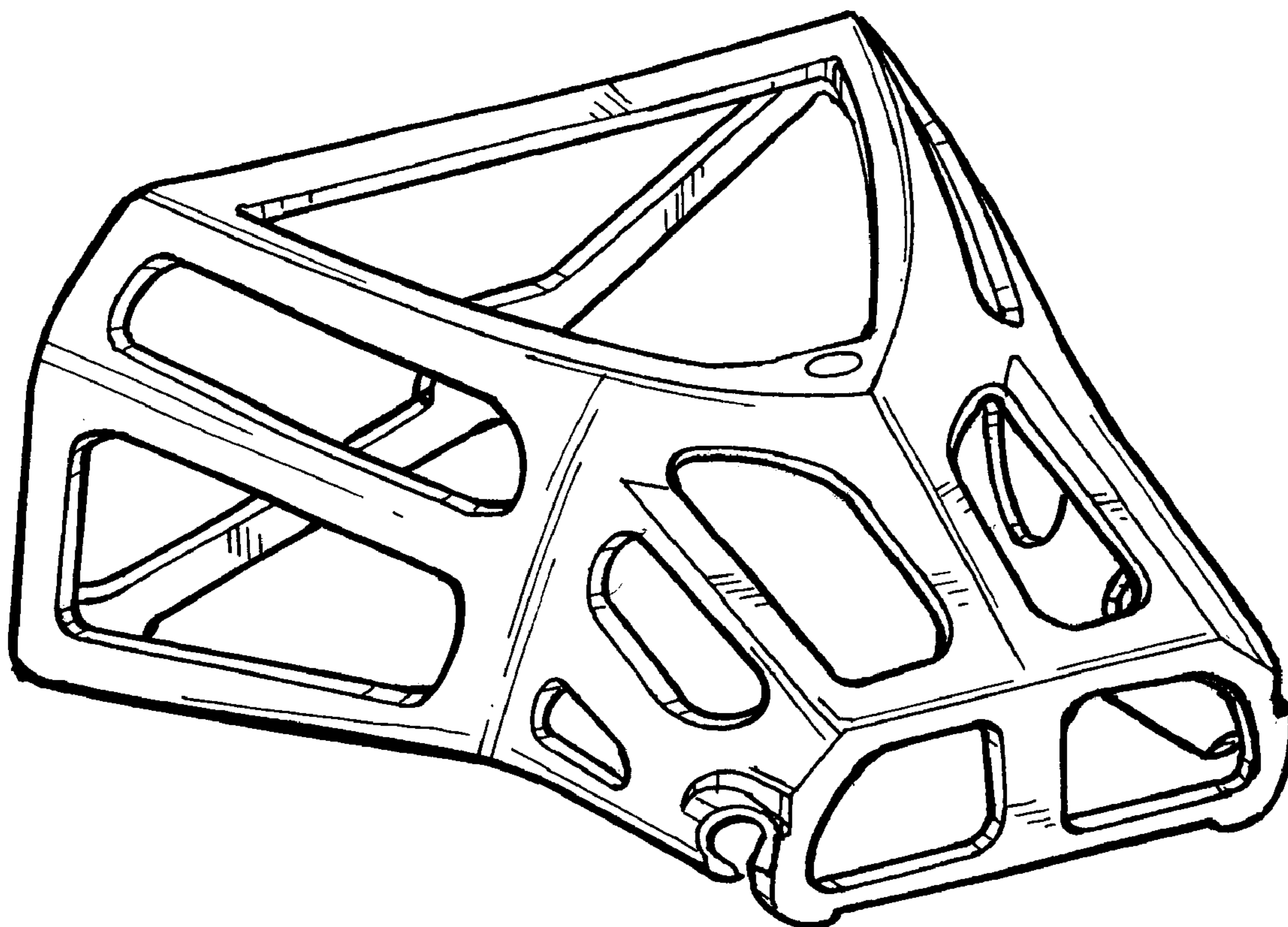
The broken lines included in the drawings depict environment and are not part of the claimed design.

(56) **References Cited**

U.S. PATENT DOCUMENTS

D410,610 S * 6/1999 Gerisch et al. D12/196

1 Claim, 2 Drawing Sheets



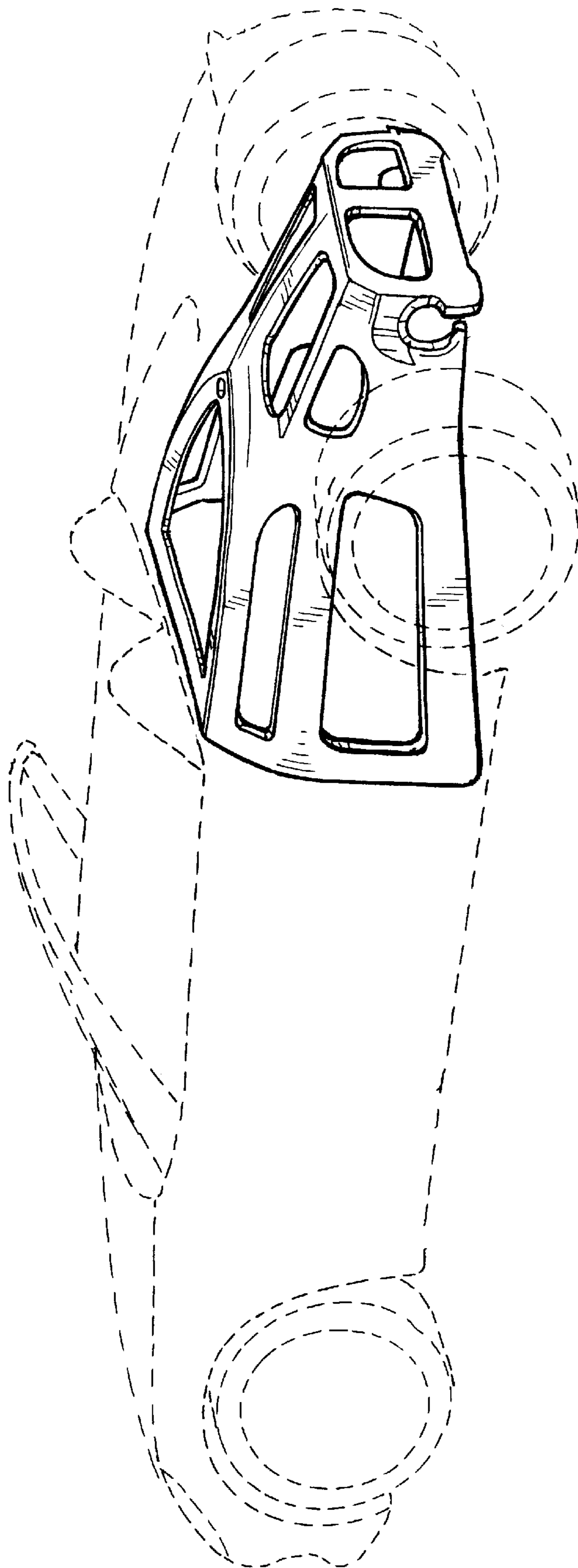


FIG. 1

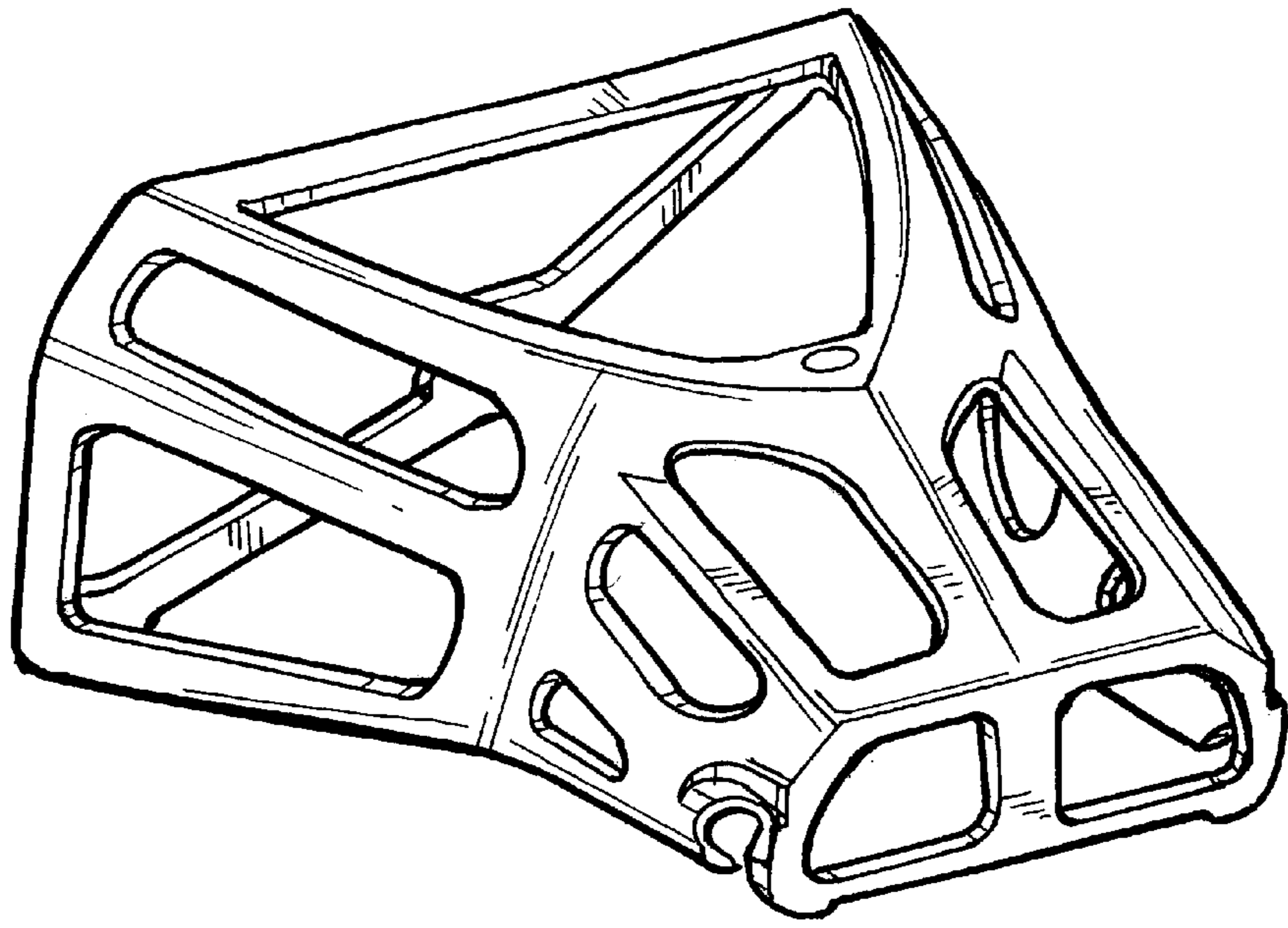


FIG. 2

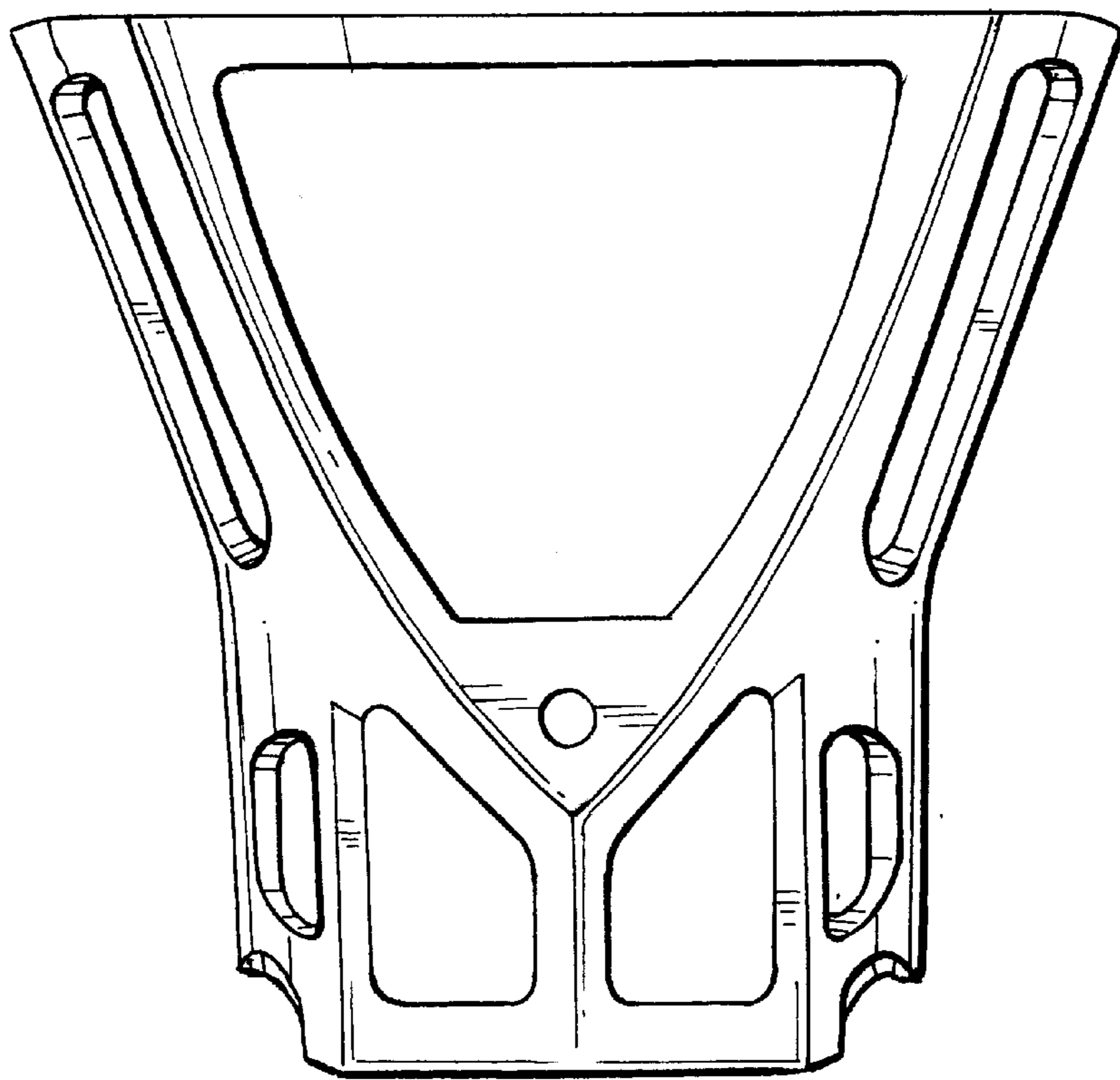


FIG. 3