



US00D474133S

(12) **United States Design Patent**
Cerelli

(10) **Patent No.:** **US D474,133 S**

(45) **Date of Patent:** **** May 6, 2003**

(54) **WALKING SUPPORT AND SEAT APPARATUS**

5,280,800 A 1/1994 Pirrallo
D373,555 S * 9/1996 Ward et al. D12/130

(76) Inventor: **Michael A Cerelli**, 425 Turvira La.,
Cherry Hill, NJ (US) 08003

* cited by examiner

Primary Examiner—Marcus A. Jackson

(**) Term: **14 Years**

(57) **CLAIM**

(21) Appl. No.: **29/162,370**

The ornamental design for a walking support and seat apparatus, as shown.

(22) Filed: **Jun. 14, 2002**

DESCRIPTION

(51) **LOC (7) Cl.** **12-12**

(52) **U.S. Cl.** **D12/130**

(58) **Field of Search** D12/128-133;
135/66, 67, 72, 74; 297/6, 5; 280/47.3,
87.051, 755

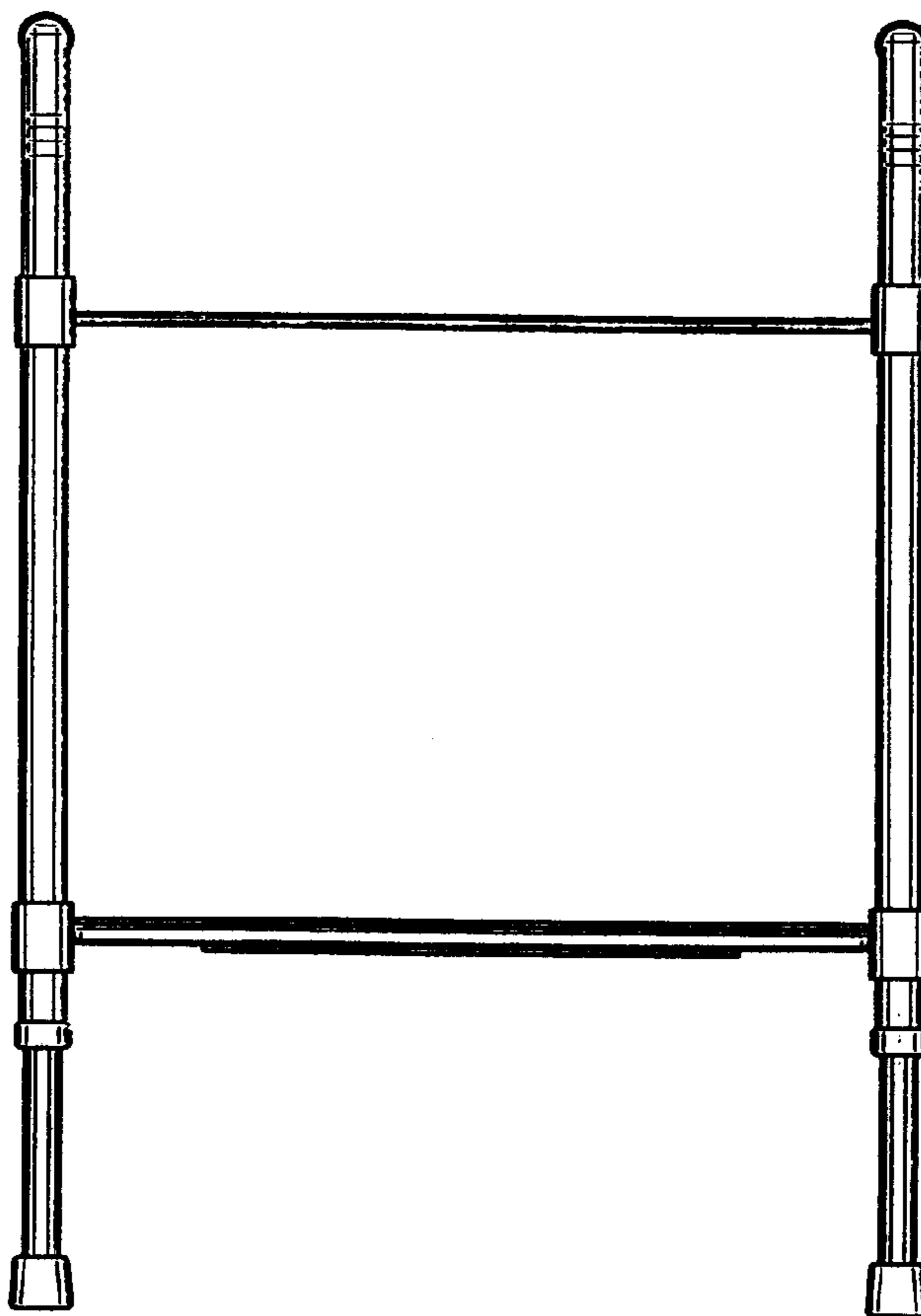
FIG. 1 is a front plan view of the walking support and seat apparatus of the present invention;
FIG. 2 is a rear plan view of the walking support and seat apparatus of FIG. 1;
FIG. 3 is a left side plan view of the walking support and seat apparatus of FIG. 1;
FIG. 4 is a right side plan view of the walking support and seat apparatus of FIG. 1;
FIG. 5 is a top plan view of the walking support and seat apparatus of FIG. 1; and,
FIG. 6 is a bottom plan view of the walking support and seat apparatus of FIG. 1.

(56) **References Cited**

U.S. PATENT DOCUMENTS

4,452,484 A	6/1984	Pastor	
4,532,948 A	8/1985	Burrows	
4,907,839 A	3/1990	Rose et al.	
D331,209 S	11/1992	Short et al.	
5,188,139 A	* 2/1993	Garelick D12/130
5,201,333 A	* 4/1993	Shalmon et al. D12/130
5,224,721 A	7/1993	Santmann	

1 Claim, 3 Drawing Sheets






Fig. 1

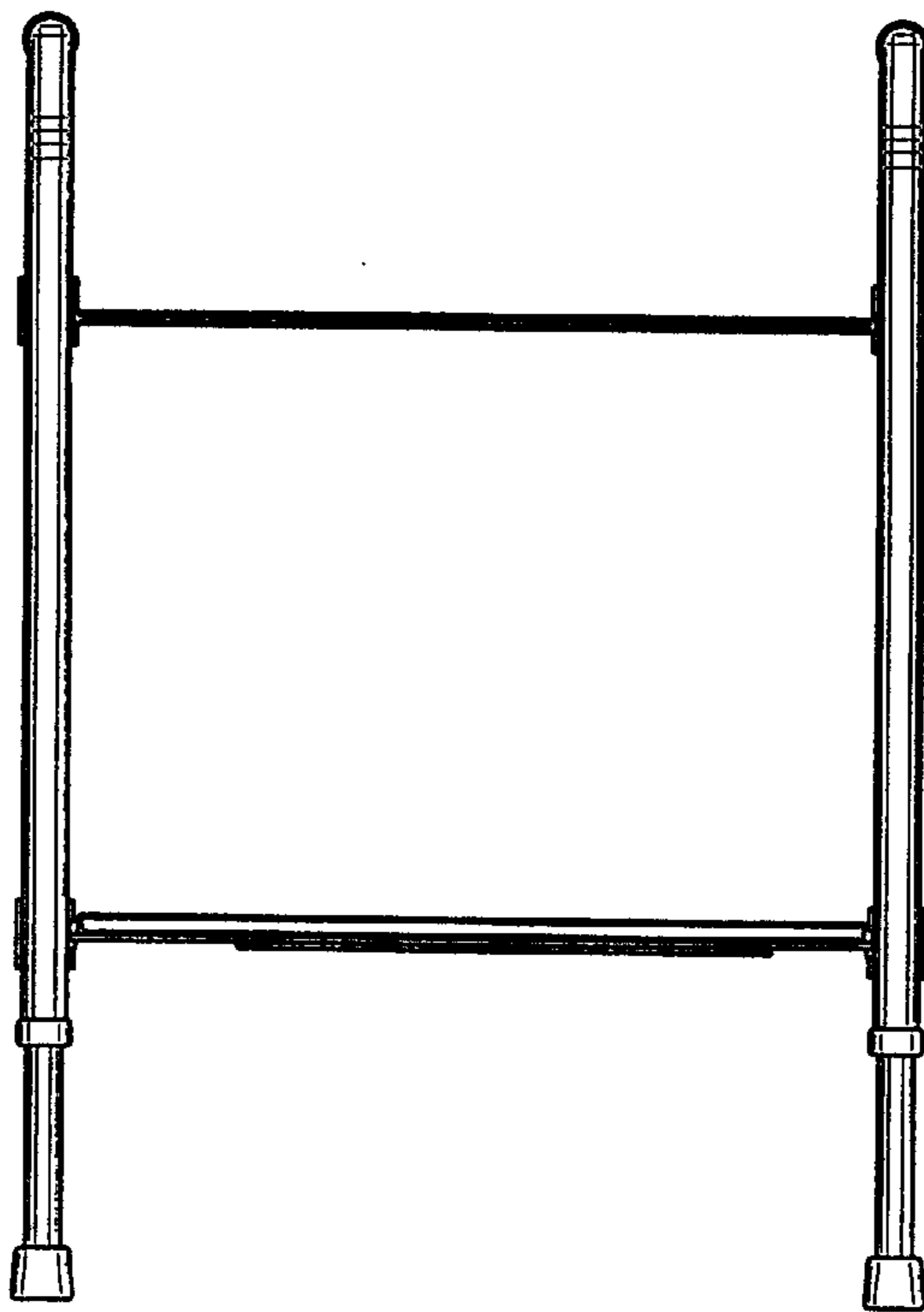


Fig. 2




Fig. 3




Fig. 4



Fig. 5




Fig. 6