



US00D474127S

(12) **United States Design Patent**  
**Potter et al.**

(10) **Patent No.:** **US D474,127 S**  
(45) **Date of Patent:** **\*\* May 6, 2003**

(54) **LOCKET**

(76) Inventors: **Roberta L. Potter**, 3087 NE. 183 La.,  
Aventura, FL (US) 33160; **Barry M. Potter**, 3087 NE. 183 La., Aventura, FL  
(US) 33160

(\*\*) Term: **14 Years**

(21) Appl. No.: **29/164,622**

(22) Filed: **Jul. 30, 2002**

2,129,491 A	9/1938	Chilson	
2,255,999 A	9/1941	Kuehner	
D136,753 S	* 11/1943	Lyon .....	D11/79
D139,767 S	12/1944	Davidson	
D247,881 S	5/1978	Hitchens	
D263,571 S	3/1982	Beier	
D302,957 S	8/1989	Saxon	
4,984,683 A	* 1/1991	Eller .....	63/1.11
D343,140 S	* 1/1994	Sperandio .....	D11/81
5,291,755 A	* 3/1994	Grant .....	63/23
D382,223 S	8/1997	Harrison	
D398,773 S	* 9/1998	Huang .....	D3/208

\* cited by examiner

**Related U.S. Application Data**

(63) Continuation-in-part of application No. 29/147,976, filed on  
Sep. 13, 2001, now Pat. No. Des. 464,287.

(51) **LOC (7) Cl.** ..... **11-01**

(52) **U.S. Cl.** ..... **D11/81**

(58) **Field of Search** ..... D11/1, 2, 7, 11,  
D11/14, 40-41, 43, 47-49, 53, 55, 62-63,  
65-66, 68-70, 72-73, 75-77, 79-85, 95-97,  
100-101, 103, 108, 110, 112, 115, 144;  
63/1.11, 1.14, 12, 13, 14.1, 18-20, 23;  
D3/208

(56) **References Cited**

**U.S. PATENT DOCUMENTS**

919,983 A	* 4/1909	Walsh .....	63/18
D62,875 S	8/1923	Benson	
1,655,341 A	1/1928	Snellgrove	
1,838,489 A	* 12/1931	Kirshner .....	63/1.14

*Primary Examiner*—Ralf Seifert

(74) *Attorney, Agent, or Firm*—Stephen R. Greiner

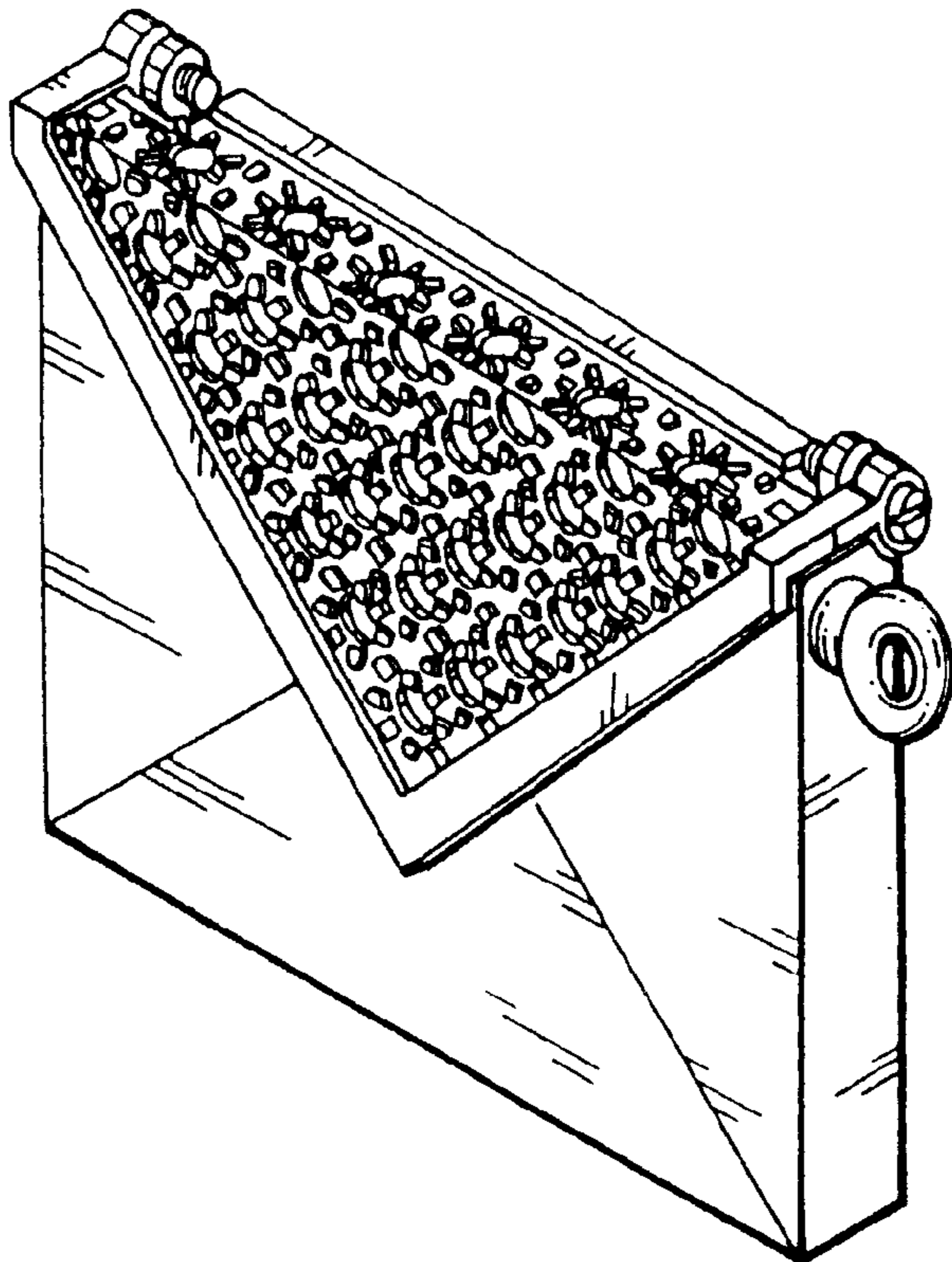
(57) **CLAIM**

The ornamental design for a locket, as shown and described.

**DESCRIPTION**

FIG. 1 is a rear elevational view of a locket showing our new design;  
FIG. 2 is a front elevational view thereof;  
FIG. 3 is a top view thereof;  
FIG. 4 is a bottom view thereof;  
FIG. 5 is a perspective view thereof in an open state;  
FIG. 6 is a left side elevational view thereof;  
FIG. 7 is a right side elevational view thereof; and,  
FIG. 8 is a perspective view thereof in a closed state.

**1 Claim, 2 Drawing Sheets**



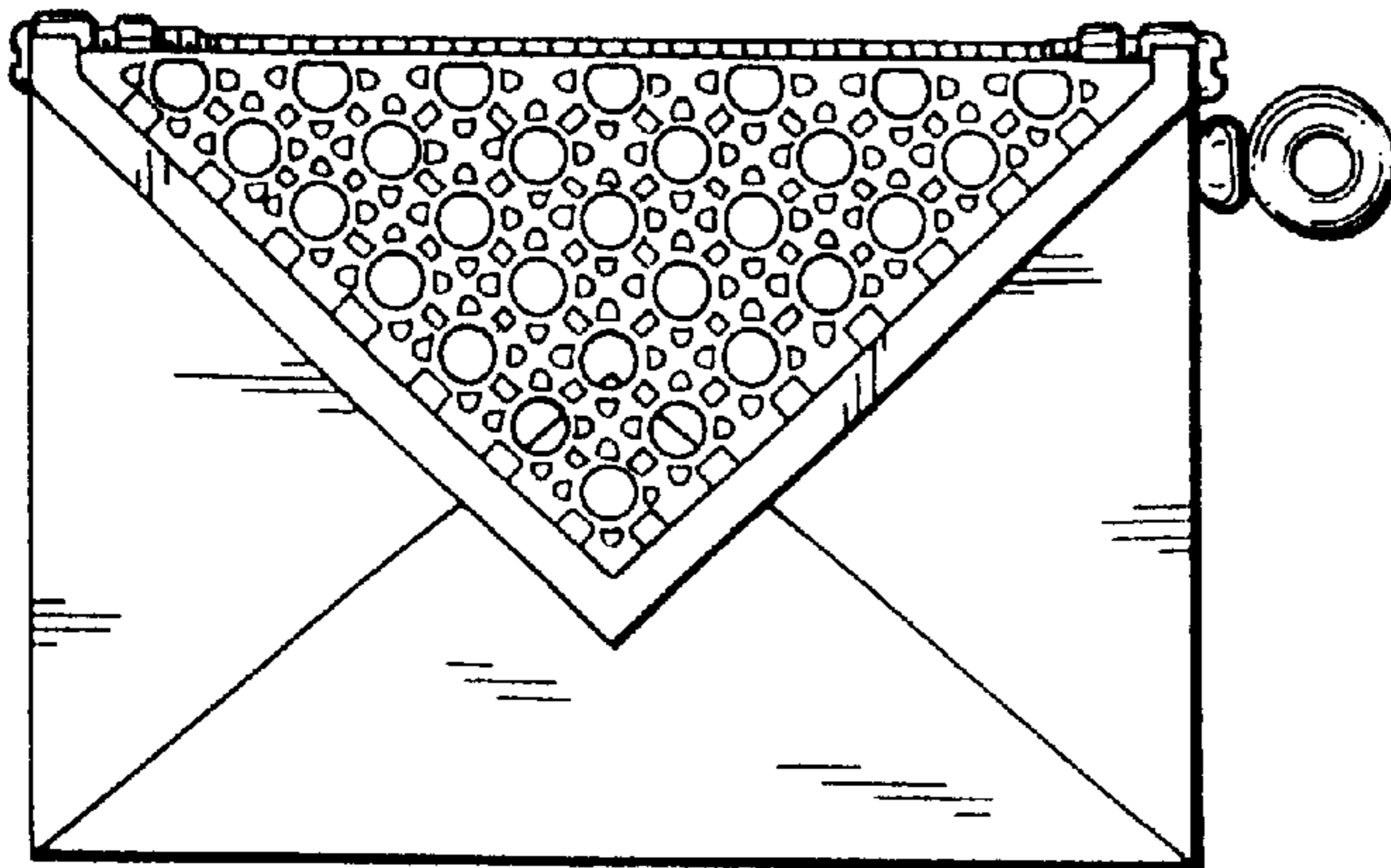


FIG. 1

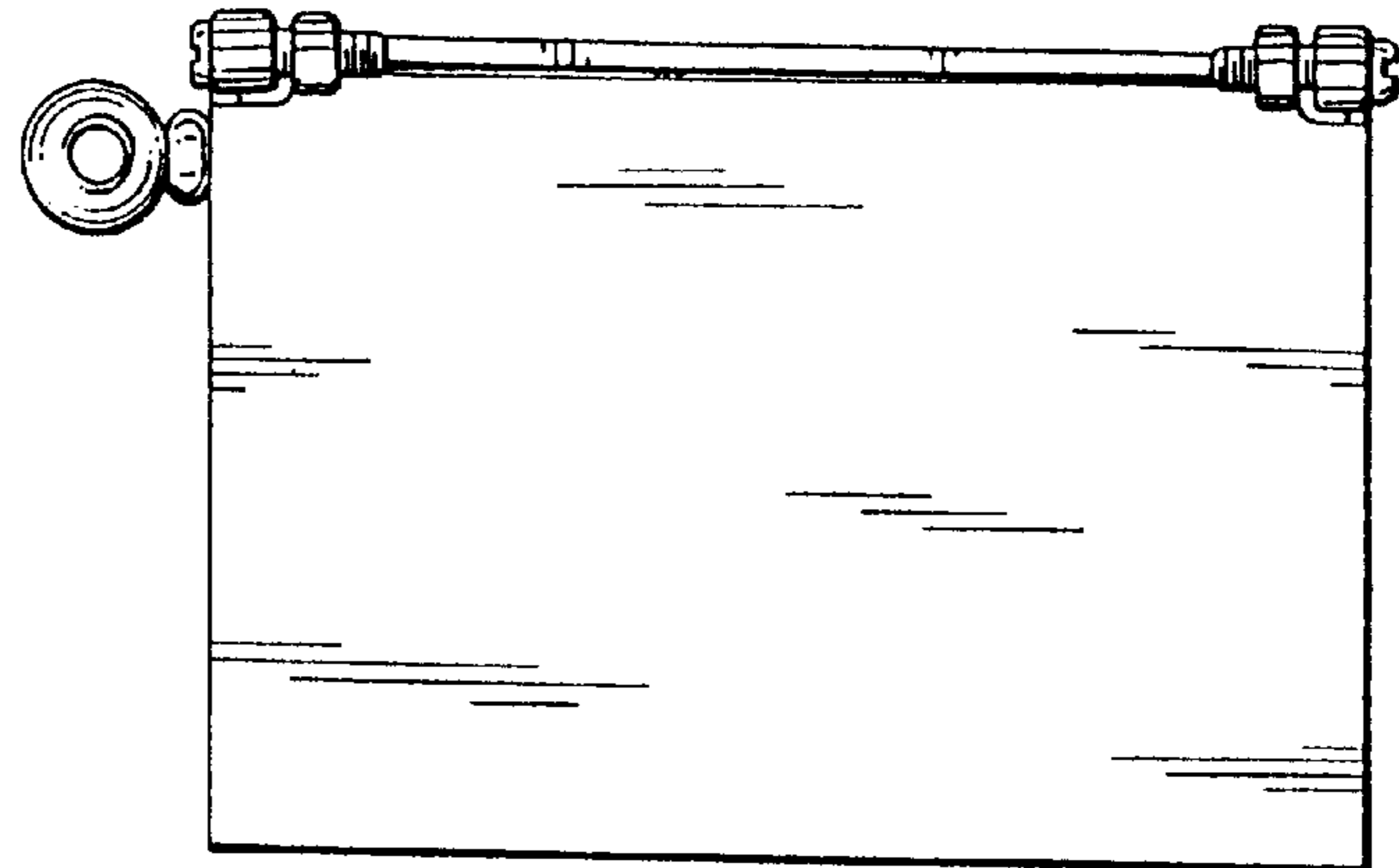


FIG. 2

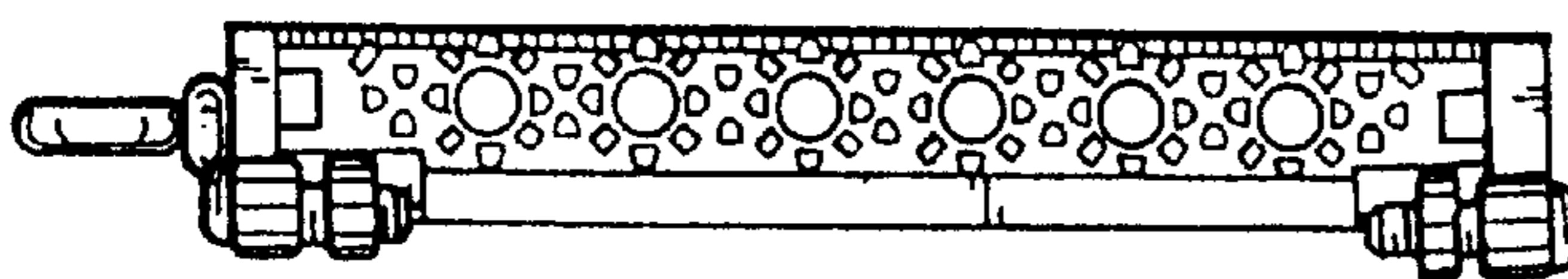


FIG. 3

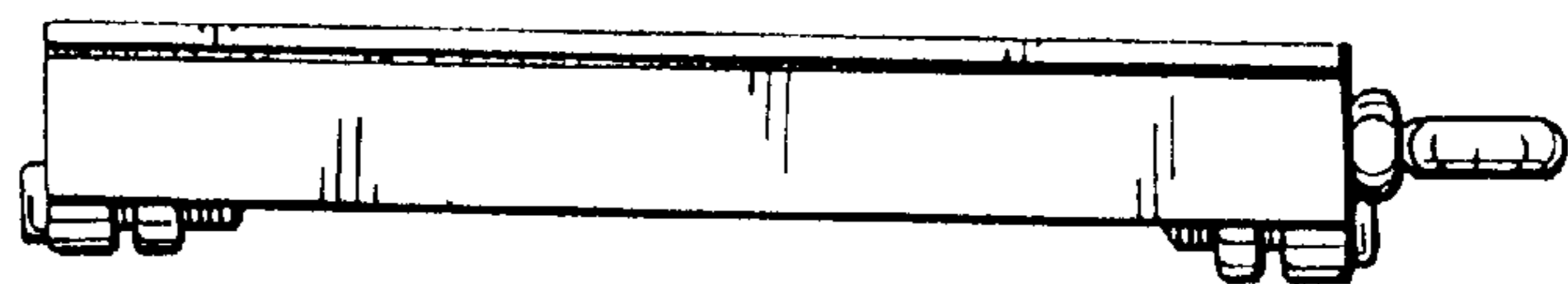


FIG. 4




FIG. 5



FIG. 6

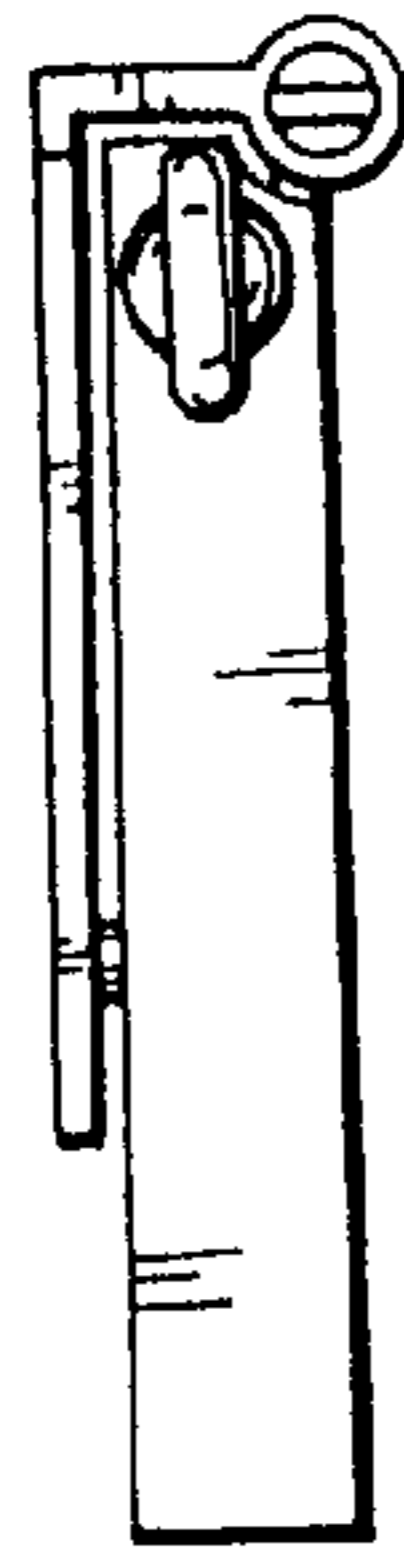


FIG. 7

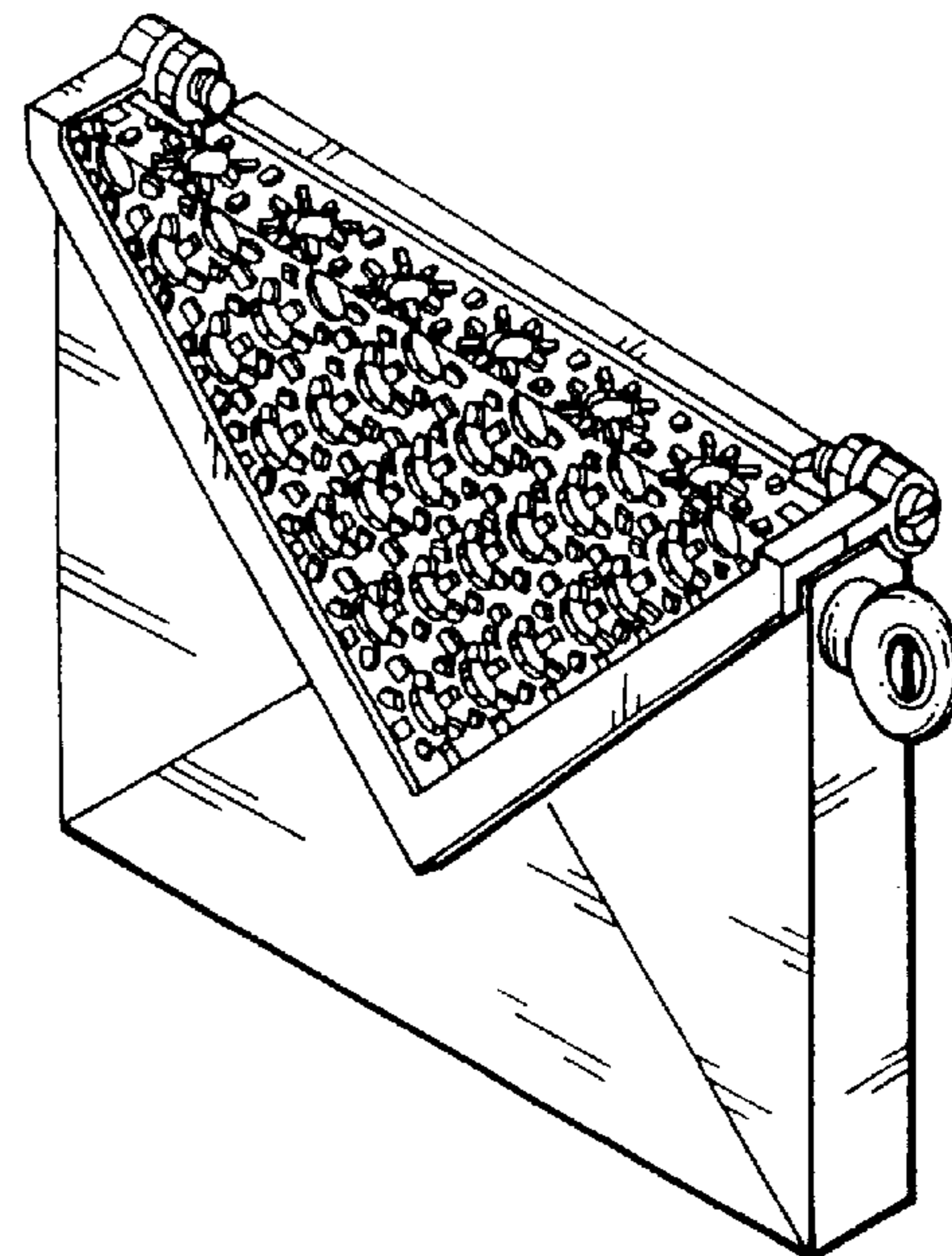


FIG. 8