



US00D474126S

(12) **United States Design Patent**
Jordan

(10) **Patent No.:** **US D474,126 S**

(45) **Date of Patent:** **** May 6, 2003**

(54) **BROOCH**

(76) Inventor: **Ellen K. Jordan**, 300 Winston Dr., Apt.
2319, Cliffside Park, NJ (US)
07010-3227

(**) Term: **14 Years**

(21) Appl. No.: **29/160,813**

(22) Filed: **May 16, 2002**

(51) **LOC (7) Cl.** **11-01**

(52) **U.S. Cl.** **D11/49; D11/52**

(58) **Field of Search** D11/40-49, 51-53,
D11/55-56, 60, 63-70, 75-78, 89-91, 3-5;
63/3, 12-13, 20, 26-28, 32, 14.1-14.2,
14.8

(56) **References Cited**

U.S. PATENT DOCUMENTS

D36,582 S	*	10/1903	Welch	D11/52
D39,259 S	*	4/1908	Kollmar	D11/47
D53,381 S	*	5/1919	Smith	D11/67
D114,218 S	*	4/1939	Hirsch	D11/51
D120,971 S	*	6/1940	Cooper	D11/75
D122,259 S	*	9/1940	Cooper	D11/67

D143,130 S	*	12/1945	Cole et al.	D11/45
D150,304 S	*	7/1948	Katz	D11/75
D156,518 S	*	12/1949	Katz	D11/43
D160,394 S	*	10/1950	Jost	D11/55
D251,715 S	*	5/1979	Fishman	D11/47
D326,429 S		5/1992	Azrielant	D11/43
D372,882 S		8/1996	Goldman et al.	D11/40

* cited by examiner

Primary Examiner—Cathy Anne MacCormac
(74) *Attorney, Agent, or Firm*—Arnold D. Litt



(57) **CLAIM**

The ornamental design for a brooch, as shown and described.

DESCRIPTION

FIG. 1 is a Front Perspective View of a brooch;
FIG. 2 is a Front elevational View thereof;
FIG. 3 is a Rear elevational View thereof;
FIG. 4 is a Left Side elevational View thereof;
FIG. 5 is a Right Side elevational View thereof;
FIG. 6 is a Top plan View thereof; and,
FIG. 7 is a Bottom plan View thereof.

1 Claim, 2 Drawing Sheets






FIG. 1




FIG. 2

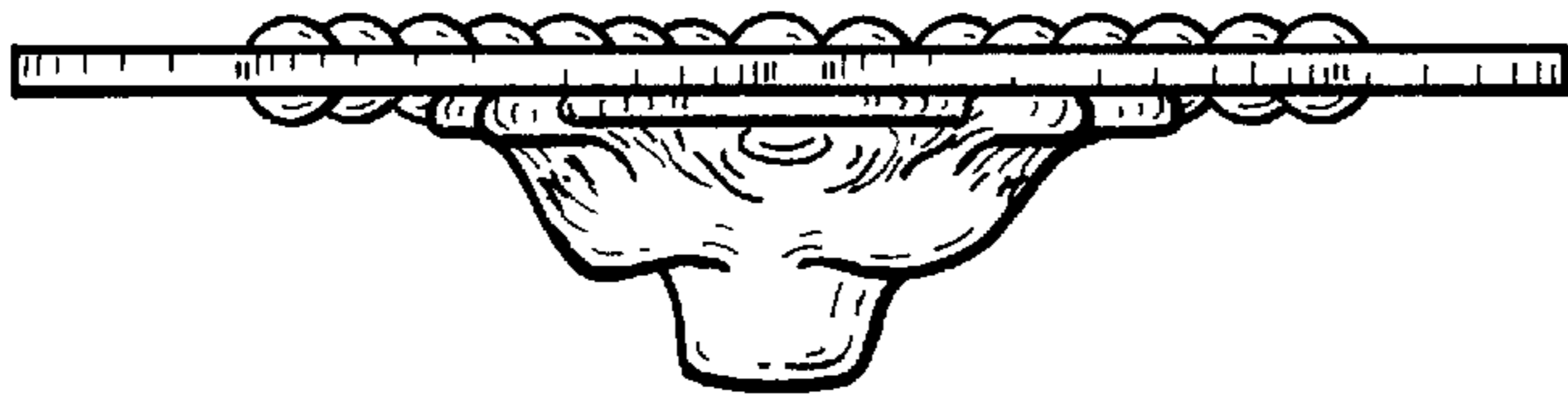
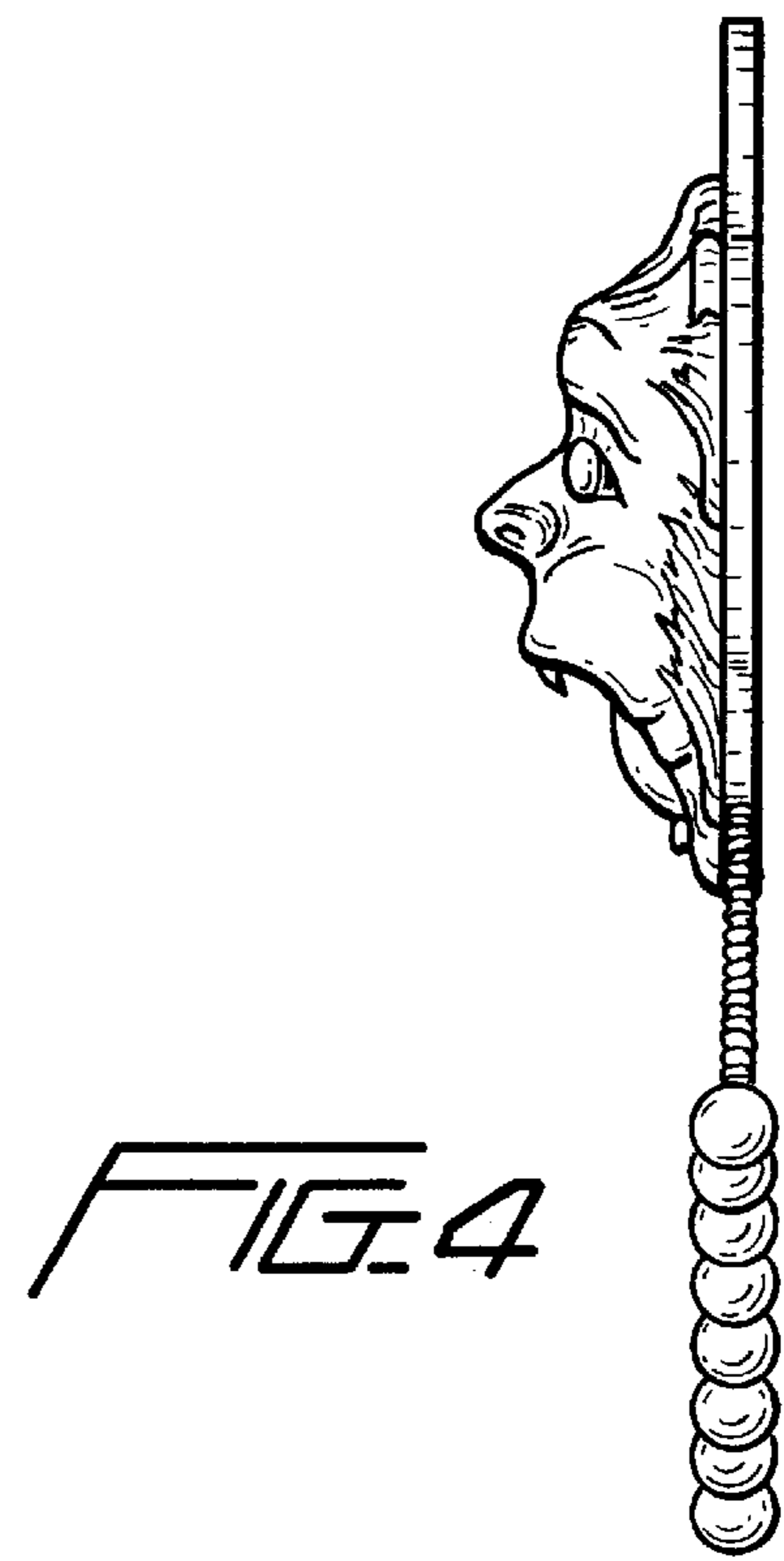



FIG. 6




FIG. 5

FIG. 7

