



US00D474120S

(12) **United States Design Patent**
McLemore et al.

(10) **Patent No.: US D474,120 S**

(45) **Date of Patent: ** May 6, 2003**

(54) **TIMER BODY**

D321,831 S * 11/1991 Piarulli et al. D10/7
5,933,391 A 8/1999 Uptegraph

(76) Inventors: **John D. McLemore**, 105 Hickory Ct.,
Fortson, GA (US) 31906; **Don
McLemore**, 450 Brown Ave.,
Columbus, GA (US) 31906

OTHER PUBLICATIONS

Printout of Judy Posner Collectibles, "A Fine Selection of
Vintage Affordable Antiques and Collectibles", 7 pages,
original date available unknown, dated Feb. 21, 2002.
Printout of "Once Upon a Recipe Egg Timer", (Amazon-
.Com), 3 pages, original date available unknown—dated
Feb. 21, 2002.

(**) Term: **14 Years**

* cited by examiner

(21) Appl. No.: **29/156,043**

(22) Filed: **Feb. 25, 2002**

Primary Examiner—Nelson C. Holtje
(74) *Attorney, Agent, or Firm*—Smith, Gambrell & Russell

(51) **LOC (7) Cl.** **10-03**

(52) **U.S. Cl.** **D10/40**

(58) **Field of Search** D10/1-40, 122-132;
D11/99, 107; 368/96-100, 107-121, 276-277,
285, 316, 317, 10, 72; D99/38; D19/64

CLAIM

(56) **References Cited**

The ornamental design for a timer body, as shown and
described.


U.S. PATENT DOCUMENTS

DESCRIPTION

- D31,630 S * 10/1899 Racvek D11/107
- D38,011 S * 5/1906 Lawsos D10/7
- D124,655 S * 1/1941 Moran D99/38
- D243,950 S * 4/1977 Ogasawara D19/64
- 4,681,463 A 7/1987 Bendit
- 4,730,284 A * 3/1988 Adams 368/72
- 4,783,074 A 11/1988 Kobayashi

FIG. 1 is a front elevational view of the timer body;
FIG. 2 is a right side elevational view thereof;
FIG. 3 is a left side elevational view thereof; and,
FIG. 4 is a rear side elevational view thereof.
The timer body could stand on a support surface.

1 Claim, 2 Drawing Sheets



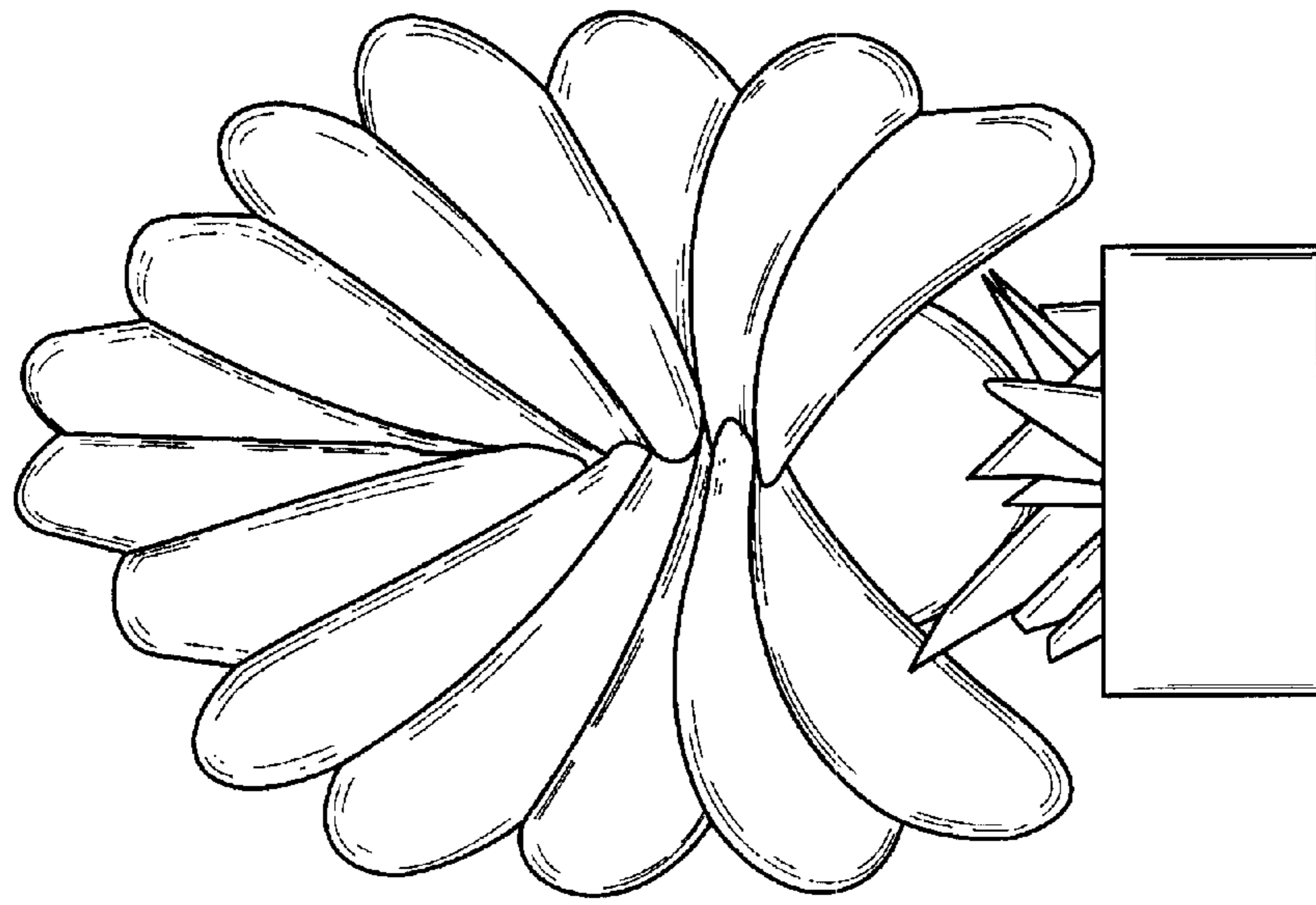


FIG. 3




FIG. 2

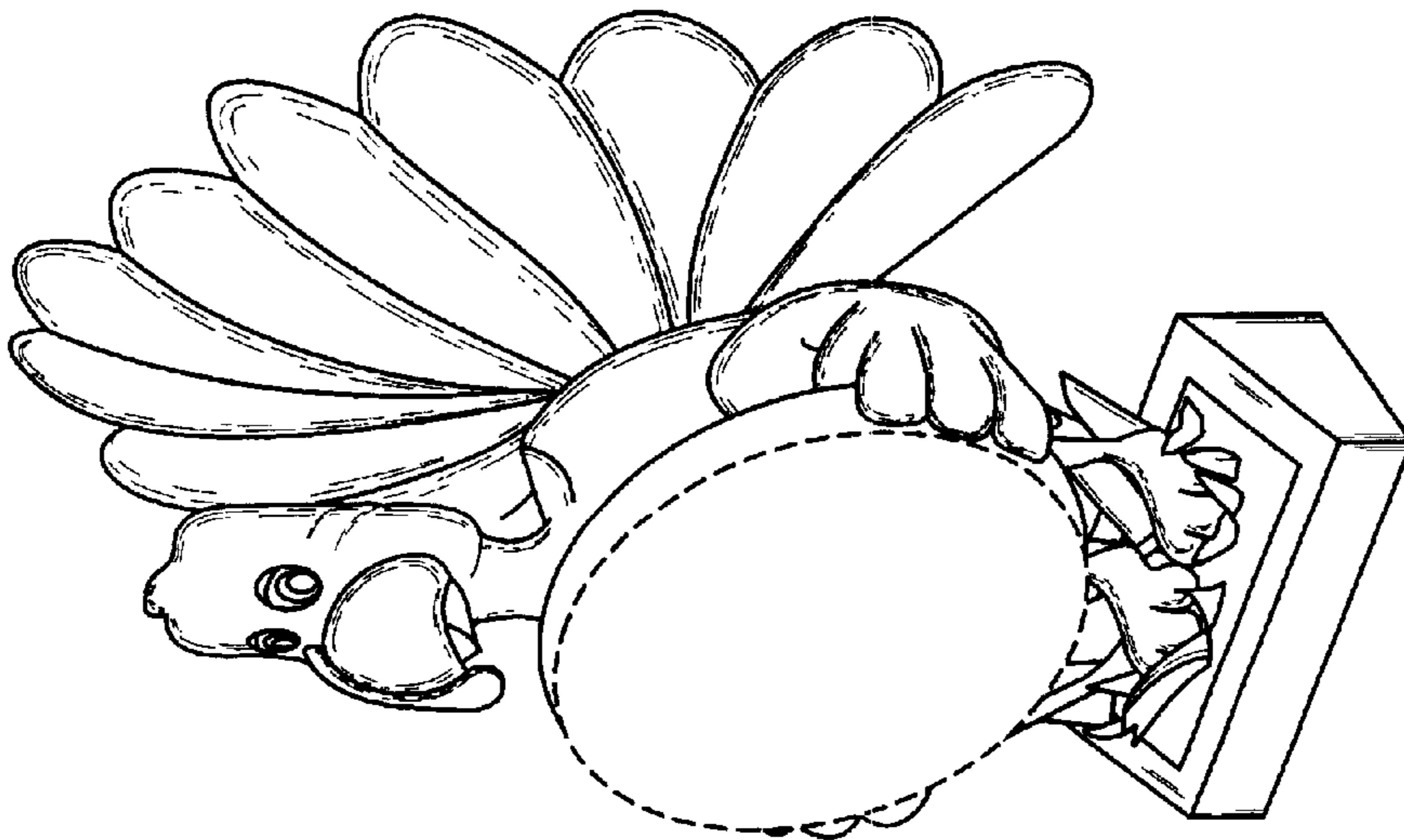


FIG. 1

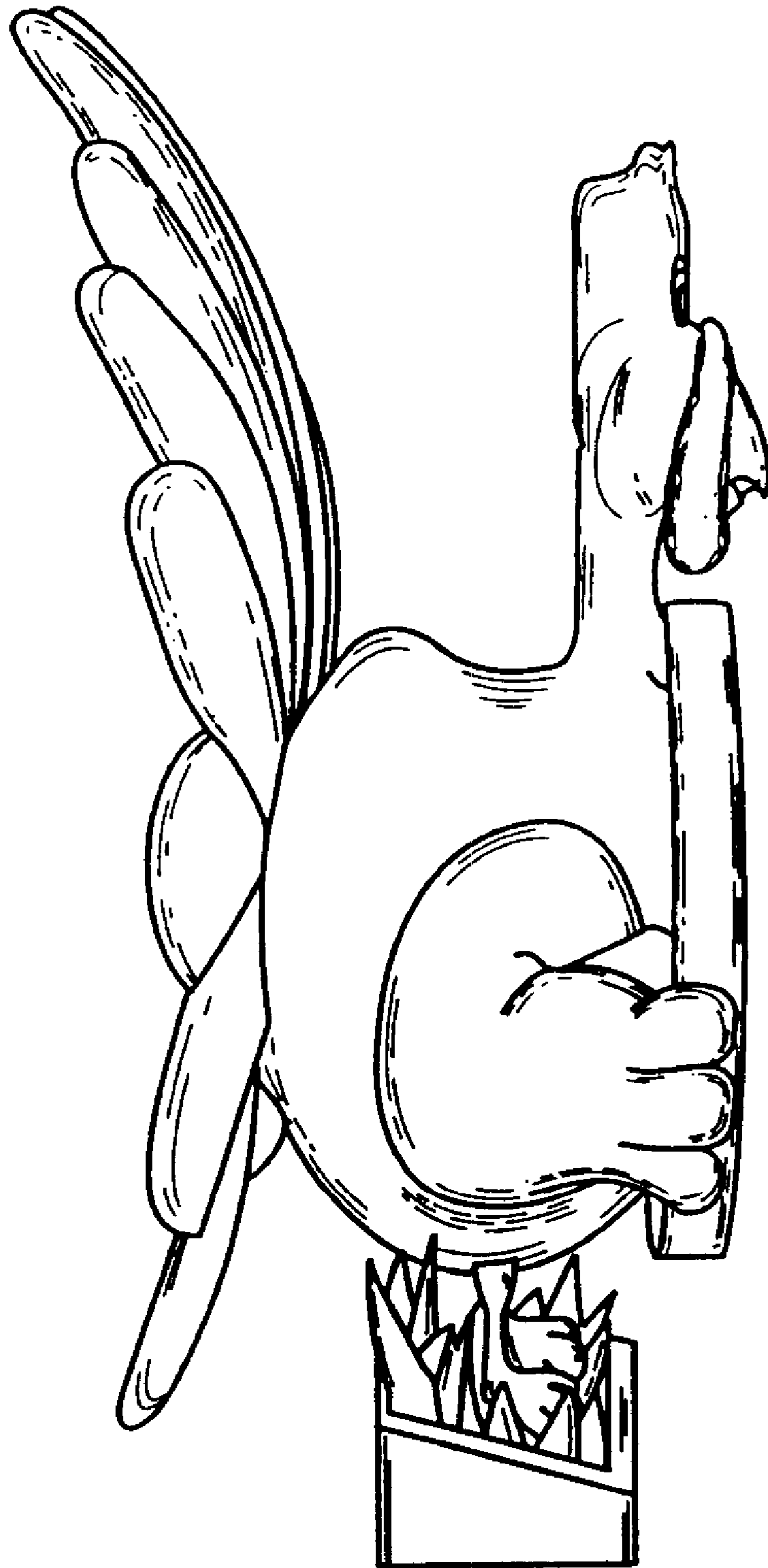


FIG. 4