



US00D474116S

(12) **United States Design Patent**  
**Fu et al.**

(10) **Patent No.:** **US D474,116 S**  
(45) **Date of Patent:** **\*\* May 6, 2003**

(54) **WATCH HEAD**

(75) Inventors: **Tsang Man Fu**, Hong Kong (HK);  
**Wong Kwok Leung**, Hong Kong (HK);  
**Greg Miller**, Hong Kong (HK)

(73) Assignee: **Timex Group B.V.** (NL)

(\*\*) Term: **14 Years**

(21) Appl. No.: **29/153,105**

(22) Filed: **Nov. 9, 2001**

(51) **LOC (7) Cl.** ..... **10-02**

(52) **U.S. Cl.** ..... **D10/30**

(58) **Field of Search** ..... D10/30-39; 368/280-282,  
368/276-277, 285

(56) **References Cited**

**U.S. PATENT DOCUMENTS**

2,293,940	A	*	8/1942	Jahr	.....	D10/32	X
D161,485	S	*	1/1951	Megar	.....	D10/39	
D302,132	S	*	7/1989	Woomer	.....	D10/39	
D361,728	S	*	8/1995	Bulgari	.....	D10/39	
D410,200	S	*	5/1999	Bulgari	.....	D10/39	
D432,924	S	*	10/2000	Versace	.....	D10/30	
D440,896	S	*	4/2001	Asai et al.	.....	D10/96	

**OTHER PUBLICATIONS**

European Jeweler—Feb. 1984—p.38—watches at top.\*  
Swiss Watch & Jewelry Journal—Feb. 1999—p. 200—watch  
at center—ritght.\*

\* cited by examiner

*Primary Examiner*—Nelson C. Holtje

(74) *Attorney, Agent, or Firm*—Carmody & Torrance LLP

(57) **CLAIM**

The ornamental design for a watch head, as shown and  
described.

**DESCRIPTION**

FIG. 1 is a top plan view of a watch head showing our new  
design;

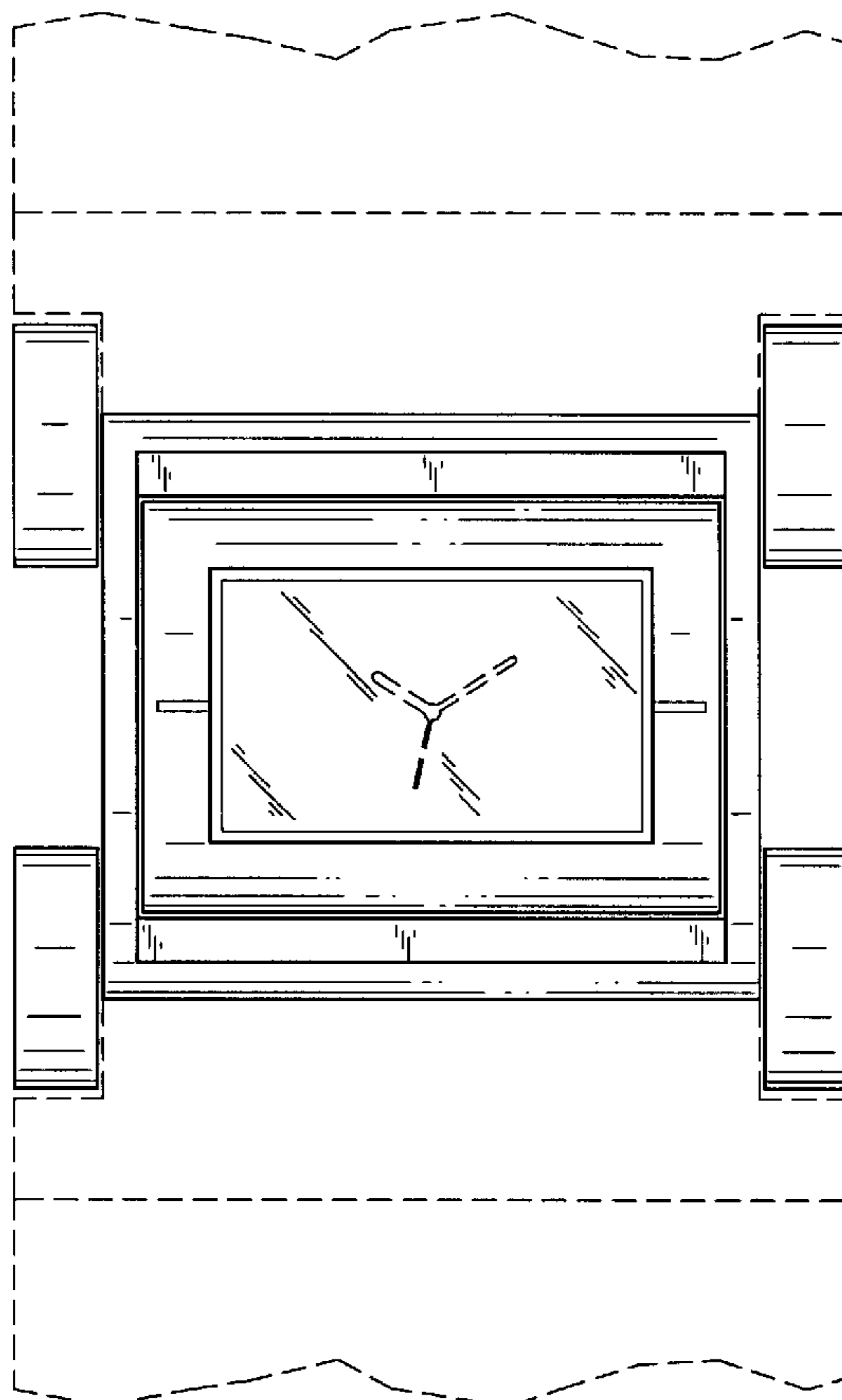
FIG. 2 is a bottom plan view;

FIG. 3 is a right side elevational view thereof, the left side  
being mirror image; and,

FIG. 4 is a first end elevational view thereof, the second end  
being mirror image.

The broken-line showings are environmental only and form  
no part of the claimed design.

**1 Claim, 1 Drawing Sheet**



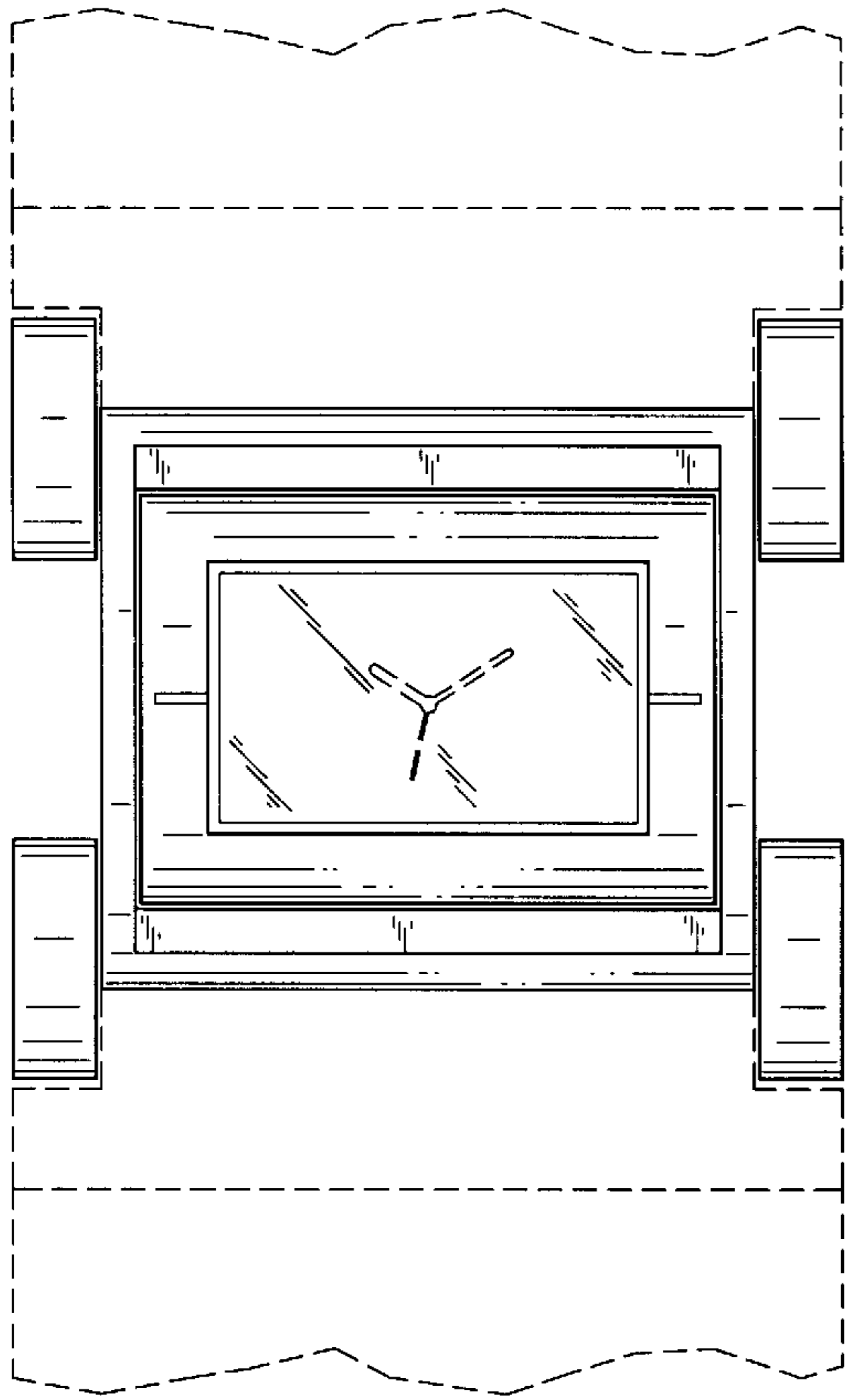


FIG. 1




FIG. 2

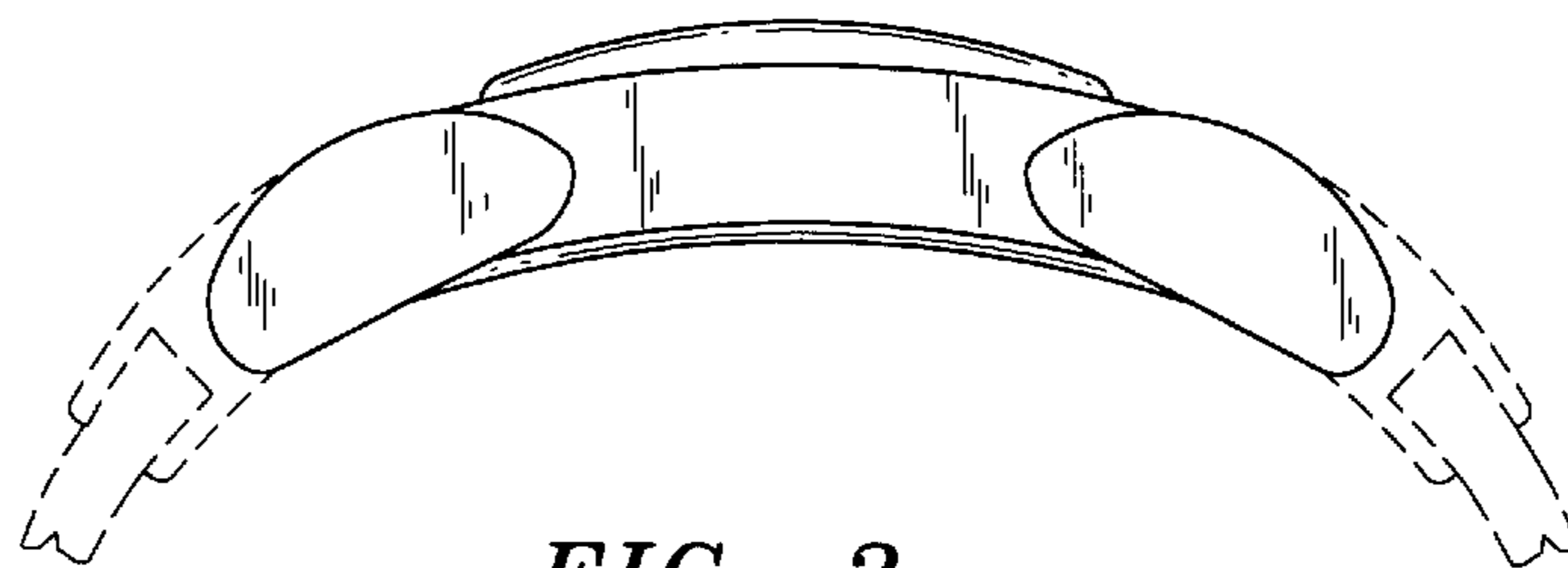


FIG. 3




FIG. 4