



US00D474113S

(12) **United States Design Patent**
Hansen

(10) **Patent No.: US D474,113 S**

(45) **Date of Patent: ** May 6, 2003**

(54) **CONTOURED JUG**

(75) Inventor: **Gregory A. Hansen**, Fargo, ND (US)

(73) Assignee: **Cass-Clay Creamery, Inc.**, Fargo, ND (US)

(**) Term: **14 Years**

(21) Appl. No.: **29/163,226**

(22) Filed: **Jun. 28, 2002**

(51) **LOC (7) Cl. 09-02**

(52) **U.S. Cl. D9/531**

(58) **Field of Search** D9/516-517, 520,
D9/530, 531, 535, 523, 573, 574, 575;
206/527, 822; 215/14, 40, 272, 316, 400;
220/569, 890

(56) **References Cited**

U.S. PATENT DOCUMENTS

D194,285 S	12/1962	Miller	
D206,828 S	1/1967	Fox	
D212,319 S	* 10/1968	Hills D9/39
D213,763 S	4/1969	Plummer	
D256,664 S	9/1980	Burrington et al.	
D286,379 S	10/1986	Lyons	
D307,551 S	5/1990	Platte, Sr.	
D311,864 S	11/1990	Davis	

D321,624 S	* 11/1991	Fiore et al. D7/321
5,111,979 A	* 5/1992	Athar 222/568
D332,747 S	1/1993	Darr et al.	
D392,188 S	* 3/1998	Darr et al. D9/520
D418,423 S	* 1/2000	Lauth, III et al. D9/531
D462,616 S	* 9/2002	Scheida D9/528

* cited by examiner

Primary Examiner—Ted Shooman

Assistant Examiner—Daniel Bui

(74) *Attorney, Agent, or Firm*—John W. Bunch

(57) **CLAIM**

The ornamental design for a contoured jug, as shown and described.

DESCRIPTION

FIG. 1 is a perspective view of a contoured jug incorporating my new design;
FIG. 2 is a side elevational view thereof, the other side elevational view being a mirror image of that shown;
FIG. 3 is a top plan view thereof;
FIG. 4 is a rear elevational view thereof;
FIG. 5 is a front elevational view thereof; and,
FIG. 6 is a bottom plan view thereof.
The broken line is for illustrative purposes only and forms no part of the claimed design.

1 Claim, 3 Drawing Sheets



FIG. 1

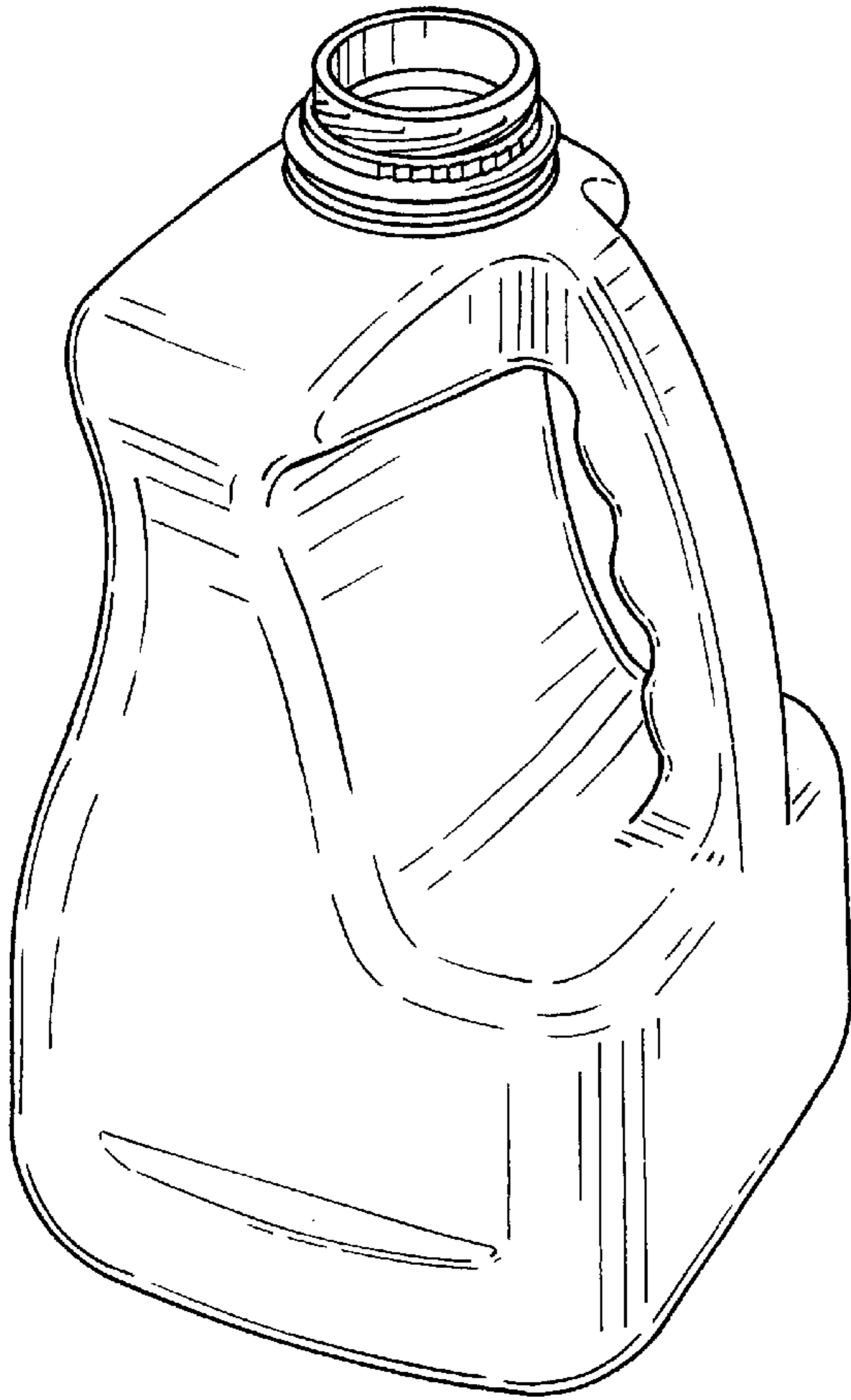


FIG. 2

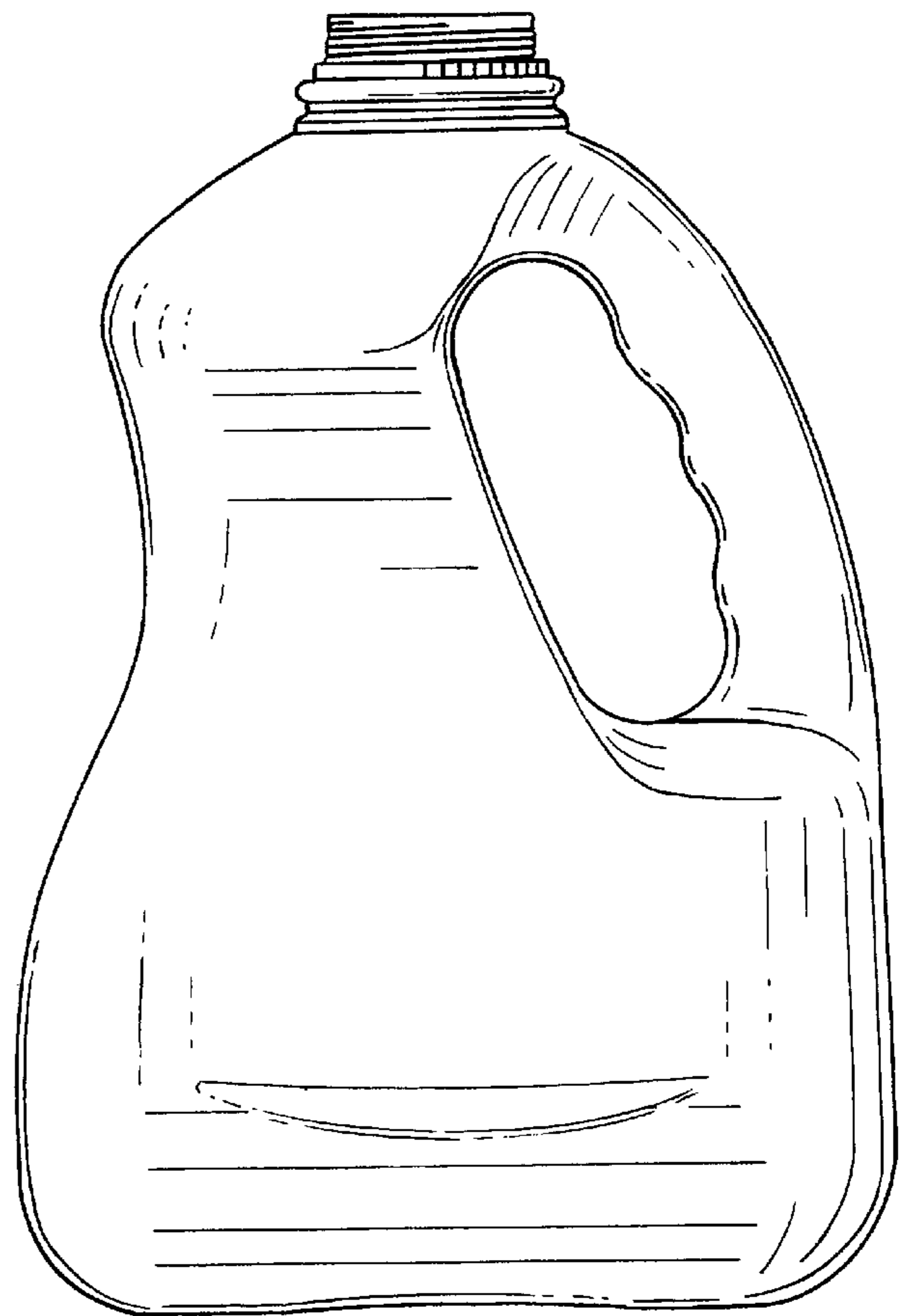


FIG. 3

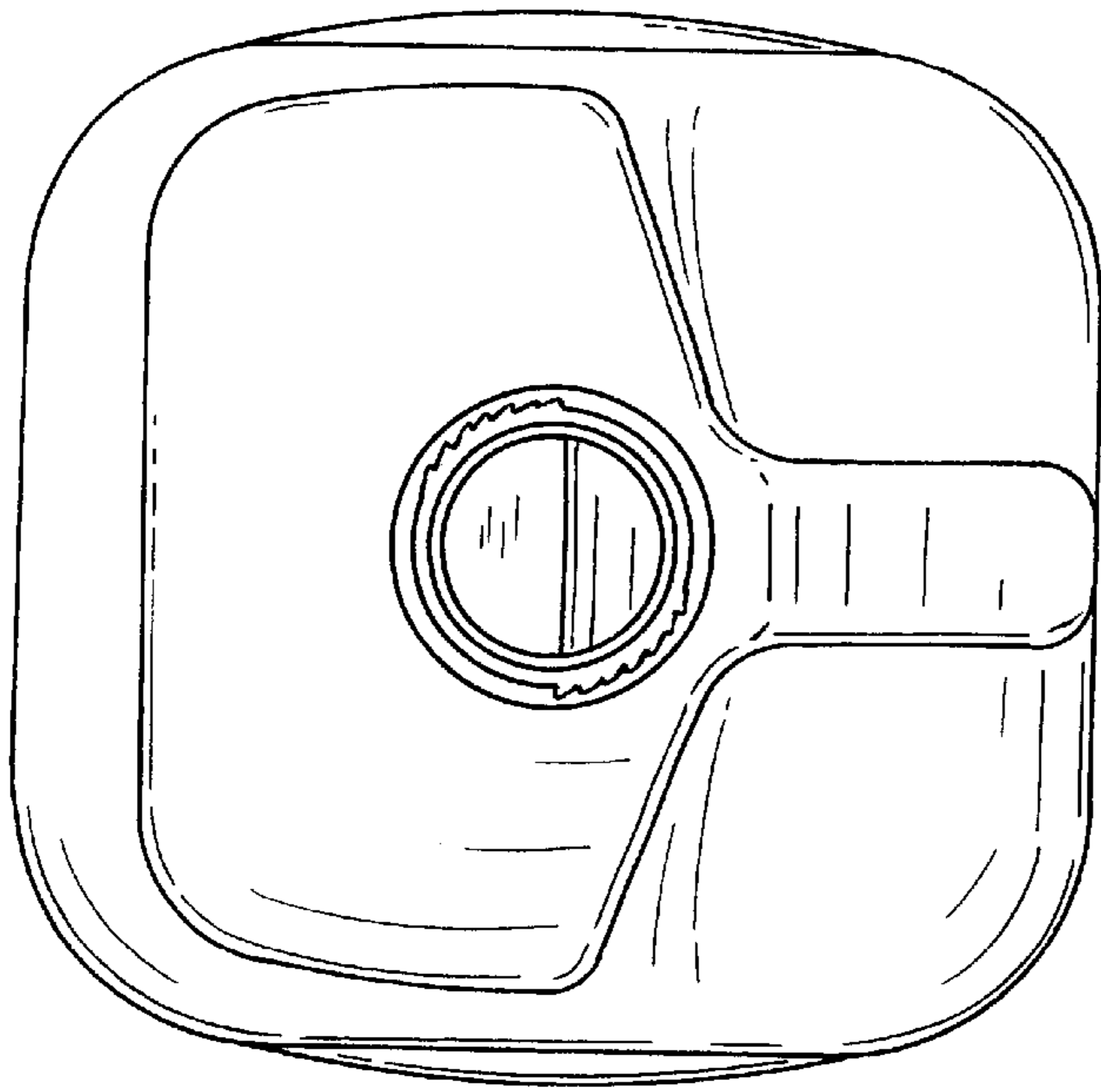


FIG. 4

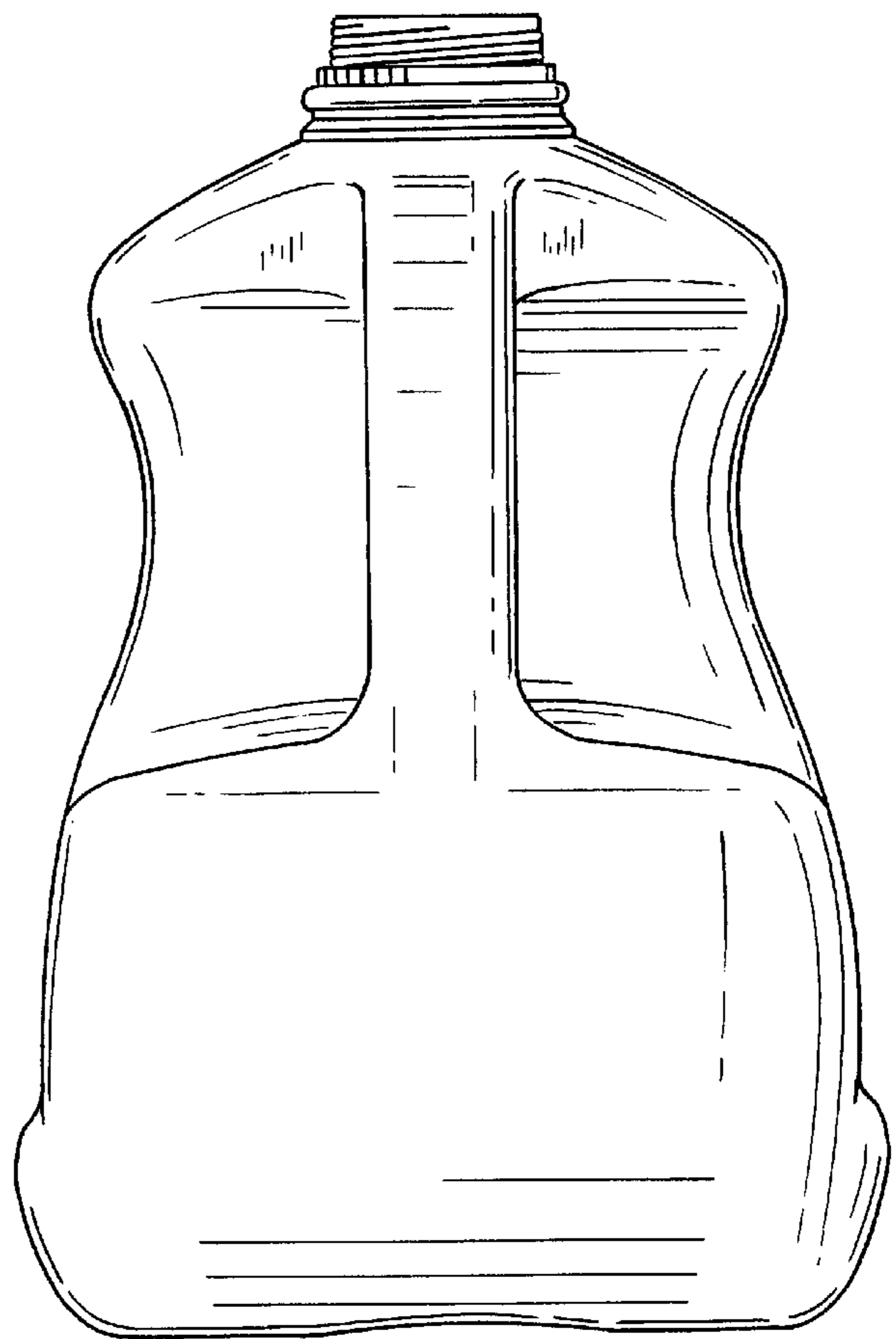


FIG. 5

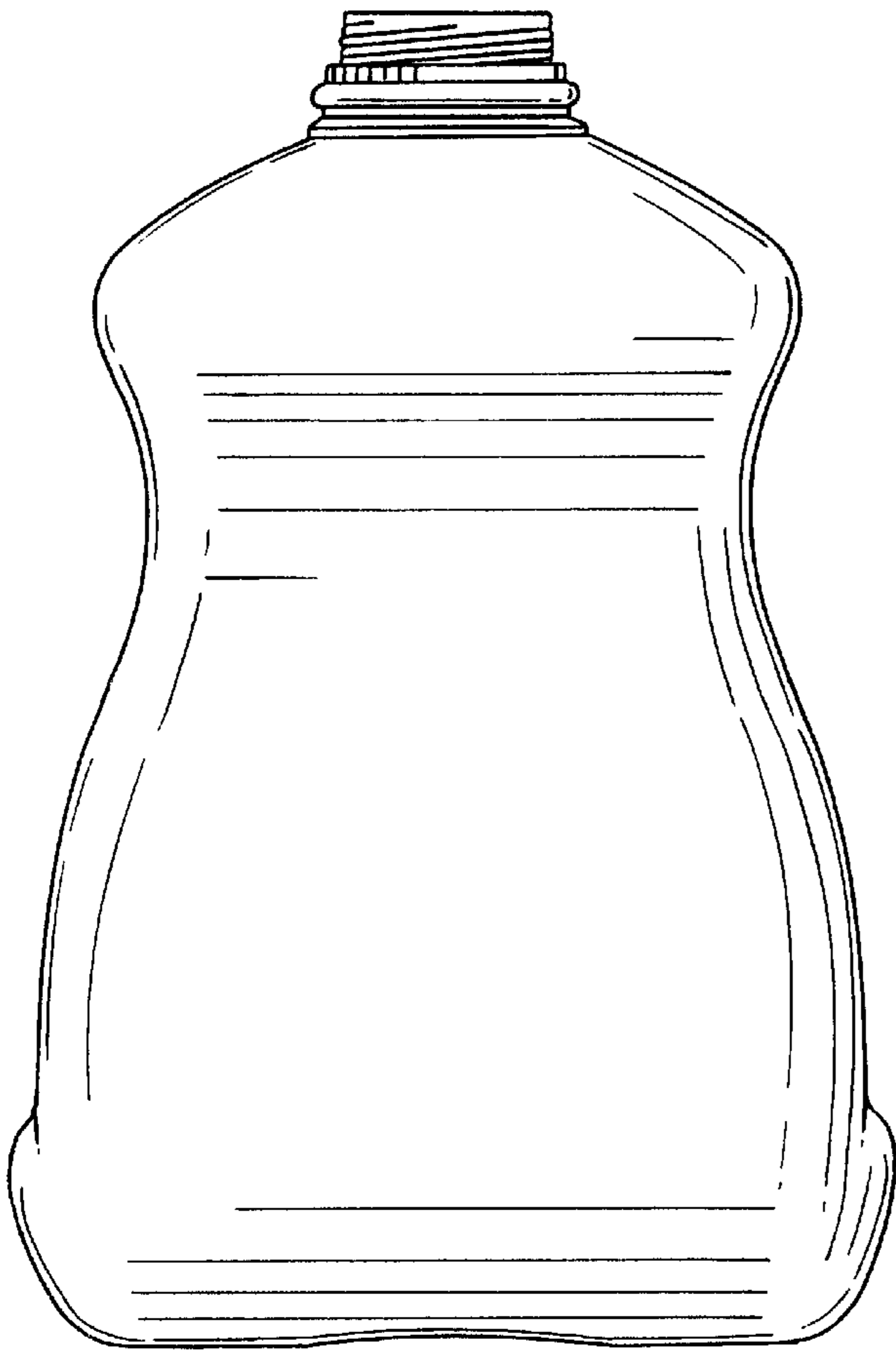


FIG. 6

