



US00D474110S

(12) **United States Design Patent**
Sweeney

(10) **Patent No.:** **US D474,110 S**

(45) **Date of Patent:** **** May 6, 2003**

(54) **CUP SHAPED CONTAINER**

(75) **Inventor:** **Richard P. Sweeney**, Winchester, MA (US)

(73) **Assignee:** **Keurig, Incorporated**, Wakefield, MA (US)

(**) **Term:** **14 Years**

(21) **Appl. No.:** **29/164,718**

(22) **Filed:** **Jul. 30, 2002**

(51) **LOC (7) Cl.** **09-03**

(52) **U.S. Cl.** **D9/428; D9/425**

(58) **Field of Search** D9/428, 429, 431, D9/424, 425; D7/530, 531, 608; 206/499, 508, 557; 229/400-406, 932; 220/656-659, 669-675, 912

(56) **References Cited**

U.S. PATENT DOCUMENTS

3,128,029	A	*	4/1964	Price et al.	229/400
3,443,714	A	*	5/1969	Edwards	206/499
3,471,075	A	*	10/1969	Wolf	229/400
D243,030	S	*	1/1977	Gross	D9/429

4,551,366	A	*	11/1985	Maruhashi et al.	229/400
4,767,015	A	*	8/1988	Ho	229/400
D351,790	S	*	10/1994	Haindl	D9/425
D390,460	S	*	2/1998	Schmidt	D9/428
D429,150	S	*	8/2000	Lindsay et al.	D9/425
D452,433	S	*	12/2001	Lazaris	D9/428
D454,434	S	*	3/2002	McDaniel et al.	D9/428

* cited by examiner

Primary Examiner—Prabhakar Deshmukh

(74) *Attorney, Agent, or Firm*—Samuels, Gauthier & Stevens


(57) **CLAIM**

The ornamental design for a cup shaped container, as shown and described.

DESCRIPTION

FIG. 1 is a top perspective view of a cup shaped container, showing my new design;
FIG. 2 is a bottom perspective view;
FIG. 3 is a side elevational;
FIG. 4 is a top plan view; and,
FIG. 5 is a bottom plan.

1 Claim, 1 Drawing Sheet






FIG. 1

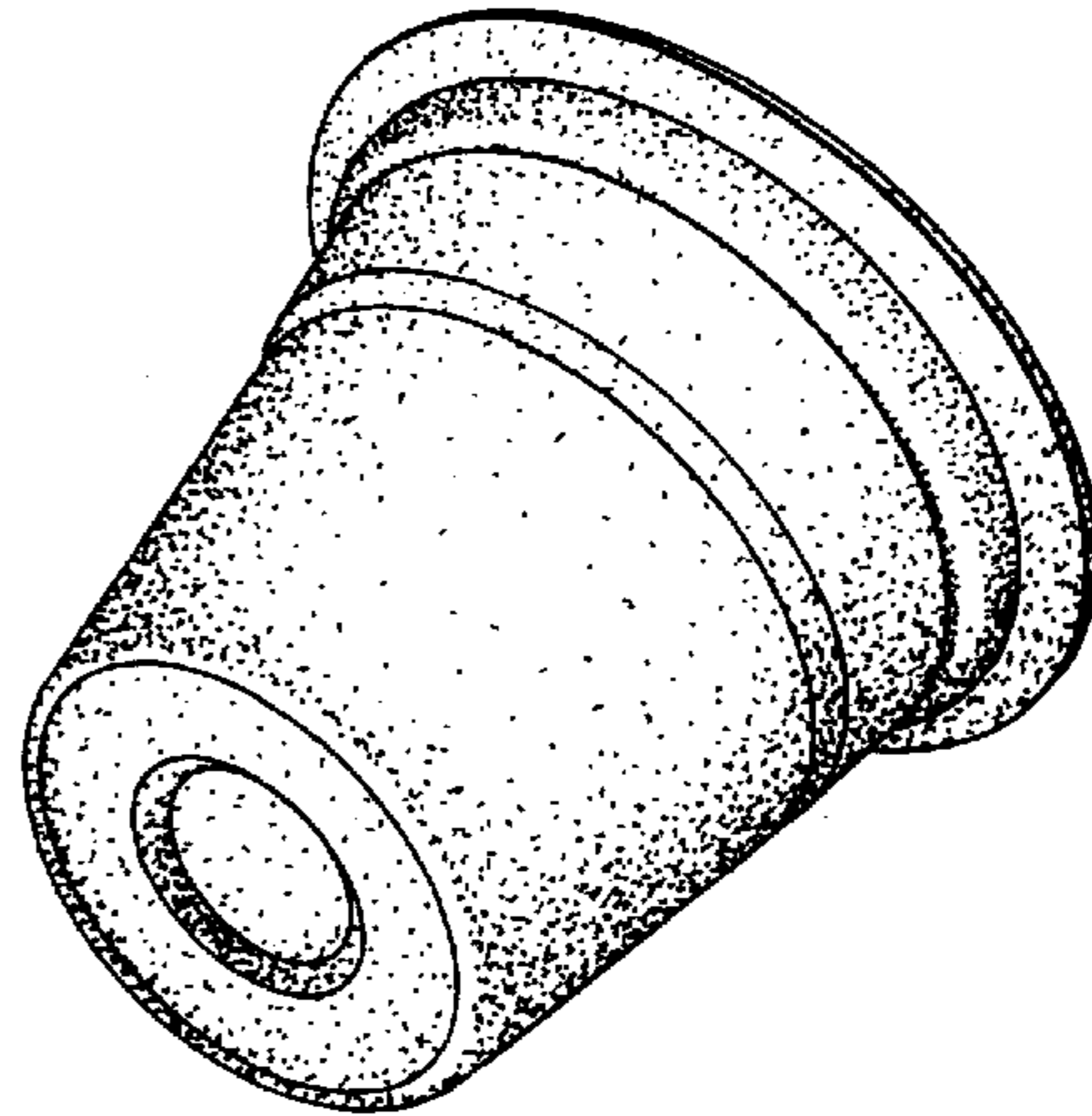


FIG. 2

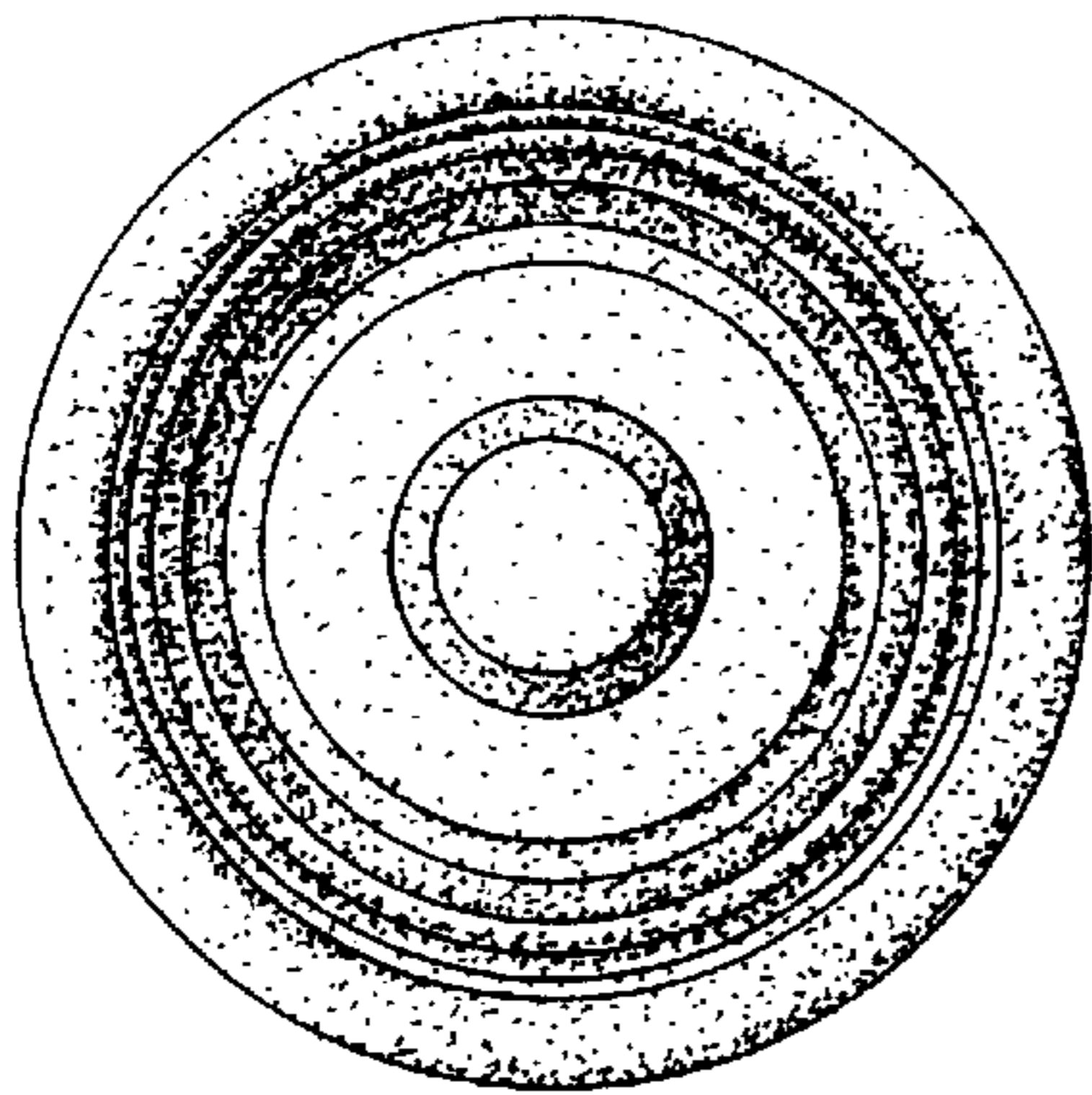


FIG. 4




FIG. 3

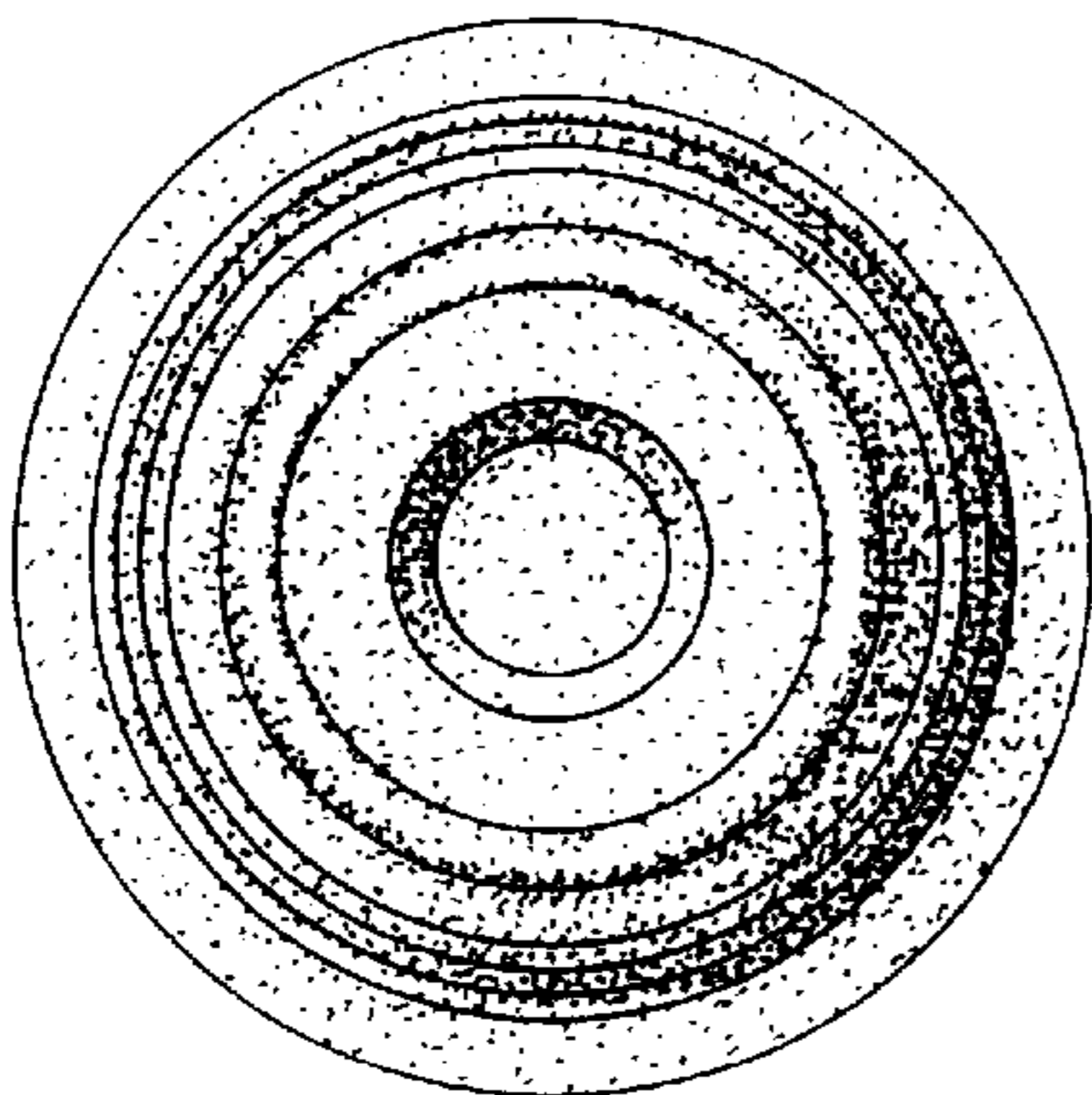


FIG. 5