



US00D474106S

(12) **United States Design Patent** (10) **Patent No.:** **US D474,106 S**
Weck et al. (45) **Date of Patent:** **** May 6, 2003**

(54) **PICTURE HANGER**
(75) Inventors: **David Weck**, Miami, FL (US); **Erwin M. Frey**, Ft. Lauderdale, FL (US)
(73) Assignee: **Micasa Trading Corporation**, Miami, FL (US)
(**) Term: **14 Years**
(21) Appl. No.: **29/150,078**
(22) Filed: **Nov. 5, 2001**

4,669,169 A 6/1987 Hogg
D296,759 S 7/1988 Greenhut et al.
D299,003 S 12/1988 Fadeley, Jr.
D308,816 S 6/1990 Petty et al.
D344,010 S 2/1994 Brazis
5,328,140 A 7/1994 Wong
D357,405 S 4/1995 Philippi
D407,444 S * 3/1999 Gregory-Gillman D20/22
D416,050 S * 11/1999 Caloia et al. D20/22
6,042,078 A 3/2000 Donovan
D422,892 S 4/2000 Donovan
6,092,779 A * 7/2000 Depew et al. 248/304

(51) **LOC (7) Cl.** **08-05**
(52) **U.S. Cl.** **D8/373; D11/133; D21/386; D20/22**
(58) **Field of Search** D8/367, 373; D21/386; D20/22; D11/132, 133, 95, 97; 248/497, 304, 467, 216.1, 218.1, 547, 493, 496, 498, 489, 215, 339; 40/1.5, 1.6, 299.01, 301, 702, 903, 908, 711, 745, 605

OTHER PUBLICATIONS
Signs & Symbols Their Design and Meaning, 1998. p. 265. Element 8 shield design.*

(56) **References Cited**

U.S. PATENT DOCUMENTS

D28,724 S 5/1898 Heaton
D42,970 S 9/1912 Larsson
D56,797 S * 12/1920 Alsterlund D11/95
D196,300 S 9/1963 Isensee, Jr.
D222,865 S 1/1972 Coy
D247,219 S 2/1978 Yensh
D247,220 S 2/1978 Yensh
4,485,995 A 12/1984 Hogg
4,541,634 A * 9/1985 Nolan 273/271
D281,144 S 10/1985 Astolfi
4,619,430 A 10/1986 Hogg

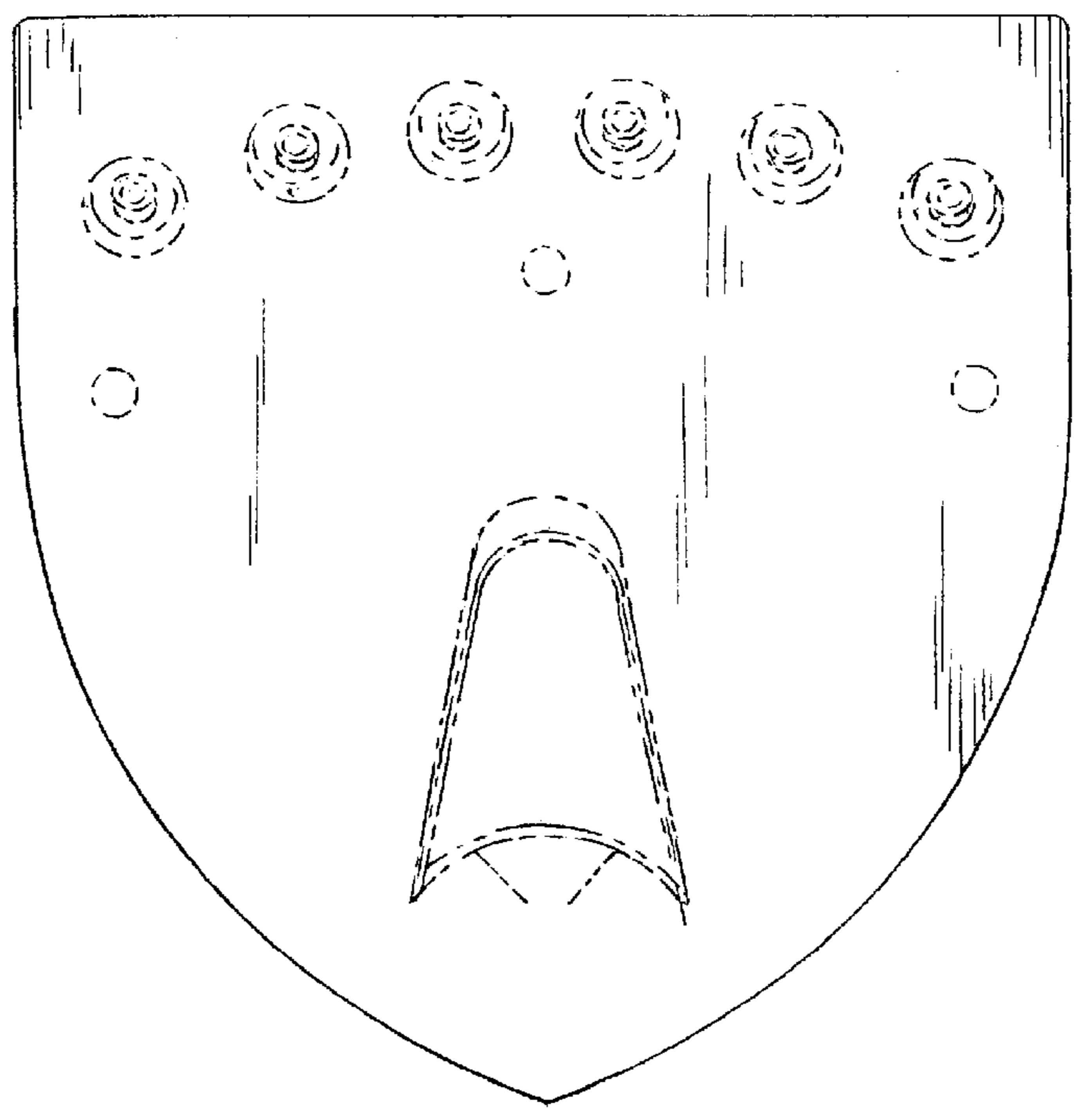
* cited by examiner
Primary Examiner—Pamela Burgess
(74) *Attorney, Agent, or Firm*—Lowe Hauptman Gilman & Berner, LLP

(57) **CLAIM**
The ornamental design for a picture hanger, as shown and described.

DESCRIPTION

FIG. 1 is a front view thereof;
FIG. 2 is a left side view thereof;
FIG. 3 is a top view thereof;
FIG. 4 is a bottom view thereof; and,
FIG. 5 is a back view thereof.
All the broken lines in the drawings represent environmental structure and form no part of the claimed design.

1 Claim, 2 Drawing Sheets



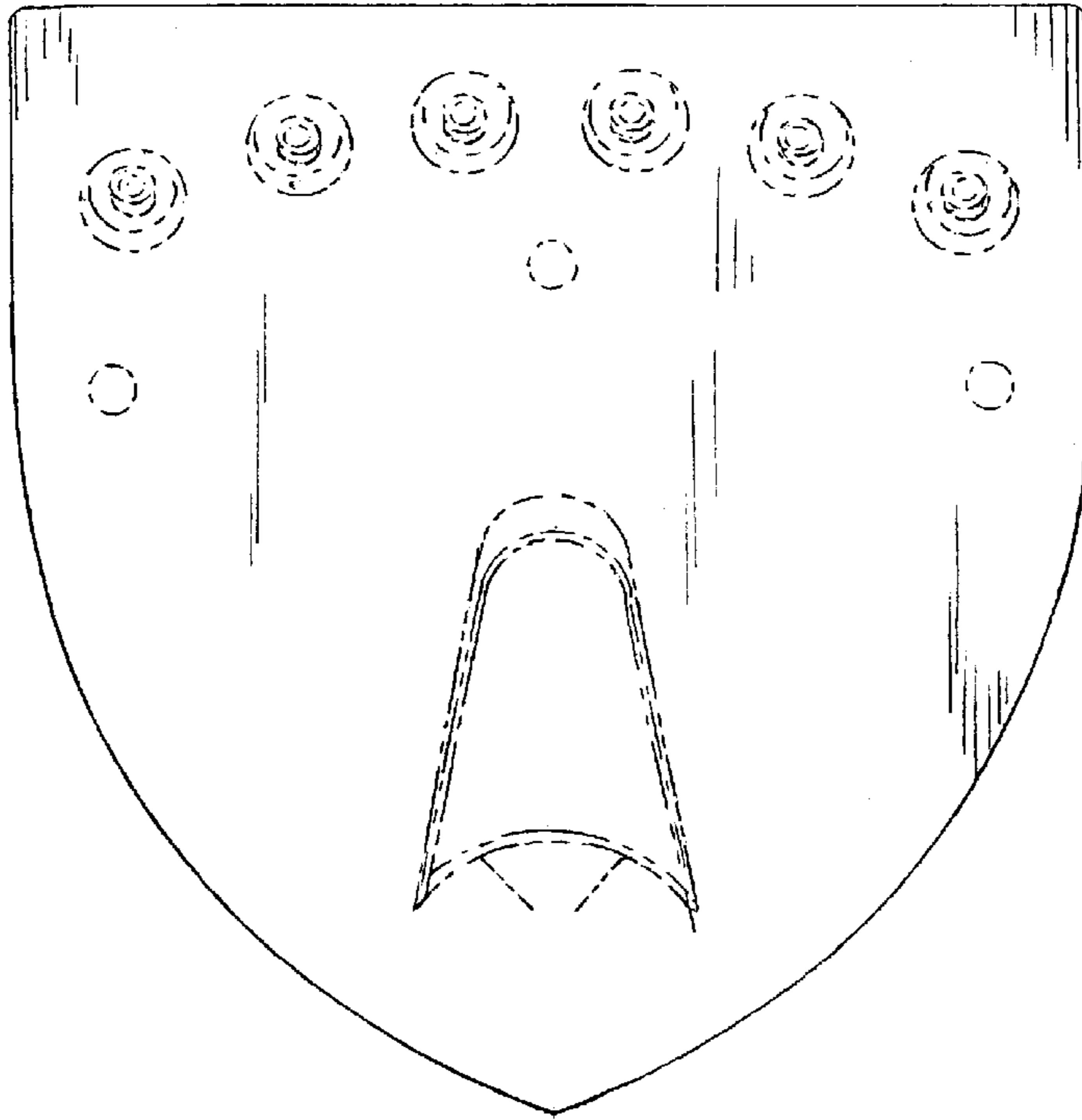


FIG. 1

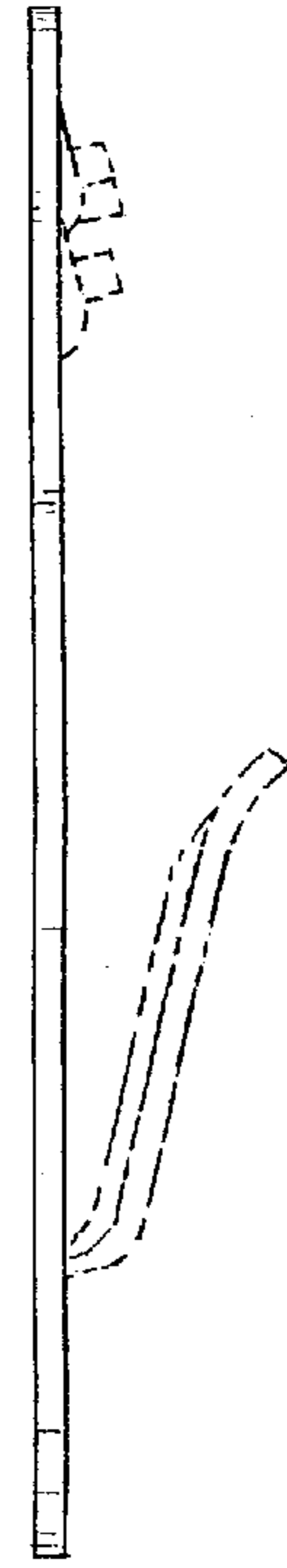


FIG. 2



FIG. 3




FIG. 4

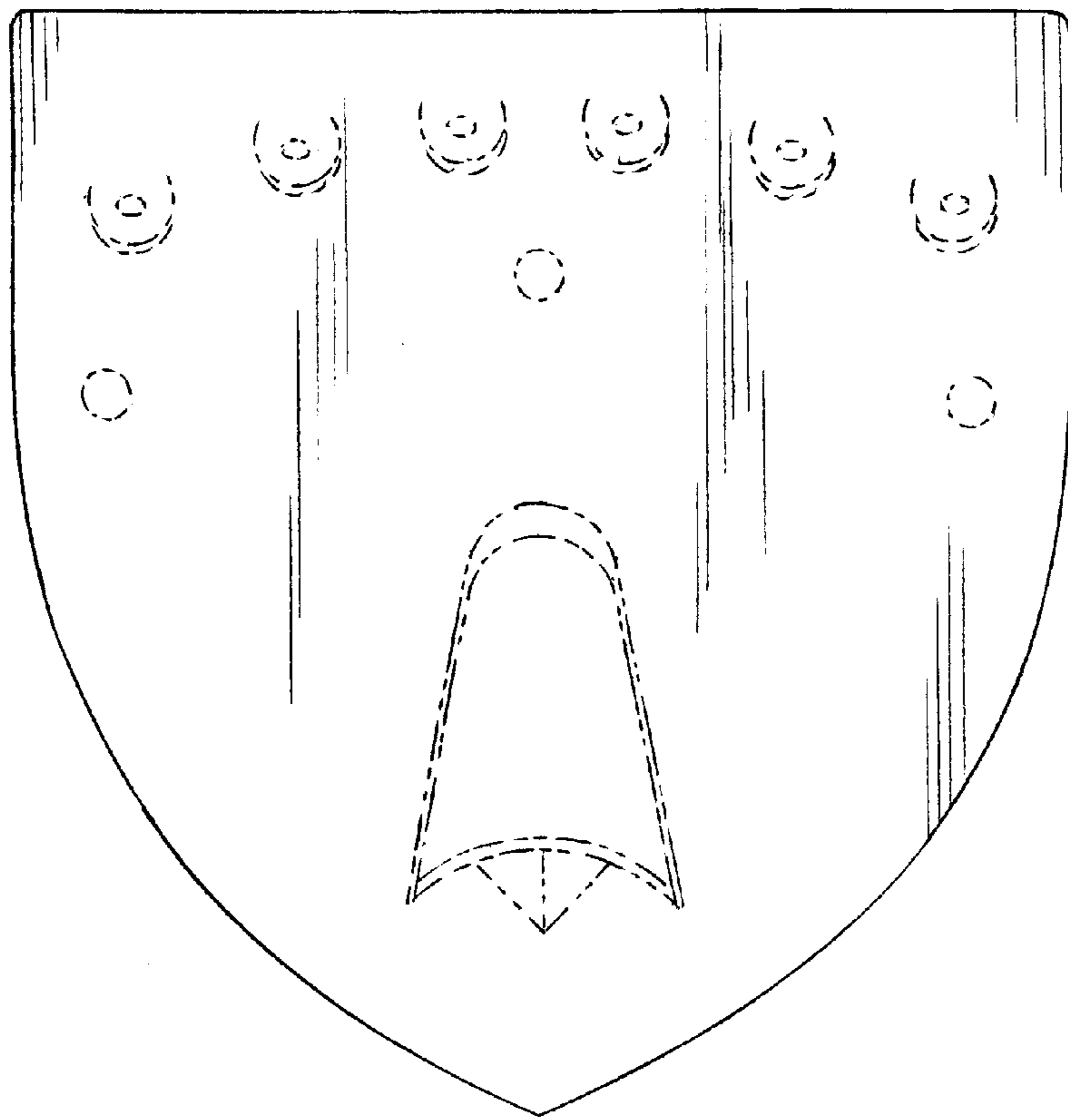


FIG. 5