



US00D474094S

(12) **United States Design Patent**  
**Takahashi**

(10) **Patent No.:** **US D474,094 S**

(45) **Date of Patent:** **\*\* May 6, 2003**

(54) **HANDLE FOR EDGE-REPLACEABLE SAW**

(75) Inventor: **Hideo Takahashi**, Niigata (JP)

(73) Assignee: **Takagi Co., Ltd.**, Niigata (JP)

(\*\*) Term: **14 Years**

(21) Appl. No.: **29/162,258**

(22) Filed: **Jun. 13, 2002**

(30) **Foreign Application Priority Data**

Apr. 26, 2002 (JP) ..... 2002-011541

(51) **LOC (7) Cl.** ..... **08-03**

(52) **U.S. Cl.** ..... **D8/97; D8/97**

(58) **Field of Search** ..... D8/95, 96, 97,  
D8/98, 99, 107; 30/515, 516, 517, 518,  
519

(56) **References Cited**

**U.S. PATENT DOCUMENTS**

- 2,017,895 A \* 10/1935 Davey ..... 30/517
- 2,953,175 A \* 9/1960 Robinson, Jr. et al. .... 30/519
- D251,963 S \* 5/1979 Breger ..... D8/97
- D259,328 S \* 5/1981 Covey ..... D8/97
- D323,966 S 2/1992 Tanabe

- D400,421 S \* 11/1998 Okada ..... D8/97
- 5,926,962 A \* 7/1999 Chen ..... 30/519
- D436,013 S \* 1/2001 Eriksson et al. .... D8/95

\* cited by examiner

*Primary Examiner*—Philip S. Hyder

(74) *Attorney, Agent, or Firm*—Sughrue Mion, PLLC

(57) **CLAIM**

The ornamental design for a handle for edge-replaceable saw, as shown and described.

**DESCRIPTION**

FIG. 1 is a perspective view of a handle for edge-replaceable saw;

FIG. 2 is a front view thereof;

FIG. 3 is a top view thereof;

FIG. 4 is a back view thereof;

FIG. 5 is a bottom view thereof;

FIG. 6 is a right side view thereof;

FIG. 7 is a left side view thereof;

FIG. 8 is a cross section view taken along line 8—8 of FIG. 2; and,

FIG. 9 is a front view thereof, wherein the broken line showing of the blade is for illustrative purposes only and forms no part of the claimed design.

**1 Claim, 5 Drawing Sheets**

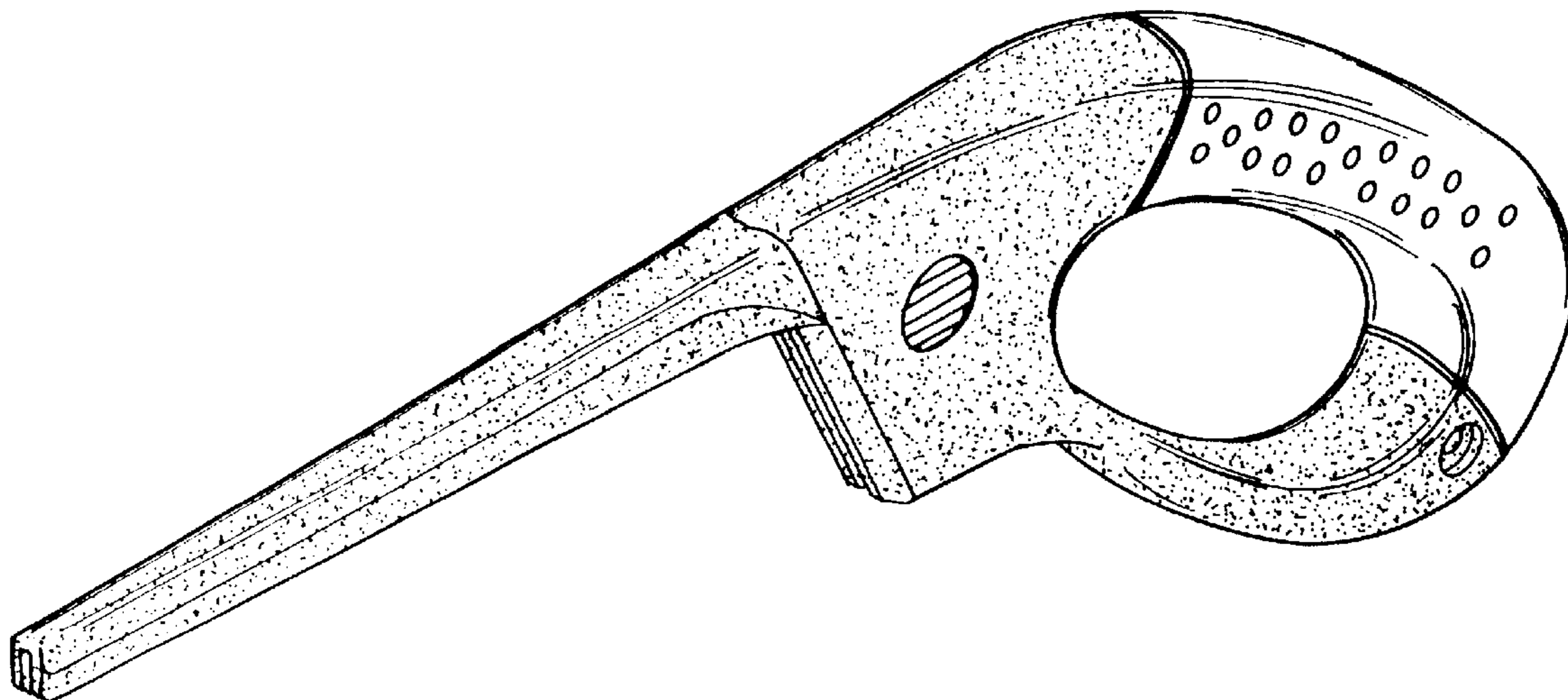


FIG. 1

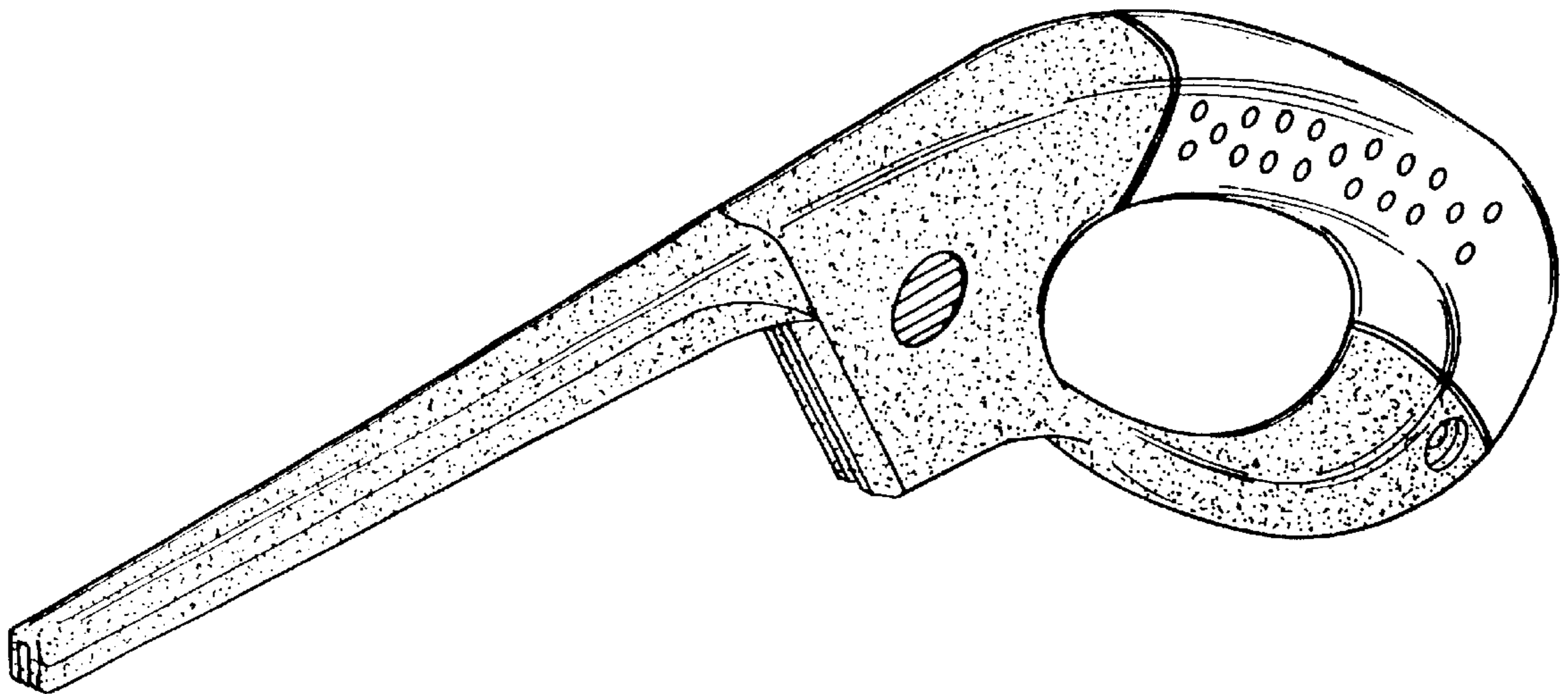


FIG. 3



FIG. 2

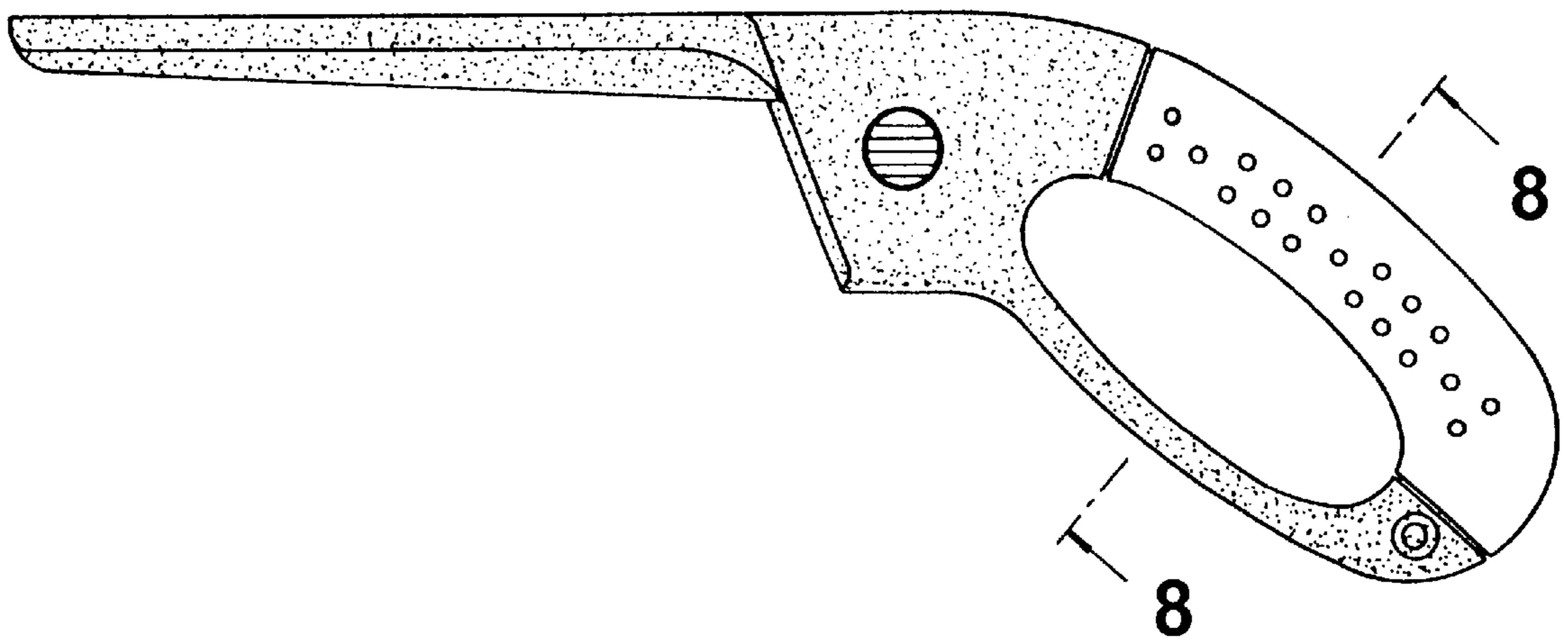


FIG. 5

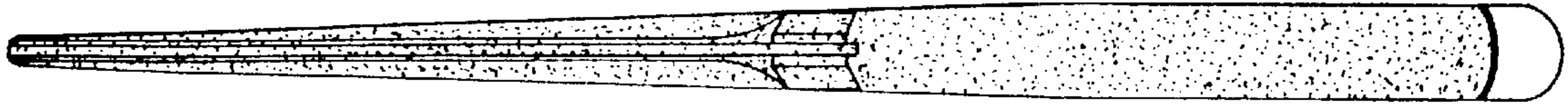


FIG. 4

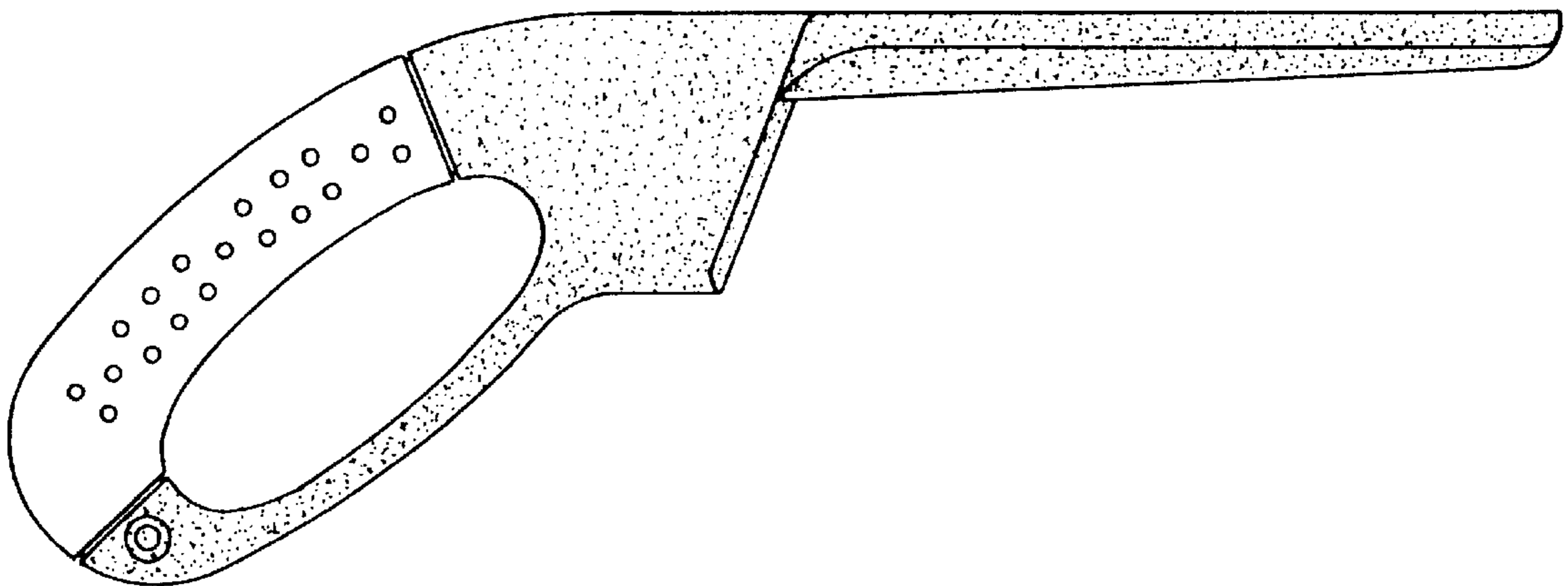


FIG. 7



FIG. 6

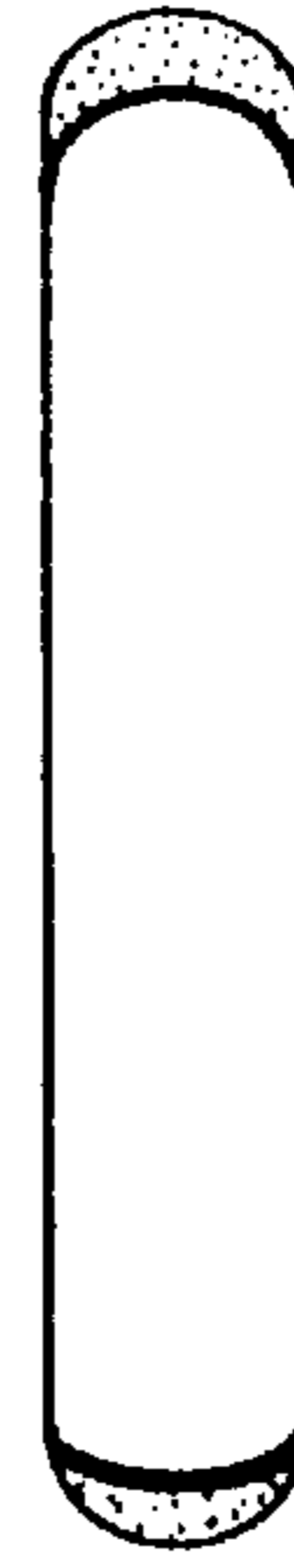


FIG. 8

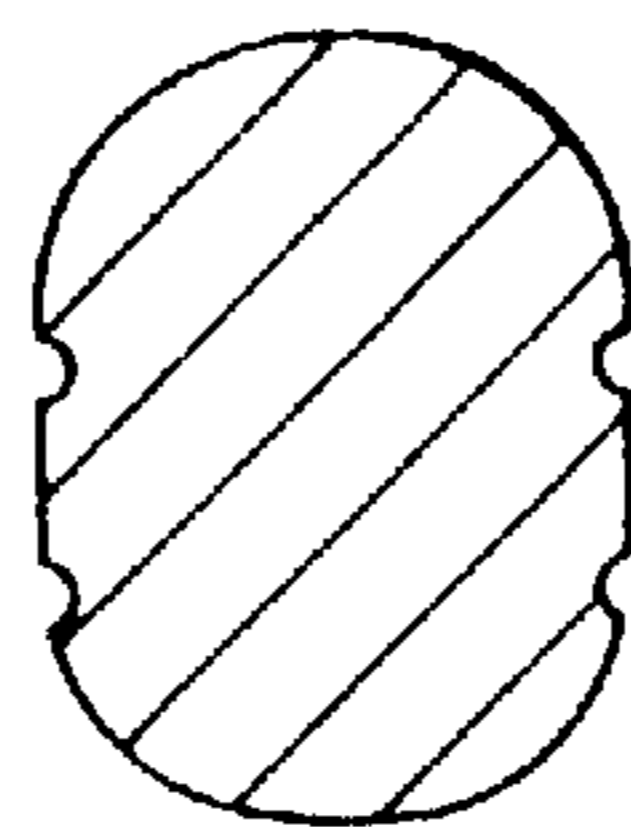


FIG. 9

