



US00D474062S

(12) **United States Design Patent**  
**Littmann**

(10) **Patent No.:** **US D474,062 S**

(45) **Date of Patent:** **\*\* May 6, 2003**

(54) **TOASTER**

D297,391 S \* 8/1988 Ansel ..... D7/330  
D395,978 S \* 7/1998 Lin ..... D7/330

(75) Inventor: **Ludwig Littmann, Kronberg (DE)**

\* cited by examiner

(73) Assignee: **Braun GmbH (DE)**

*Primary Examiner*—Caron D. Veynar

(\*\*) Term: **14 Years**

(74) *Attorney, Agent, or Firm*—Fish & Richardson PC

(21) Appl. No.: **29/165,213**

(57) **CLAIM**

(22) Filed: **Aug. 6, 2002**

The ornamental design for a toaster, as shown and described.

(30) **Foreign Application Priority Data**

**DESCRIPTION**

Feb. 8, 2002 (XH) ..... DMA/005 604

FIG. 1 is a perspective view of a toaster from above, showing my design;

(51) **LOC (7) Cl.** ..... **07-02**

FIG. 2 is a front view of the appliance thereof;

(52) **U.S. Cl.** ..... **D7/330**

FIG. 3 is a rear view of the appliance thereof

(58) **Field of Search** ..... D7/328-330; 99/385,  
99/389

FIG. 4 is a right side view of the appliance thereof;

FIG. 5 is a left side view of the appliance thereof;

(56) **References Cited**


FIG. 6 is a top plan view of the appliance thereof; and,

FIG. 7 is bottom plan view of the appliance thereof.

**U.S. PATENT DOCUMENTS**

D265,044 S \* 6/1982 Hanson et al. .... D7/330

**1 Claim, 6 Drawing Sheets**






FIG. 1




FIG. 2




FIG. 3




FIG. 4




FIG. 5




FIG. 6




FIG. 7