



US00D474053S

(12) **United States Design Patent**
Lenger

(10) **Patent No.:** **US D474,053 S**

(45) **Date of Patent:** **** May 6, 2003**

(54) **FURNITURE LATTICE**

(75) **Inventor:** **Sidney A. Lenger**, Kernersville, NC
(US)

(73) **Assignee:** **Schottenstein Stores Corporation,**
Value City Furniture, Columbus, OH
(US)

(**) **Term:** **14 Years**

(21) **Appl. No.:** **29/159,499**

(22) **Filed:** **Apr. 23, 2002**

Related U.S. Application Data

(62) Division of application No. 29/149,549, filed on Oct. 12, 2001.

(51) **LOC (7) Cl.** **06-06**

(52) **U.S. Cl.** **D6/503; D6/505**

(58) **Field of Search** D6/382, 388, 389,
D6/392-395, 505-508, 491; 5/53.1, 279.1,
280, 281, 907

(56) **References Cited**

U.S. PATENT DOCUMENTS

D12,744 S 2/1882 Milne D6/505
D35,933 S 6/1902 Hammack D6/388

D86,064 S 1/1932 Squires D6/393
D90,255 S * 7/1933 McClure D6/393
D370,793 S * 6/1996 Keller D6/393
D376,490 S * 12/1996 Paus D6/393
D390,731 S * 2/1998 Paus D6/503
D400,034 S 10/1998 Zaidman D6/505
D413,213 S * 8/1999 Paus D6/491
D463,155 S * 9/2002 Lenger D6/393

* cited by examiner

Primary Examiner—Janice E. Seeger

(74) *Attorney, Agent, or Firm*—Wood, Herron & Evans
LLP

(57) **CLAIM**


The ornamental design for a furniture lattice, as shown and described.

DESCRIPTION

FIG. 1 is a front elevational view of my new design for a furniture lattice, showing it incorporated in a bed frame.
FIG. 2 is a left side elevational view thereof.
FIG. 3 is a rear elevational view thereof.
FIG. 4 is a right side elevational view thereof.
FIG. 5 is a top plan view thereof; and,
FIG. 6 is a bottom plan view thereof.

The broken line elements of the bed frame are for illustrative purposes only and form no part of the claimed design.

1 Claim, 3 Drawing Sheets






FIG. 1

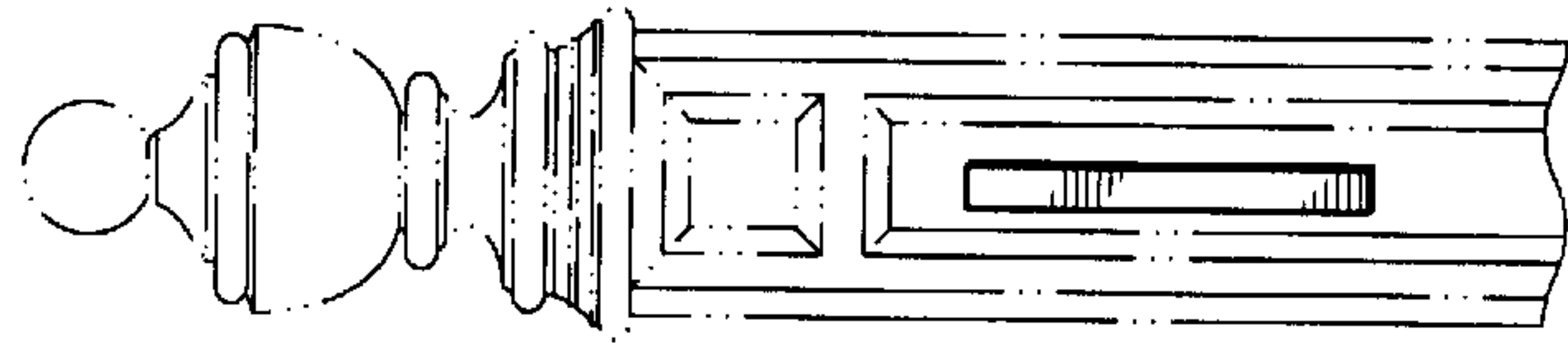


FIG. 2

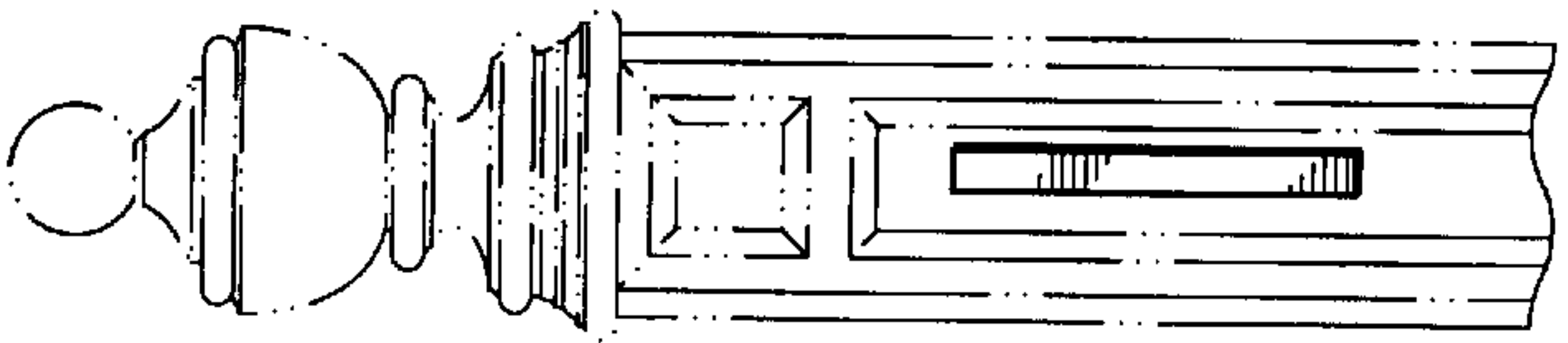


FIG. 4

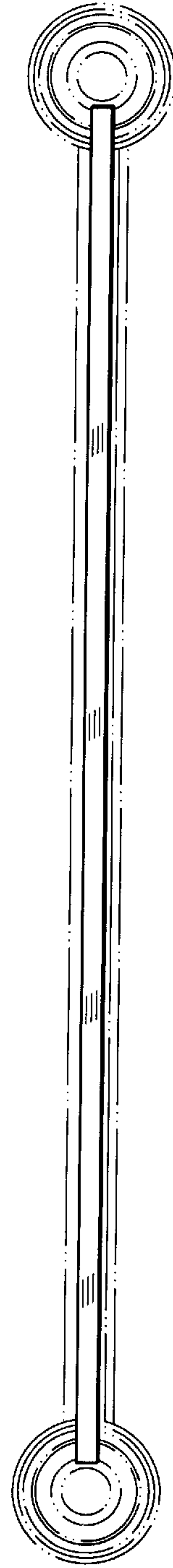


FIG. 5

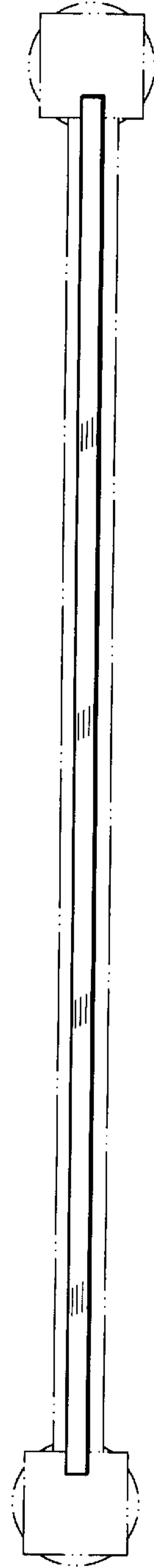


FIG. 6




FIG. 3