



US00D474050S

(12) **United States Design Patent**
Lenger

(10) **Patent No.:** **US D474,050 S**

(45) **Date of Patent:** **** May 6, 2003**

(54) **FURNITURE FOOT AND RAIL SEGMENT**

(75) **Inventor:** **Sidney A. Lenger**, Kernersville, NC
(US)

(73) **Assignee:** **Schottenstein Stores Corporation**,
Columbus, OH (US)

(**) **Term:** **14 Years**

(21) **Appl. No.:** **29/168,846**

(22) **Filed:** **Oct. 9, 2002**

Related U.S. Application Data

(62) Division of application No. 29/159,629, filed on Apr. 25,
2002.

(51) **LOC (7) Cl.** **06-04**

(52) **U.S. Cl.** **D6/495**

(58) **Field of Search** D6/432-448, 495,
D6/492; 312/204, 224

(56) **References Cited**

U.S. PATENT DOCUMENTS

D327,186 S	6/1992	Tarlow	D6/441
D339,938 S	* 10/1993	Fisher	D6/492
D371,257 S	7/1996	Paus	D6/445
D375,514 S	11/1996	Keller et al.	D6/445
D387,580 S	12/1997	Walters, III et al.	D6/434

D404,590 S	*	1/1999	Tabbia	D6/445
D433,845 S		11/2000	Wilson et al.	D6/446
D441,214 S	*	5/2001	Cain	D6/436
D442,800 S	*	5/2001	Hutton	D6/446
D451,303 S		12/2001	Lee	D6/446
D462,540 S	*	9/2002	Lenger	D6/441

* cited by examiner

Primary Examiner—Cathron C. Brooks

(74) *Attorney, Agent, or Firm*—Wood, Herron & Evans,
LLP

(57) **CLAIM**

The ornamental design for the furniture foot and rail segment, as shown and described.

DESCRIPTION

FIG. 1 is a front elevational view of my new design for a furniture foot and rail segment, showing it incorporated in a chest.

FIG. 2 is a left-side elevational view thereof.

FIG. 3 is a rear elevational view thereof.


FIG. 4 is a right-side elevational view thereof.

FIG. 5 is a top plan view thereof; and,

FIG. 7 is a bottom plan view thereof.

The broken line elements of the chest are for illustrative purposes only and form no part of the claimed design.

1 Claim, 5 Drawing Sheets






FIG. 1

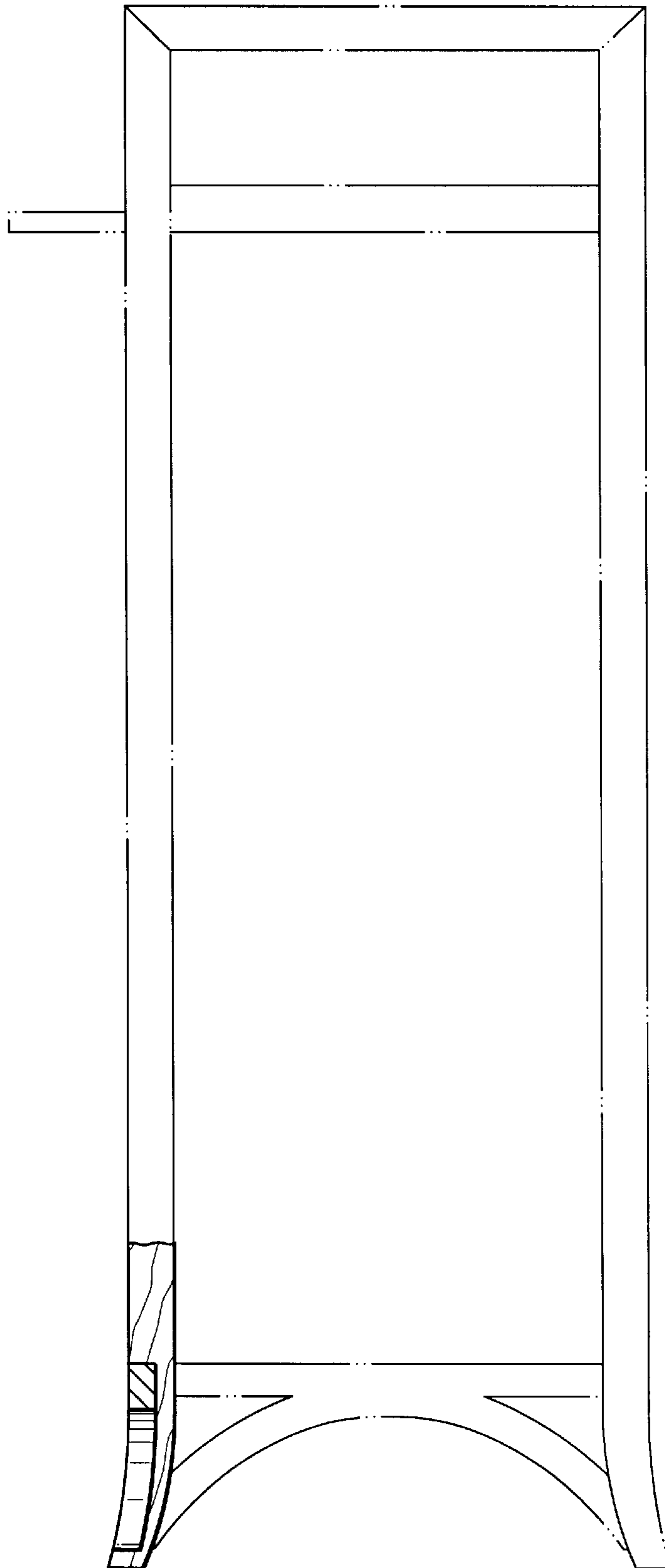


FIG. 2




FIG. 3




FIG. 4

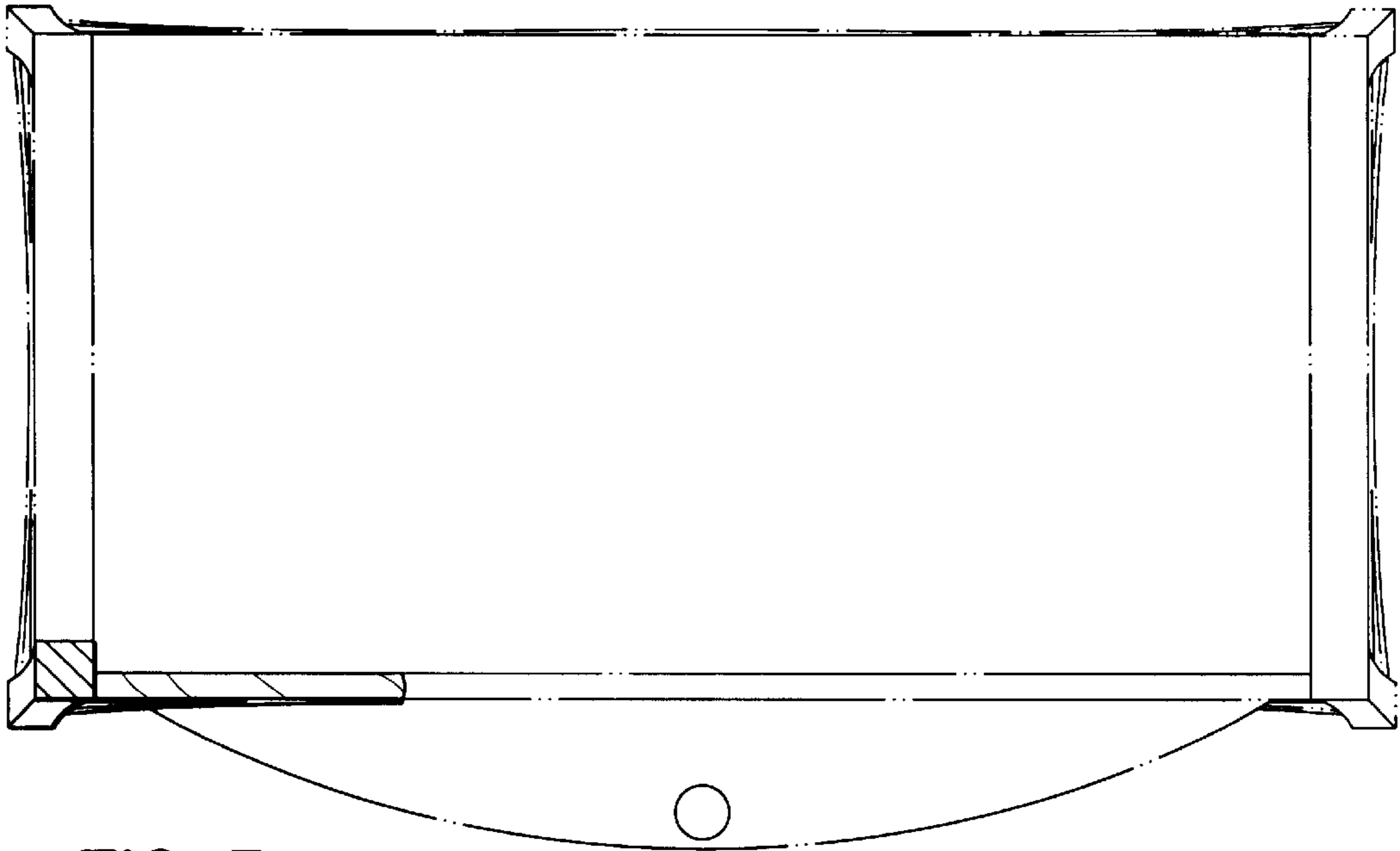


FIG. 5

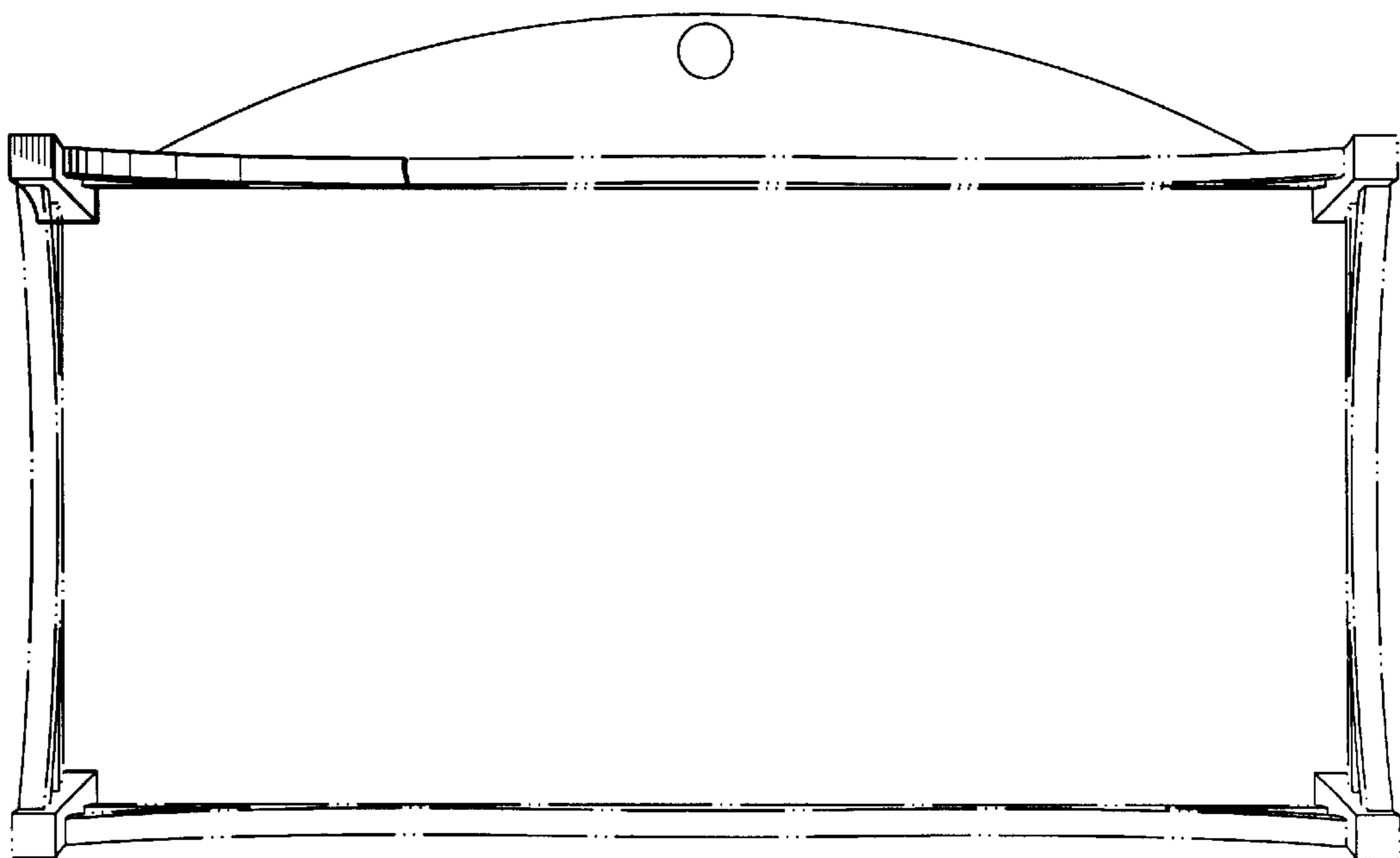


FIG. 6

UNITED STATES PATENT AND TRADEMARK OFFICE
CERTIFICATE OF CORRECTION

PATENT NO. : Des. 474,050 S
DATED : May 6, 2003
INVENTOR(S) : Sidney A. Lenger

Page 1 of 1

It is certified that error appears in the above-identified patent and that said Letters Patent is hereby corrected as shown below:


Title page,

Item [63], reads "Division of application No. 29/159,629, filed on April 25, 2002," should read -- Division of co-pending U.S. Design Patent Application Serial No. 29/159,629, filed on April 25, 2002, which is a continuation of U.S. Design Patent Application Serial No. 29/149,641, filed October 12, 2001, now Patent No. D462,540. --

DESCRIPTION, reads "FIG. 7" and should read -- FIG. 6 --.

Signed and Sealed this

Fourth Day of November, 2003

A handwritten signature in black ink, appearing to read "James E. Rogan", written over a horizontal line.

JAMES E. ROGAN
Director of the United States Patent and Trademark Office