



US00D474048S

(12) **United States Design Patent**  
**Stanton**

(10) **Patent No.:** **US D474,048 S**

(45) **Date of Patent:** **\*\* \*May 6, 2003**

(54) **TABLE**

(75) **Inventor:** **Shawn C. Stanton**, High Point, NC (US)

(73) **Assignee:** **Thomasville Furniture Industries, Inc.**, Thomasville, NC (US)

(\*) **Notice:** This patent is subject to a terminal disclaimer.

(\*\*) **Term:** **14 Years**

(21) **Appl. No.:** **29/159,213**

(22) **Filed:** **Apr. 17, 2002**

(51) **LOC (7) Cl.** ..... **06-03**

(52) **U.S. Cl.** ..... **D6/480**

(58) **Field of Search** ..... D6/480-489, 495, D6/511; 108/153.1, 155, 156, 157.1, 161; 248/188, 188.1, 188.8

(56) **References Cited**

**U.S. PATENT DOCUMENTS**

|            |   |        |               |       |        |
|------------|---|--------|---------------|-------|--------|
| D72,661 S  | * | 5/1927 | Bach          | ..... | D6/480 |
| D438,032 S |   | 2/2001 | Cain          | ..... | D6/484 |
| D445,610 S | * | 7/2001 | O'Hare et al. | ..... | D6/484 |
| D455,579 S | * | 4/2002 | Vaaler        | ..... | D6/480 |
| D458,055 S | * | 6/2002 | Vaaler        | ..... | D6/480 |
| D460,882 S | * | 7/2002 | Stanton       | ..... | D6/484 |

**OTHER PUBLICATIONS**

Furniture Leg of Chippendale Mahogany Suite, p. 48 of unknown source, circa 1760.

Furniture Leg, p. 251 of unknown source, date unknown, available as of filing date.

Furniture Leg of A. George II Mahogany Side Table, Christie's, p. 52, date unknown, available as of filing date.

Photographs of Antique Table, source and date unknown, available as of filing date.

4301-20 Dining Table, Carlyle Collection brochure, Henredon Furniture, p. 10, 1998.

Rectangular Table, Collector's Cherry Collection brochure, Thomasville Furniture Industries, Inc., p. 23, date unknown, available as of filing date.

\* cited by examiner

*Primary Examiner*—Janice E. Seeger

(74) *Attorney, Agent, or Firm*—Womble Carlyle Sandridge & Rice, PLLC

(57) **CLAIM**

The ornamental design for a table, as shown and described.

**DESCRIPTION**

FIG. 1 is a perspective view of a table showing my new design;

FIG. 2 is a side elevational view, the opposite side being a mirror image thereof;

FIG. 3 is an end elevational view, the opposite end being a mirror image thereof; and,

FIG. 4 is a top view thereof.

The views of the table not shown form no part of the claimed design.

**1 Claim, 4 Drawing Sheets**



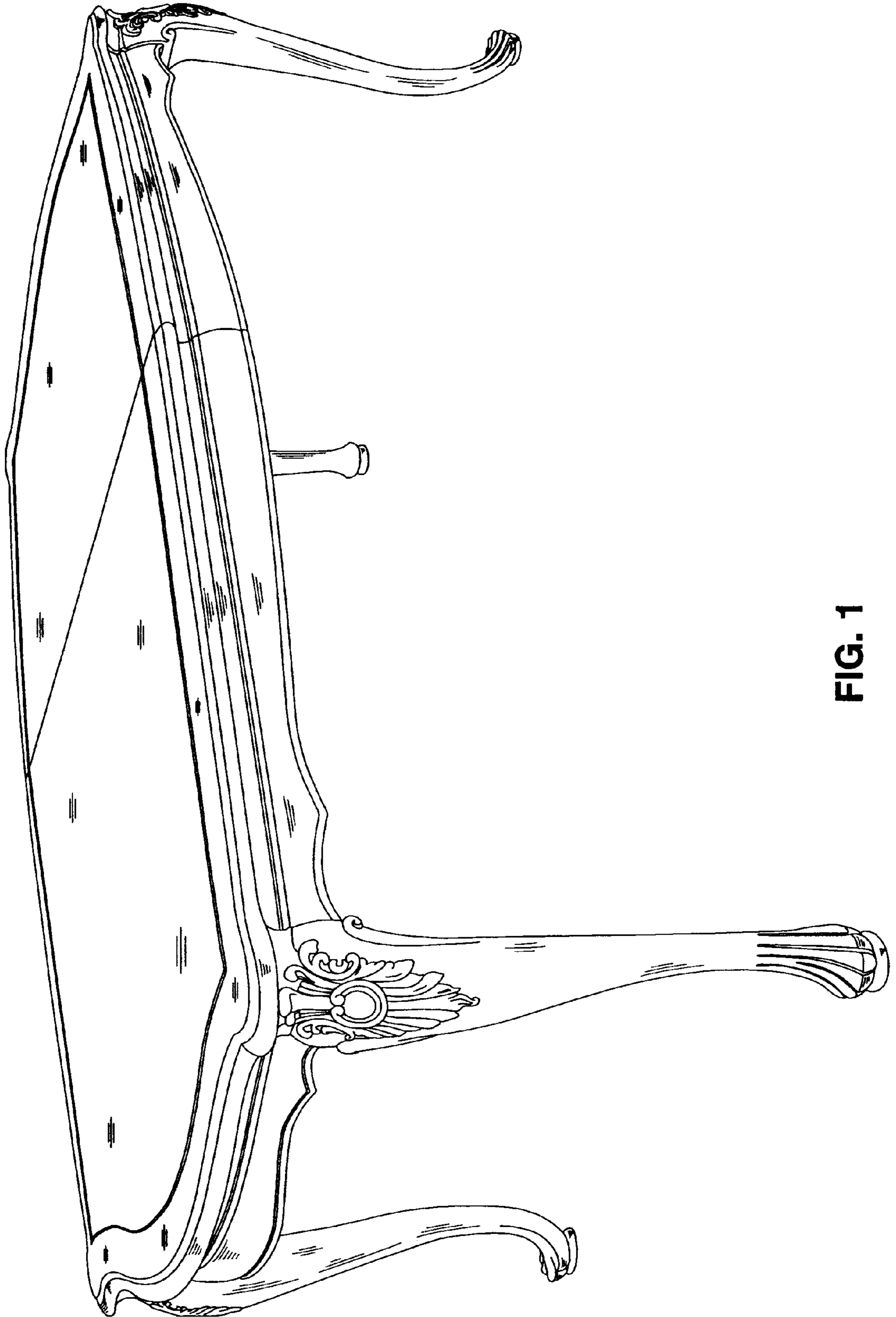


FIG. 1

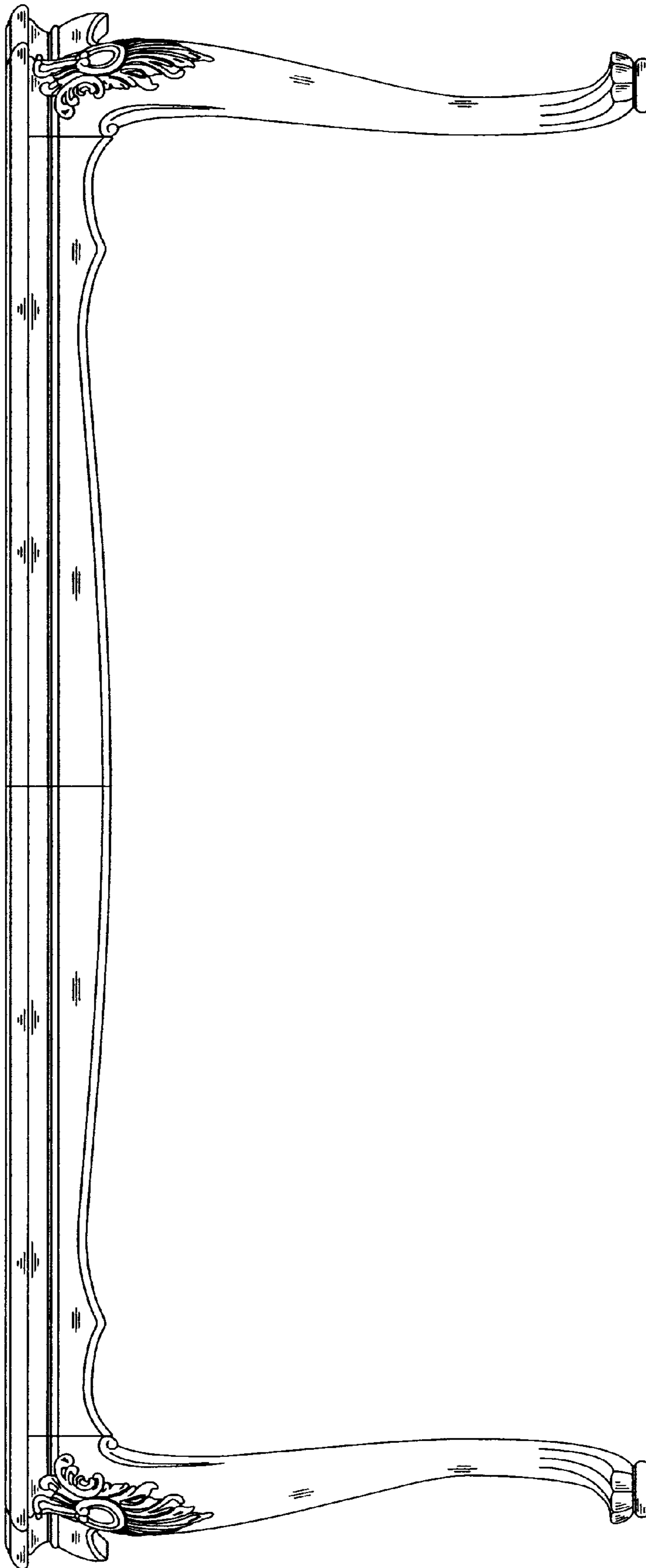
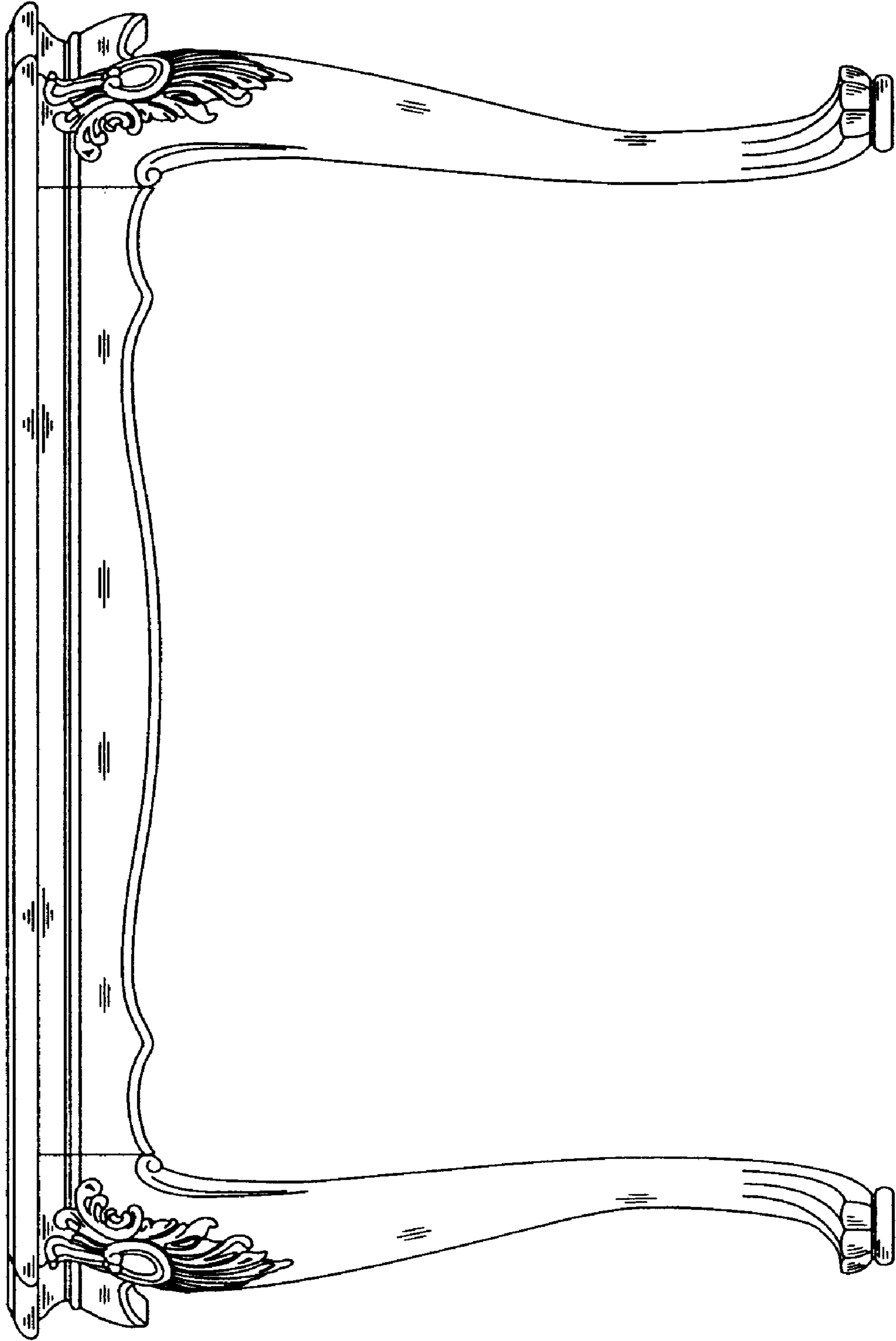


FIG. 2



**FIG. 3**

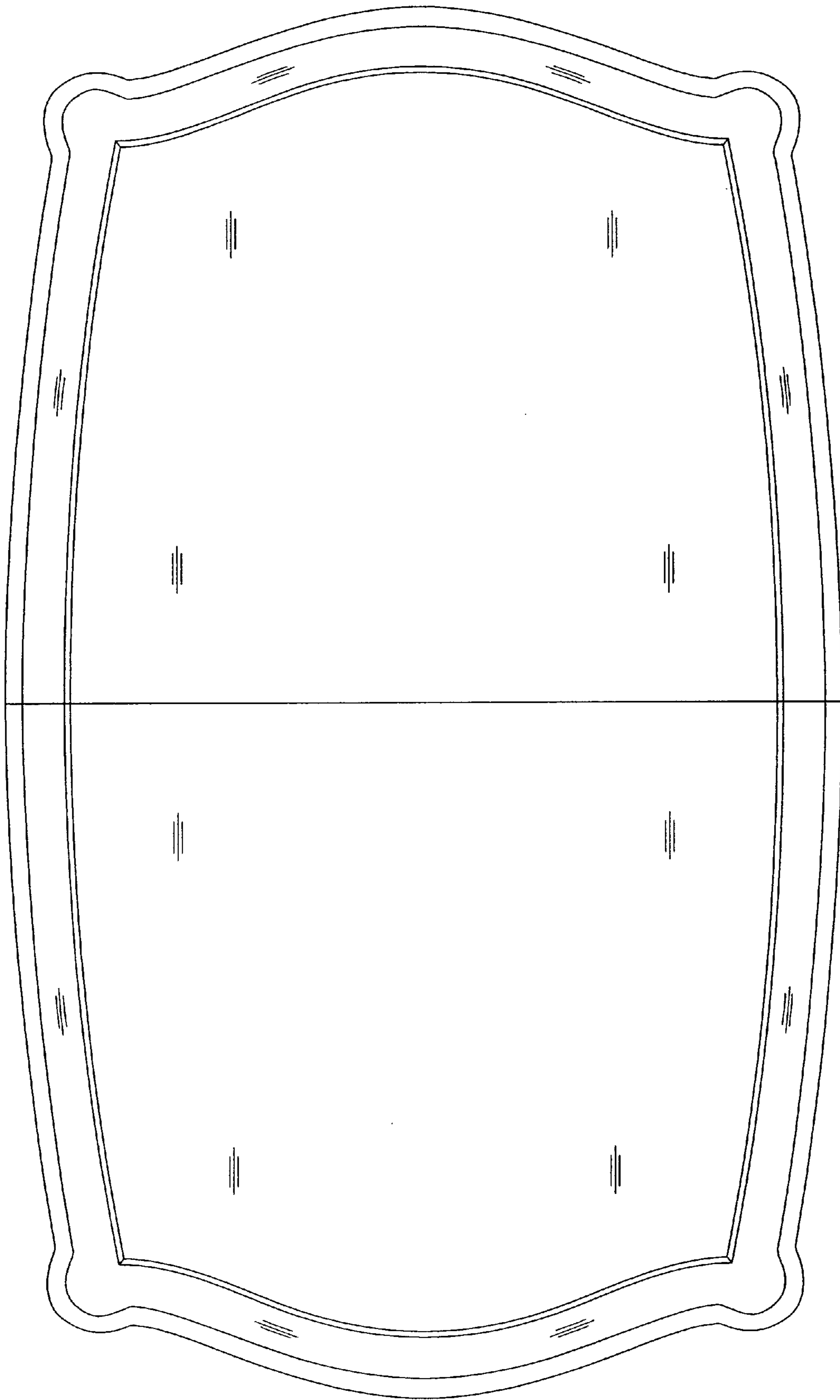


FIG. 4