



US00D474038S

(12) **United States Design Patent**
Noll

(10) **Patent No.:** **US D474,038 S**

(45) **Date of Patent:** **** May 6, 2003**

(54) **METAL GLIDER FRAME WITH WOODEN SEAT AND BACK**

(76) Inventor: **Ronald C. Noll**, 25 Fairway Trail,
Moreland Hills, OH (US) 44022

(**) Term: **14 Years**

(21) Appl. No.: **29/164,598**

(22) Filed: **Jul. 26, 2002**

(51) **LOC (7) Cl.** **06-01**

(52) **U.S. Cl.** **D6/344**

(58) **Field of Search** D6/334, 335, 344,
D6/346, 347, 370, 371, 373, 376, 379,
381, 500-502; 297/273, 281, 282, 258.1,
344.21, 344.26, 452.63

D400,720 S	11/1998	Pomeroy et al.
D403,516 S	1/1999	Noll
D406,948 S	3/1999	Noll
D410,340 S	6/1999	Pomeroy et al.
D417,559 S	12/1999	Pomeroy et al.
D423,801 S	5/2000	Noll
D432,323 S	10/2000	Pomeroy et al.
D434,573 S	12/2000	Noll
6,199,950 B1	3/2001	Noll
D443,425 S	6/2001	Pomeroy et al.
D444,306 S	7/2001	Jaisinghani
D444,635 S	7/2001	Noll
D449,454 S	10/2001	Pomeroy et al.
D450,193 S	11/2001	Pomeroy et al.
D450,937 S	11/2001	Pomeroy et al.

* cited by examiner

Primary Examiner—Doris V. Coles
Assistant Examiner—Mimosa De
(74) *Attorney, Agent, or Firm*—Pearne & Gordon LLP

(56) **References Cited**

U.S. PATENT DOCUMENTS

3,994,468 A	11/1976	Carter et al.	
4,213,650 A	7/1980	Sroub	
D259,308 S	5/1981	Sroub	
D287,910 S	* 1/1987	Schlarb D6/347
D290,911 S	7/1987	Pomeroy et al.	
D298,490 S	11/1988	Pomeroy et al.	
4,796,949 A	1/1989	Boyce	
D307,361 S	4/1990	Pomeroy et al.	
D307,362 S	4/1990	Pomeroy et al.	
D307,363 S	4/1990	Pomeroy et al.	
D307,523 S	5/1990	Pomeroy et al.	
D310,604 S	9/1990	Pomeroy et al.	
D325,823 S	5/1992	Pomeroy et al.	
D328,197 S	7/1992	Braxton, III	
D328,821 S	8/1992	Wooding et al.	
D334,485 S	4/1993	Pomeroy et al.	
D336,788 S	6/1993	Vasquez	
D349,818 S	8/1994	Noll	
D350,855 S	9/1994	Pomeroy et al.	
D360,312 S	* 7/1995	Lee D6/335
D361,673 S	8/1995	Pomeroy et al.	
D362,349 S	9/1995	Pomeroy et al.	
D365,692 S	1/1996	Pomeroy et al.	
5,667,273 A	9/1997	Noll	
D399,064 S	10/1998	Noll	
D399,065 S	10/1998	Noll	

(57) **CLAIM**

The ornamental design for a metal glider frame with wooden seat and back, as shown and described.

DESCRIPTION

FIG. 1 is a perspective view of a metal glider frame with wooden seat and back according to a first embodiment of the present invention;
FIG. 2 is a front view thereof;
FIG. 3 is a right side view thereof, a left side view being a mirror image thereof;
FIG. 4 is a top view thereof;
FIG. 5 is a rear view thereof;
FIG. 6 is bottom view thereof;
FIG. 7 is a perspective view of a metal glider frame with wooden seat and back according to a second embodiment of the present invention;
FIG. 8 is a front view thereof;
FIG. 9 is a right side view thereof, a left side view being a mirror image thereof;
FIG. 10 is a top view thereof;
FIG. 11 is a rear view thereof; and,
FIG. 12 is bottom view thereof.

1 Claim, 8 Drawing Sheets

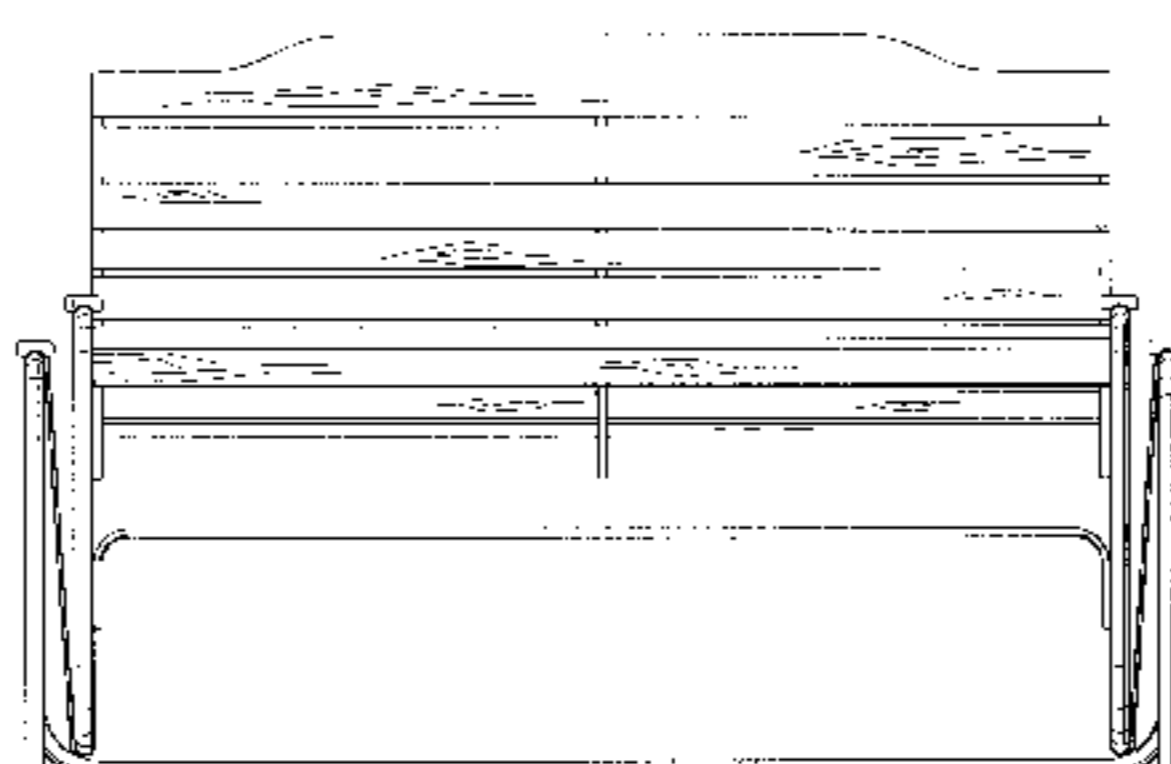
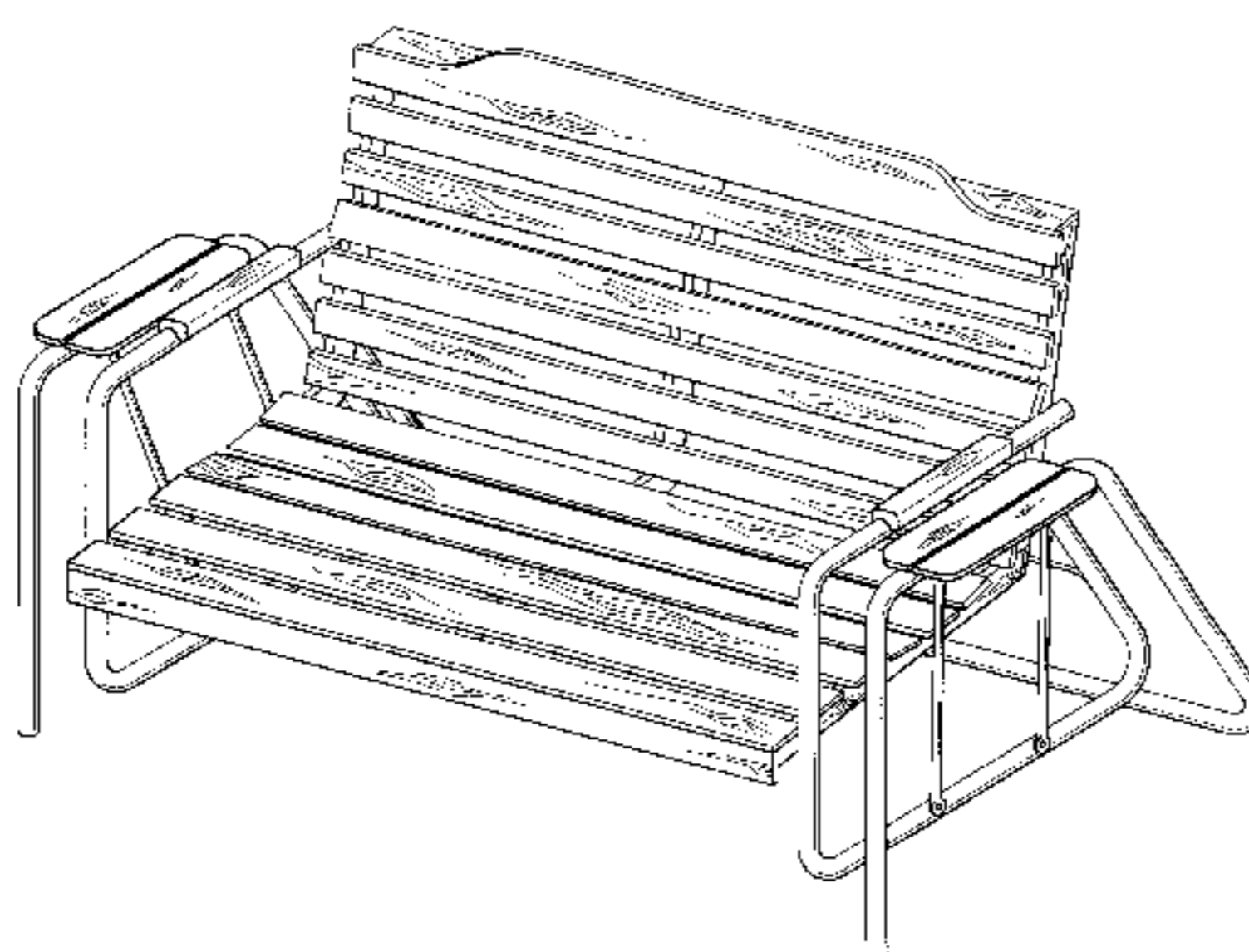
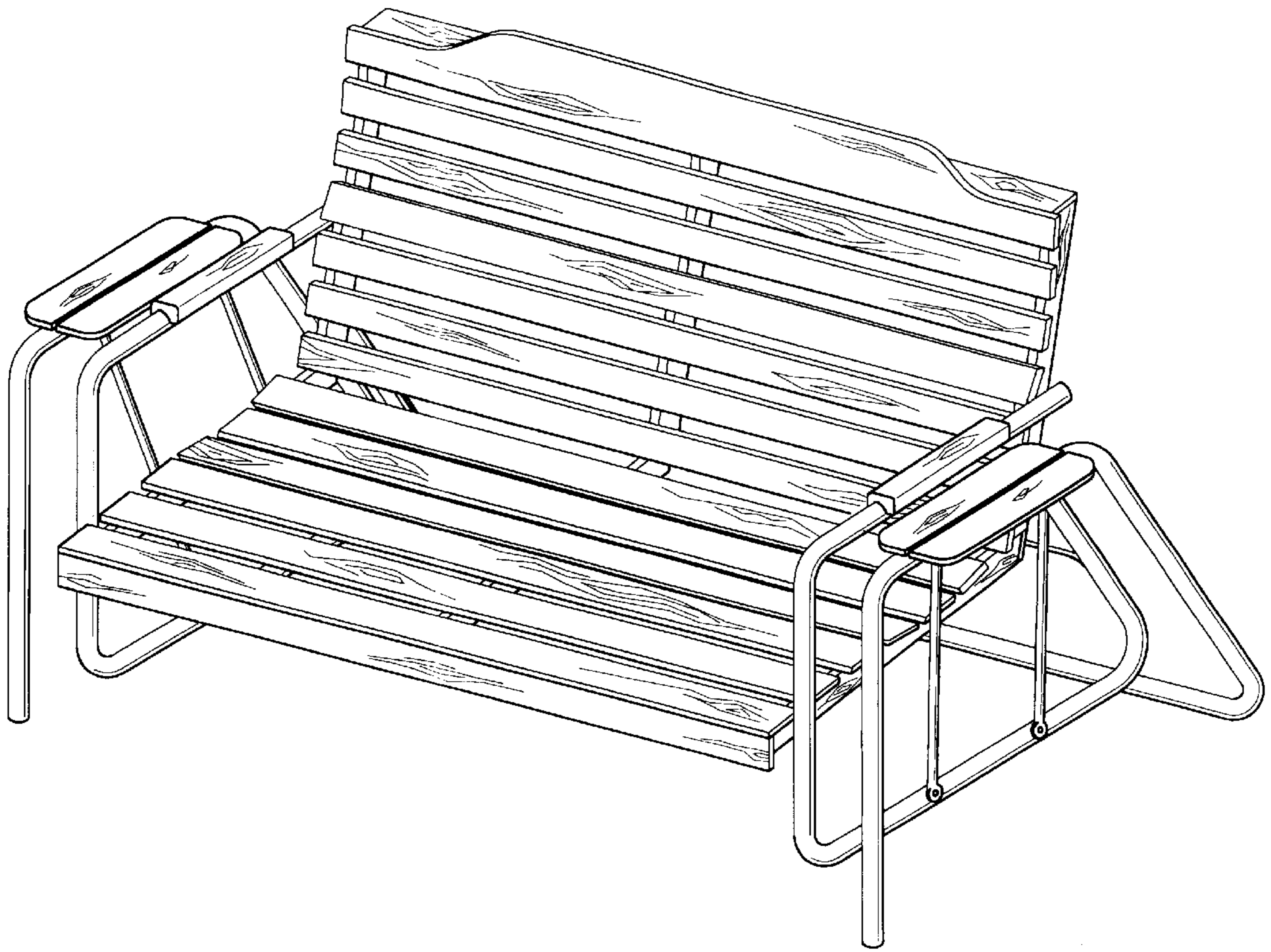


FIG. 1






FIG. 2

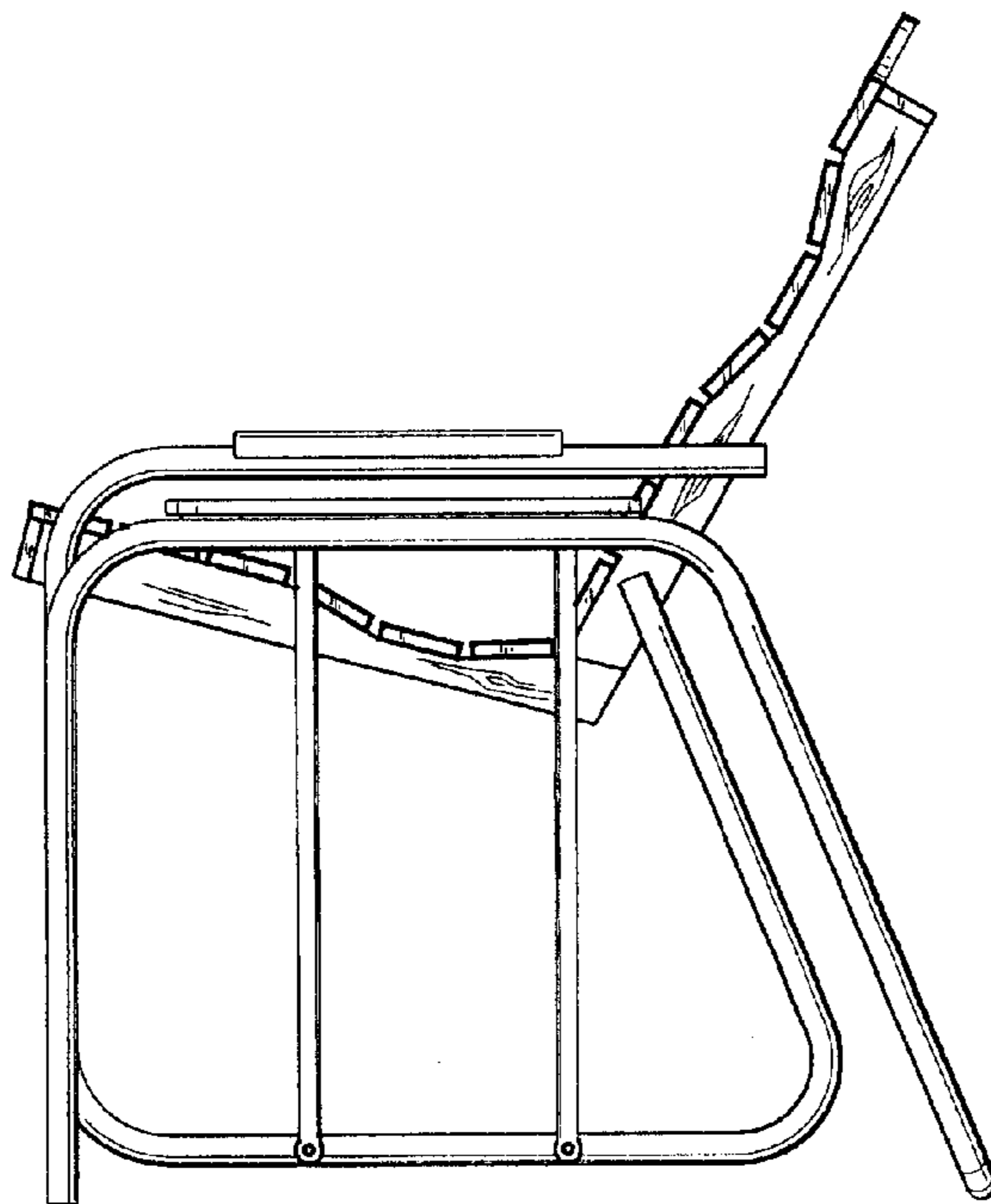


FIG. 3




FIG. 4




FIG. 5


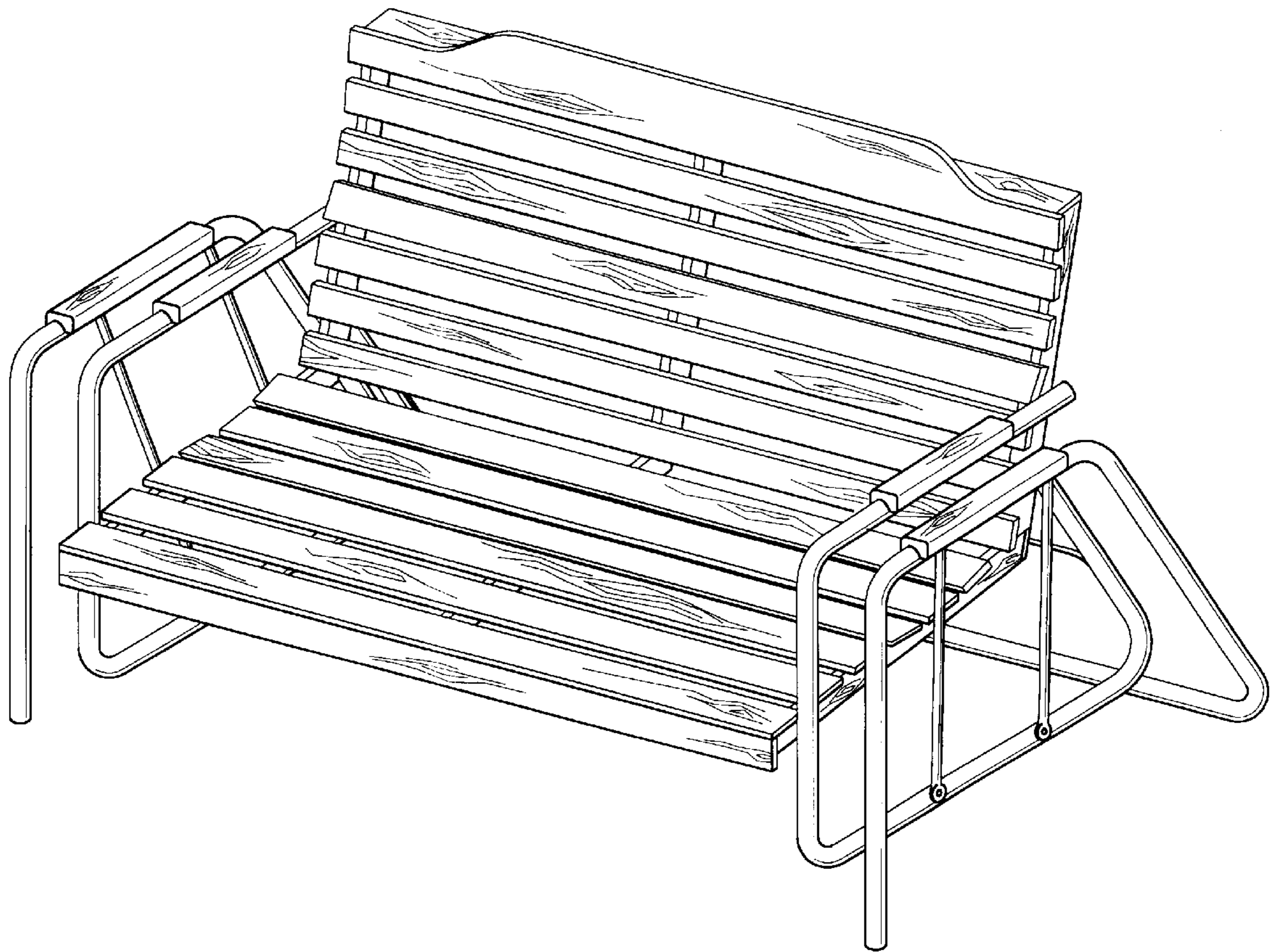


FIG. 6

FIG. 7



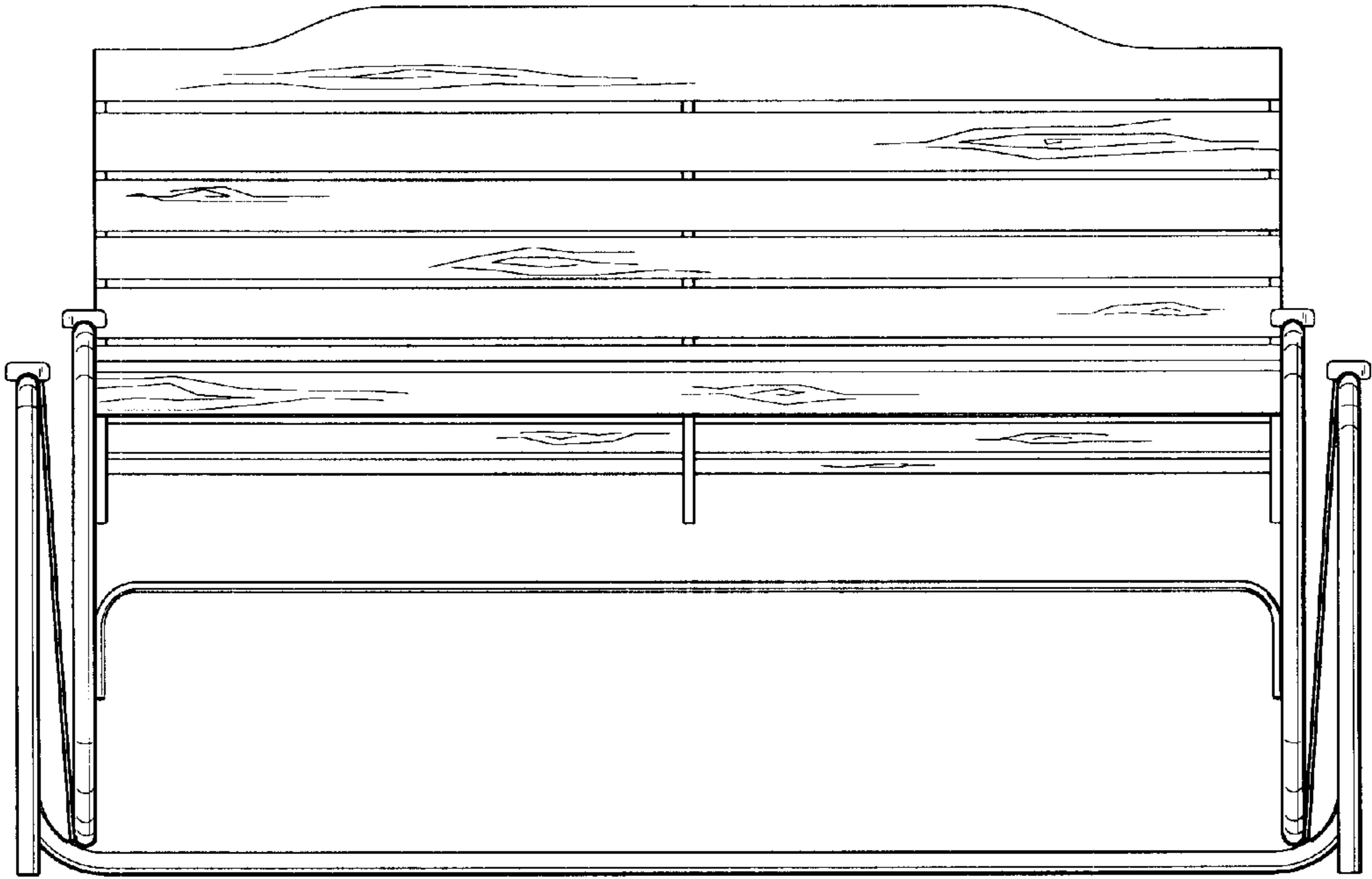


FIG. 8

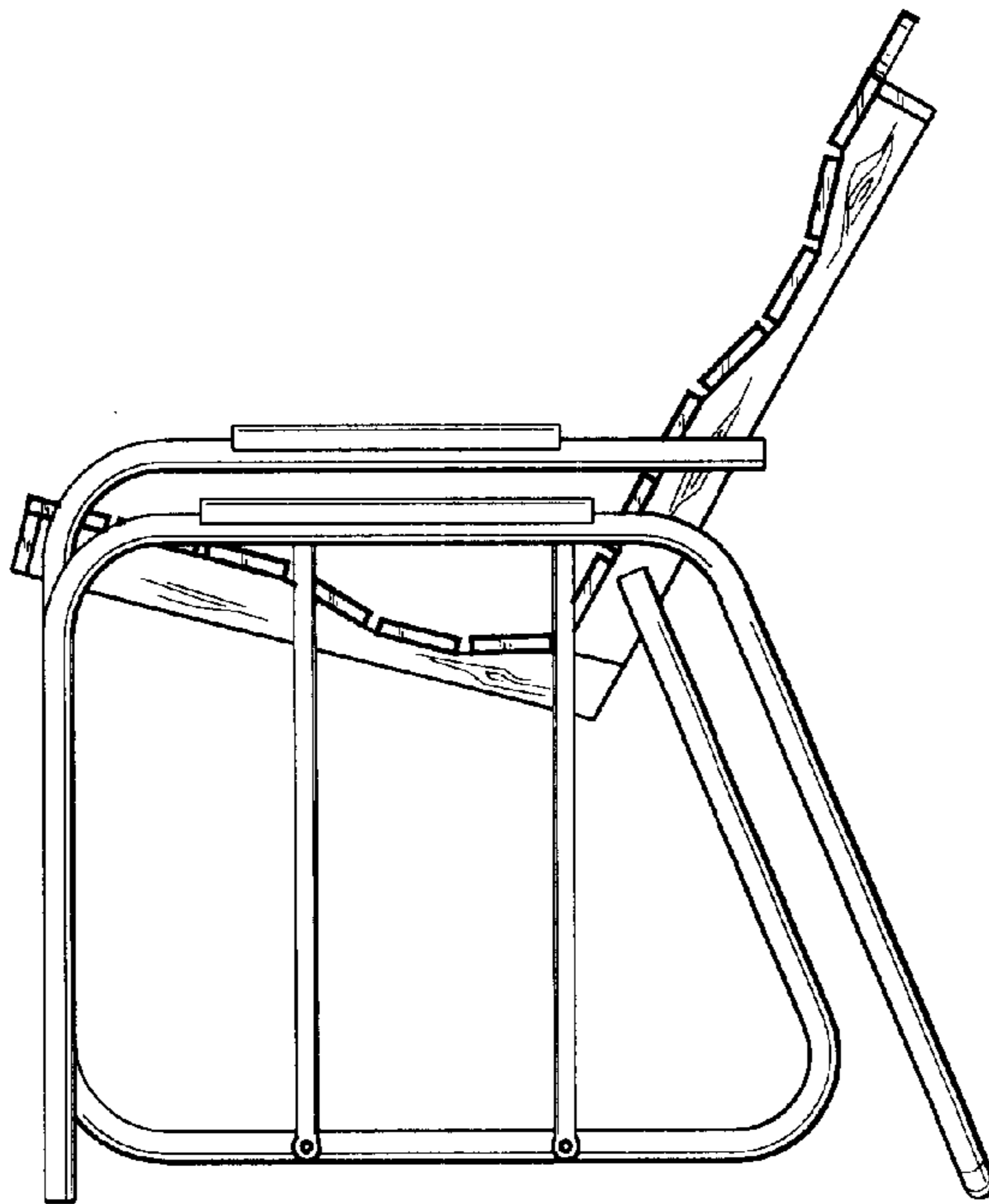


FIG. 9




FIG. 10




FIG. 11

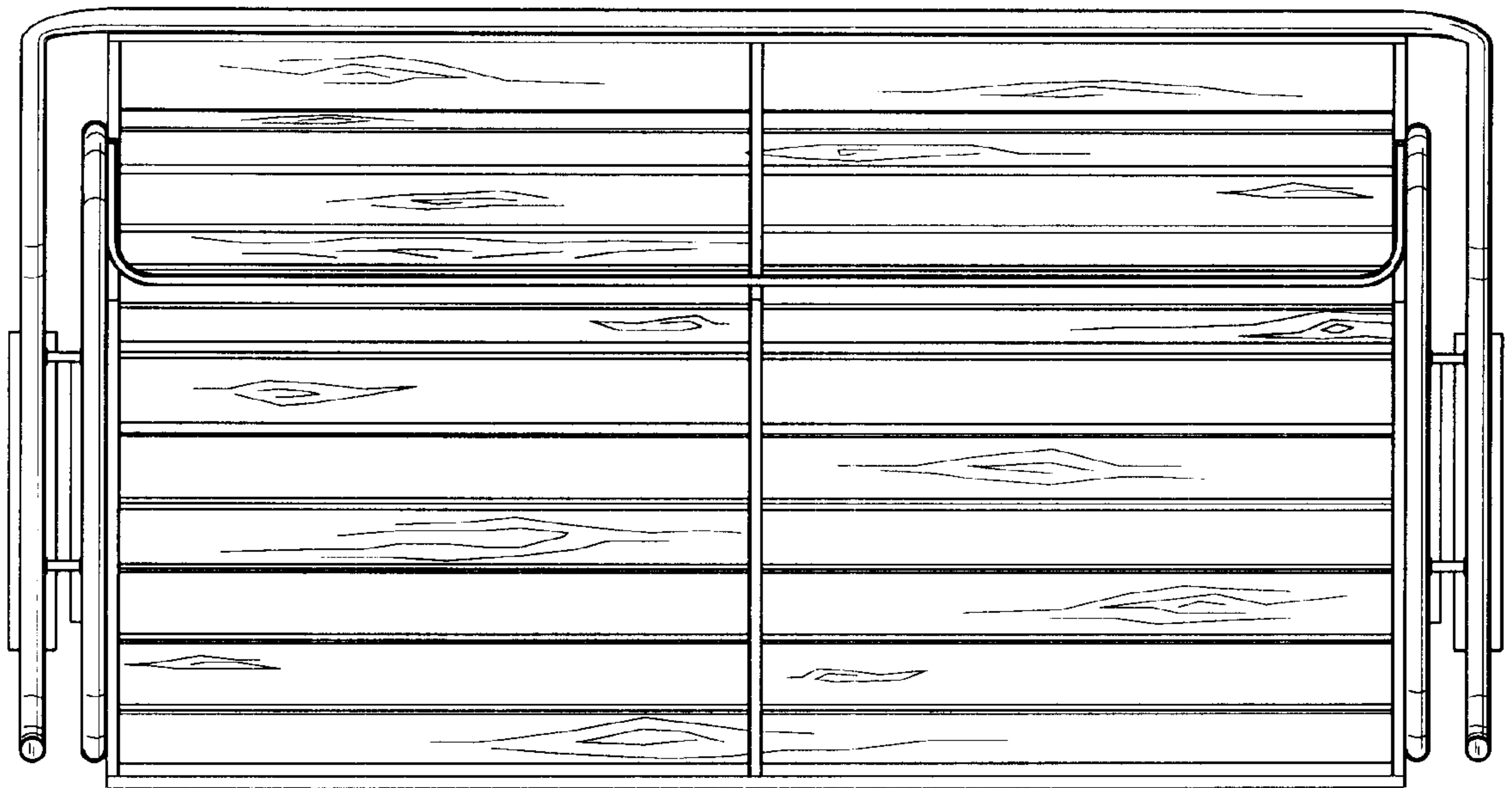


FIG. 12