



US00D474036S

(12) **United States Design Patent**
Paus

(10) **Patent No.:** **US D474,036 S**

(45) **Date of Patent:** **** May 6, 2003**

(54) **MIRROR**

(75) Inventor: **Michael J. Paus**, High Point, NC (US)

(73) Assignee: **Thomasville Furniture Industries, Inc.**, Thomasville, NC (US)

(**) Term: **14 Years**

(21) Appl. No.: **29/169,240**

(22) Filed: **Oct. 16, 2002**

(51) **LOC (7) Cl.** **06-07**

(52) **U.S. Cl.** **D6/300**

(58) **Field of Search** D6/300-303, 308-314,
D6/444; 40/700, 711, 720-722, 725, 732,
734, 790, 798; 359/838, 871

(56) **References Cited**

U.S. PATENT DOCUMENTS

D109,983 S	*	6/1938	Hickerson	D6/300
D371,005 S	*	6/1996	Brunner et al.	D6/300
D387,568 S		12/1997	Walters, III et al.	D6/312
D406,466 S	*	3/1999	Keller et al.	D6/300
D411,050 S	*	6/1999	Keller et al.	D6/302

OTHER PUBLICATIONS

Ethan Allen, c1998, p. 276, #24-5410 arched mirror in center.*

River View Mirror, River Roads Collection brochure, Thomasville Furniture Industries, Inc., p. 11, 2001.

Landscape Mirror, Summer Cottage Collection brochure, Thomasville Furniture Industries, Inc., p. 11, 2002.

Photos of Mirror, date unknown, available as of the filing date.

* cited by examiner

Primary Examiner—Janice E. Seeger

(74) *Attorney, Agent, or Firm*—Womble Carlyle Sandridge & Rice, PLLC

(57) **CLAIM**

The ornamental design for a mirror, as shown and described.

DESCRIPTION


FIG. 1 is a left front perspective view of a mirror showing my new design;

FIG. 2 is a side elevational view, the opposite side being a mirror image thereof; and,

FIG. 3 is a front elevational view thereof.

The views of the mirror not shown form no part of the claimed design.

1 Claim, 3 Drawing Sheets






FIG. 1



FIG. 2




FIG. 3